

PITTSBURGH STEELERS



2003
MEDIA GUIDE





Always the hometown favorite.

Where can you find all of the ingredients for your tailgate party or post-game celebration in one easy stop? Giant Eagle has everything from prepared foods like chicken, wings and pizza to lunchmeat and brats. Plus, we have all of the side dishes, condiments, chips and soda you'll need when cheering on the Black and Gold.



Official supermarket of the Pittsburgh Steelers.



TABLE OF CONTENTS

Schedule	1
Media Information	1
Steelers Directory	2-3
Important Dates	3
NFL Week-by-Week	4-5
NFL FINAL STANDINGS	6
FOOTBALL STAFF	7-36
Bill Cowher Bio	8-13
Coaches/Scouts/Staff bios	14-36
2003 PLAYERS	37-275
Veterans Bios	38-245
First-Year/Rookie Bios	246-269
Rosters	270-274
Pronunciation guide	274
Depth Chart	274
2002 IN REVIEW	275-302
Regular-Season Stats	276-279
Starting Lineups	280-281
Game Summaries	282-297
Postseason Stats	298-299
Postseason Summaries	300-301
Season Highs	302
STEELERS HISTORY	303-364
History of the Steelers	304-308
Steelers Records at Heinz Field	309
Coldest/Warmest Games	309
Steelers at Three Rivers	310
Steelers in the Pro Bowl	311-312
Postseason Experience	312
Hall of Fame	313
Monday/Thursday Night Results	314
Steelers in Overtime	315
Misc. Wins/Losses/Ties	316
Opponents Scoring Highs	316
All-Time Attendance	317-318
Attendance Facts	318-319
Regular-Season Streaks	320
200-yard Rushers	320
AFC Cent./North Div. Races	321-322
All-Time Jersey Numbers	323-326
Steelers MVPs	326
Longest Plays	327
Opponents Longest Plays	328
The Last Time	329
70 Years with the Steelers	330-336
Where the Steelers Finished	336
Steelers Postseason History	337
Preseason Results	338-339
Steelers vs. Opponents	340-347
Steelers vs. NFC	347
Steelers All-Time Draft	348-352
Steelers QB Records	353
All-Time Head Coaches	354
All-Time Roster	354-363
All-Time Assistant Coaches	364
RECORDS	365-448
All-Time Leaders	366-367
Individual/Opp. Records	368-380
Year-by-Year First Downs	381
Team Records	382-385
Year-by-Year Team Stats	386-387
Year-by-Year Leaders	388-393
All-Time Cumulative Stats	394-447

2003 PITTSBURGH STEELERS SCHEDULE

PRESEASON

Date	Opponent	Time/Network
Saturday, Aug. 9	at Detroit Lions	12:30 p.m. (KDKA)
Saturday, Aug. 16	PHILADELPHIA EAGLES	7:30 p.m. (KDKA)
Thursday, Aug. 21	DALLAS COWBOYS	8 p.m. (FOX)
Friday, Aug. 29	at Carolina Panthers	8 p.m. (KDKA)

REGULAR SEASON

Sunday, Sept. 7	BALTIMORE	1 p.m. (CBS)
Sunday, Sept. 14	at Kansas City	1 p.m. (CBS)
Sunday, Sept. 21	at Cincinnati	1 p.m. (CBS)
Sunday, Sept. 28	TENNESSEE	1 p.m. (CBS)
Sunday, Oct. 5	CLEVELAND	8:30 p.m. (ESPN)
Sunday, Oct. 12	at Denver	4:15 p.m. (CBS)
Sunday, Oct. 19	BYE	
Sunday, Oct. 26	ST. LOUIS (1,000th Game)	1 p.m. (FOX)
Sunday, Nov. 2	at Seattle	4 p.m. (CBS)
Sunday, Nov. 9	ARIZONA	1 p.m. (FOX)
Monday, Nov. 17	at San Francisco	9 p.m. (ABC/MNF)
Sunday, Nov. 23	at Cleveland	1 p.m. (CBS)
Sunday, Nov. 30	CINCINNATI	1 p.m. (CBS)
Sunday, Dec. 7	OAKLAND	1 p.m. (CBS)
Sunday, Dec. 14	at New York Jets	1 p.m. (CBS)
Sunday, Dec. 21	SAN DIEGO	4:05 p.m. (CBS)
Sunday, Dec. 28	at Baltimore	8:30 p.m. (ESPN)

MEDIA INFORMATION

CREDENTIALS: Requests for game credentials should be made in writing to Ron Wahl, communications coordinator, Pittsburgh Steelers, 3400 South Water Street, Pittsburgh, PA 15203, or by fax at (412) 432-7878. Requests should be received two weeks prior to a home game.

WILL-CALL: The will-call window is located on street level at the Southwest Ramp near Gate A. The media entrance is located at the Steelers main executive office entrance near the West Ramp at Gate A. Both open 90 minutes prior to kickoff.

IMPORTANT NUMBERS:

Media Relations: (412) 432-7820

Ron Wahl: (412) 432-7821

Dave Lockett: (412) 432-7822

Vicky Iuni: (412) 432-7820

Fax Number: (412) 432-7878

Ticket Office: (412) 323-1200

Training Facility Main Switchboard:
(412) 432-7800





STEELERS DIRECTORY

ADMINISTRATION

DANIEL M. ROONEY
Chairman
ARTHUR J. ROONEY II
President
JOHN R. MCGINLEY
Vice President
ARTHUR J. ROONEY JR.
Vice President
CHARLES H. NOLL
Administration Advisor

FRONT OFFICE

MARK HART
Director of Business
JIM ELLENBERGER
Business Accounting Coordinator
GERALDINE GLENN
Human Relations/Office Coordinator
OMAR KHAN
Business Operations
JODIE SPAGNOLLI
Accounting Manager
RON WAHL
Communications Coordinator
DAVID LOCKETT
Public Relations/Media Manager
SCOTT PHELPS
Network Administrator

MARKETING

TONY QUATRINI
Director of Marketing
RICK GIUGLIANO
Marketing Coordinator
AMY CORBETT
Client Services Administrator
JOHN WODAREK
Marketing Manager
RICK FAIRBEND
Producer/Broadcasting Manager
PETE GERGELY
Broadcasting Assistant
LYNNE MOLYNEAUX
Marketing/Community Relations Manager
JOHN SIMPSON
Marketing Assistant
MIKE MARCHINSKY
Marketing Assistant

COACHING STAFF

BILL COWHER
Head Coach
TIM LEWIS
Defensive Coordinator
MIKE MULARKEY
Offensive Coordinator
KEITH BUTLER
Linebackers Coach
TOM CLEMENTS
Quarterbacks Coach
CHET FUHRMAN
Conditioning Coach
RUSS GRIMM
Offensive Line Coach
DICK HOAK
Running Backs Coach
KENNY JACKSON
Wide Receivers Coach
JOHN MITCHELL
Defensive Line Coach
DARREN PERRY
Assistant Defensive Backs Coach
WILLY ROBINSON
Defensive Backs Coach
KEN WHISENHUNT
Tight Ends Coach
KEVIN SPENCER
Special Teams Coach
LOU SPANOS
Defensive Assistant
MIKE MILLER
Offensive Assistant

FOOTBALL OPERATIONS

KEVIN COLBERT
Director of Football Operations
RON HUGHES
College Scouting Coordinator
DOUG WHALEY
Pro Scouting Coordinator
PHIL KREIDLER
Pro/College Scout
MARK GORSCAK
College Scout
BOB LANE
College Scout
BRUCE McNORTON
College Scout
DAN ROONEY
College Scout
KELVIN FISHER
Blesto Scout

TRAINING STAFF

JOHN NORWIG
Head Athletic Trainer
RYAN GROVE
Assistant Athletic Trainer
ARIKO ISO
Assistant Athletic Trainer

OFFICE STAFF

CHRISSY BULGER	MEGHAN MATESA
MIA DAUDET	KAREN MERCALDE
VICKY IUNI	KELLY RAE
STACIE LAWRENCE	TYRONE RYAN
MAUREEN MANNION	

ADMINISTRATIVE/FOOTBALL OFFICES: UPMC SPORTS PERFORMANCE COMPLEX

3400 South Water Street
Pittsburgh, PA 15203
(412) 432-7800

Media Relations FAX: (412) 432-7878
Ticket Office: (412) 323-1200

STEELERS DIGEST
OFFICIAL STEELERS FAN CLUB
Phone: (800) 334-4005

TRAINING CAMP:
Saint Vincent College
Latrobe, PA 15650



STEELERS DIRECTORY

MEDICAL STAFF

DR. RANDY BEATTY
Ophthalmologist
DR. JAMES P. BRADLEY
Physician, Orthopedic
DR. JOSEPH MAROON
Neurological Surgeon
DR. RICHARD RYDZE
Physician, M.D.
DR. ABRAHAM J. TWERSKI
Physician, Consultant
DR. ANTHONY P. YATES
Physician, M.D.

FOOTBALL STAFF

ANTHONY GRIGGS
Player Development
RODGERS FREYVOGEL
Equipment Manager
RICH BAKER
Field Manager
KALVIN JONES
Field/Equipment Assistant
BOB McCARTNEY
Video Coordinator
ANDY LIZANICH
Video Assistant
ROB BRAKEL
Video Assistant
MIKE FABUS
Photographer

TICKET OPERATIONS

BEN LENTZ
Ticket Manager
LIBBY PATCHER
Season Ticket Assistant

STADIUM OPERATIONS

JIM SACCO
Director of Stadium Management
BRYAN MICHAELS
Stadium Finance Coordinator
ROB THOMPSON
Event Operations Coordinator
GREG HOYER
Event Operations Assistant
BRIAN OPACIC
Stadium Operations Coordinator
DON COLTON
Stadium Operations Assistant
JAMES TABACKA
Shipping & Receiving/Operations
BERNIE DeLUCA
Suite Manager
JAMIE KREGER
Club Sales Manager
LISA WEINZETL
Club Seats Manager
CAYCE LITTLE
Guest Services/Tour Manager
DAVE STEINER
Audio Visual Technician
CHRIS ECTON
Playing Surface Staff
MARCUS DEAN
Playing Surface Staff
JOHN FOX
Playing Surface Staff
HEIDI EDWARDS
Amphitheater Project Coordinator

HEINZ FIELD OFFICE STAFF

JULIE CAUGHERTY
GENEVA JORDAN
DIANE LOWE
JODIE LUTES
RENAE McNABB
CONNIE ROSE
ELLIE SHAM

IMPORTANT DATES

July 25—Team Report to Camp
Aug. 9—Preseason Opener vs. Detroit
Aug. 4—Hall of Fame Induction Ceremony,
Canton, Ohio
Aug. 16—Preseason Game vs.
Philadelphia
Aug. 21—Team breaks camp
Aug. 21—Preseason Game vs. Dallas
Aug. 26—Roster cutdown to 65 players
Aug. 29—Preseason Game vs. Carolina
Aug. 31—Roster cutdown to 53 players
Aug. 31—NFL Europe League exemptions
expire
Sept. 1—Clubs may establish practice
squad of five players
Sept. 4-8—Regular Season opens
Sept. 7—Season Opener vs. Baltimore
Oct. 14—Trading deadline (4 p.m., ET)



MERCHANDISING

TIM CAREY
Merchandising Manager
SAM ROGIERO
Assistant Merchandising Manager
ROBB GEDRYS
Merchandising Assistant
DANNY WILLIAMS
Grove City Store
KRISTEN BEERS
Merchandising Accounting Manager

HOME FIELD:
Heinz Field (64,350)

**STADIUM OPERATIONS/
MARKETING AND MERCHANDISING
HEINZ FIELD**
100 Art Rooney Avenue
Pittsburgh, PA 15212
Main Switchboard: (412) 697-7700



WWW.STEELERS.COM





2003 NATIONAL FOOTBALL LEAGUE SCHEDULE

THURSDAY NIGHT, SEPTEMBER 4

(FOX-TV WEEKEND)

1. N.Y. JETS AT WASHINGTON 9:00
SUNDAY, SEPTEMBER 7
 2. NEW ENGLAND AT BUFFALO 1:00
 3. JACKSONVILLE AT CAROLINA 1:00
 4. DENVER AT CINCINNATI 1:00
 5. INDIANAPOLIS AT CLEVELAND 1:00
 6. ARIZONA AT DETROIT 1:00
 7. MINNESOTA AT GREEN BAY 1:00
 8. SAN DIEGO AT KANSAS CITY 1:00
 9. HOUSTON AT MIAMI 1:00
 10. ST. LOUIS AT N.Y. GIANTS 1:00
 11. BALTIMORE AT PITTSBURGH 1:00
 12. ATLANTA AT DALLAS 4:15
 13. CHICAGO AT S. FRANCISCO 4:15
 14. NEW ORLEANS AT SEATTLE 4:15
 15. OAKLAND AT TENNESSEE 8:30
MONDAY, SEPTEMBER 8
 16. TAMPA BAY AT PHILADELPHIA 9:00

SUNDAY, SEPTEMBER 14

(CBS-TV WEEKEND)

17. WASHINGTON AT ATLANTA 1:00
 18. CLEVELAND AT BALTIMORE 1:00
 19. DETROIT AT GREEN BAY 1:00
 20. TENNESSEE AT INDIANAPOLIS 1:00
 21. BUFFALO AT JACKSONVILLE 1:00
 22. PITTSBURGH AT KANSAS CITY 1:00
 23. HOUSTON AT NEW ORLEANS 1:00
 24. MIAMI AT N.Y. JETS 1:00
 25. SAN FRANCISCO AT ST. LOUIS 1:00
 26. SEATTLE AT ARIZONA 4:05
 27. CAROLINA AT TAMPA BAY 4:05
 28. CINCINNATI AT OAKLAND 4:15
 29. NEW ENGLAND AT PHILA. 4:15
 30. DENVER AT SAN DIEGO 4:15
 31. CHICAGO AT MINNESOTA 8:30
MONDAY, SEPTEMBER 15
 32. DALLAS AT N.Y. GIANTS 9:00

SUNDAY, SEPTEMBER 21

(CBS-TV WEEKEND)

(OPEN DATES: CAROLINA, CHICAGO, DALLAS, PHILADELPHIA)

33. TAMPA BAY AT ATLANTA 1:00
 34. PITTSBURGH AT CINCINNATI 1:00
 35. MINNESOTA AT DETROIT 1:00
 36. KANSAS CITY AT HOUSTON 1:00
 37. JACKSONVILLE AT INDY 1:00
 38. N.Y. JETS AT NEW ENGLAND 1:00
 39. NEW ORLEANS AT TENNESSEE 1:00
 40. GREEN BAY AT ARIZONA 4:05
 41. ST. LOUIS AT SEATTLE 4:05
 42. N.Y. GIANTS AT WASHINGTON 4:05
 43. BALTIMORE AT SAN DIEGO 4:15
 44. CLEVELAND AT SAN FRAN. 4:15
 45. BUFFALO AT MIAMI 8:30
MONDAY, SEPTEMBER 22
 46. OAKLAND AT DENVER 9:00

SUNDAY, SEPTEMBER 28

(FOX-TV WEEKEND)

(OPEN DATES: MIAMI, N.Y. GIANTS, SEATTLE, TAMPA BAY)

47. KANSAS CITY AT BALTIMORE 1:00
 48. PHILADELPHIA AT BUFFALO 1:00
 49. ATLANTA AT CAROLINA 1:00
 50. CINCINNATI AT CLEVELAND 1:00
 51. JACKSONVILLE AT HOUSTON 1:00
 52. SAN FRAN AT MINNESOTA 1:00
 53. TENNESSEE AT PITTSBURGH 1:00
 54. ARIZONA AT ST. LOUIS 1:00
 55. N. ENGLAND AT WASHINGTON 1:00
 56. SAN DIEGO AT OAKLAND 4:05
 57. DETROIT AT DENVER 4:15
 58. DALLAS AT N.Y. JETS 4:15
 59. INDY AT NEW ORLEANS 8:30

MONDAY, SEPTEMBER 29

60. GREEN BAY AT CHICAGO 9:00

SUNDAY, OCTOBER 5

(FOX-TV WEEKEND)

(OPEN DATES: BALTIMORE, HOUSTON, N.Y. JETS, ST. LOUIS)

61. MINNESOTA AT ATLANTA 1:00
 62. CINCINNATI AT BUFFALO 1:00
 63. NEW ORLEANS AT CAROLINA 1:00
 64. OAKLAND AT CHICAGO 1:00
 65. ARIZONA AT DALLAS 1:00
 66. SEATTLE AT GREEN BAY 1:00
 67. DENVER AT KANSAS CITY 1:00
 68. TENNESSEE AT NEW ENGLAND 1:00
 69. MIAMI AT N.Y. GIANTS 1:00
 70. SAN DIEGO AT JACKSONVILLE 4:05
 71. WASHINGTON AT PHILADELPHIA 4:15
 72. DETROIT AT SAN FRANCISCO 4:15
 73. CLEVELAND AT PITTSBURGH 8:30

MONDAY, OCTOBER 6

74. INDIANAPOLIS AT TAMPA BAY 9:00

SUNDAY, OCTOBER 12

(CBS-TV WEEKEND)

(OPEN DATES: CINCINNATI, DETROIT, MINNESOTA, SAN DIEGO)

75. OAKLAND AT CLEVELAND 1:00
 76. PHILADELPHIA AT DALLAS 1:00
 77. KANSAS CITY AT GREEN BAY 1:00
 78. CAROLINA AT INDIANAPOLIS 1:00
 79. MIAMI AT JACKSONVILLE 1:00
 80. N.Y. GIANTS AT NEW ENGLAND 1:00
 81. CHICAGO AT NEW ORLEANS 1:00
 82. HOUSTON AT TENNESSEE 1:00
 83. TAMPA BAY AT WASH. 1:00
 84. BALTIMORE AT ARIZONA 4:15
 85. PITTSBURGH AT DENVER 4:15
 86. BUFFALO AT N.Y. JETS 4:15
 87. SAN FRANCISCO AT SEATTLE 8:30

MONDAY, OCTOBER 13

88. ATLANTA AT ST. LOUIS 9:00

SUNDAY, OCTOBER 19

(FOX-TV WEEKEND)

(OPEN DATES: ARIZONA, INDIANAPOLIS, JACKSONVILLE, PITTSBURGH)

89. NEW ORLEANS AT ATLANTA 1:00
 90. WASHINGTON AT BUFFALO 1:00
 91. TENNESSEE AT CAROLINA 1:00
 92. BALTIMORE AT CINCINNATI 1:00
 93. SAN DIEGO AT CLEVELAND 1:00
 94. DALLAS AT DETROIT 1:00
 95. NEW ENGLAND AT MIAMI 1:00
 96. DENVER AT MINNESOTA 1:00
 97. PHILADELPHIA AT N.Y. GIANTS 1:00
 98. GREEN BAY AT ST. LOUIS 1:00
 99. N.Y. JETS AT HOUSTON 4:05
 100. TAMPA BAY AT SAN FRANCISCO 4:15
 101. CHICAGO AT SEATTLE 4:15

MONDAY, OCTOBER 20

102. KANSAS CITY AT OAKLAND 9:00

SUNDAY, OCTOBER 26

(CBS-TV WEEKEND)

(OPEN DATES: ATLANTA, GREEN BAY, OAKLAND, WASHINGTON)

103. DENVER AT BALTIMORE 1:00
 104. DETROIT AT CHICAGO 1:00
 105. SEATTLE AT CINCINNATI 1:00
 106. TENNESSEE AT JACKSONVILLE 1:00
 107. N.Y. GIANTS AT MINNESOTA 1:00
 108. CLEVELAND AT NEW ENGLAND 1:00
 109. CAROLINA AT NEW ORLEANS 1:00
 110. ST. LOUIS AT PITTSBURGH 1:00
 111. DALLAS AT TAMPA BAY 1:00
 112. SAN FRANCISCO AT ARIZONA 4:05
 113. HOUSTON AT INDIANAPOLIS 4:15
 114. N.Y. JETS AT PHILADELPHIA 4:15
 115. BUFFALO AT KANSAS CITY 8:30

MONDAY, OCTOBER 27

116. MIAMI AT SAN DIEGO 9:00

SUNDAY, NOVEMBER 2

(FOX-TV WEEKEND)

(OPEN DATES: BUFFALO, CLEVELAND, KANSAS CITY, TENNESSEE)

117. JACKSONVILLE AT BALTIMORE 1:00
 118. SAN DIEGO AT CHICAGO 1:00
 119. WASHINGTON AT DALLAS 1:00
 120. OAKLAND AT DETROIT 1:00
 121. CAROLINA AT HOUSTON 1:00
 122. INDIANAPOLIS AT MIAMI 1:00
 123. N.Y. GIANTS AT N.Y. JETS 1:00
 124. NEW ORLEANS AT TAMPA BAY 1:00
 125. CINCINNATI AT ARIZONA 4:05
 126. PITTSBURGH AT SEATTLE 4:05
 127. PHILADELPHIA AT ATLANTA 4:15
 128. ST. LOUIS AT SAN FRANCISCO 4:15
 129. GREEN BAY AT MINNESOTA 8:30

MONDAY, NOVEMBER 3

130. NEW ENGLAND AT DENVER 9:00

2003 NATIONAL FOOTBALL LEAGUE SCHEDULE

SUNDAY, NOVEMBER 9

(CBS-TV WEEKEND)

(OPEN DATES: DENVER, NEW ENGLAND,
NEW ORLEANS, SAN FRANCISCO)

131. TAMPA BAY AT CAROLINA	1:00
132. HOUSTON AT CINCINNATI	1:00
133. CHICAGO AT DETROIT	1:00
134. INDY AT JACKSONVILLE	1:00
135. CLEVELAND AT KANSAS CITY	1:00
136. ATLANTA AT N.Y. GIANTS	1:00
137. ARIZONA AT PITTSBURGH	1:00
138. MIAMI AT TENNESSEE	1:00
139. SEATTLE AT WASHINGTON	1:00
140. MINNESOTA AT SAN DIEGO	4:05
141. BUFFALO AT DALLAS	4:15
142. N.Y. JETS AT OAKLAND	4:15
143. BALTIMORE AT ST. LOUIS	8:30

MONDAY, NOVEMBER 10

144. PHILADELPHIA AT GREEN BAY ..	9:00
-----------------------------------	------

SUNDAY, NOVEMBER 16

(FOX-TV WEEKEND)

145. HOUSTON AT BUFFALO	1:00
146. WASHINGTON AT CAROLINA	1:00
147. ST. LOUIS AT CHICAGO	1:00
148. KANSAS CITY AT CINCINNATI	1:00
149. ARIZONA AT CLEVELAND	1:00
150. BALTIMORE AT MIAMI	1:00
151. ATLANTA AT NEW ORLEANS	1:00
152. N.Y. GIANTS AT PHILADELPHIA ..	1:00
153. JACKSONVILLE AT TENNESSEE ..	1:00
154. SAN DIEGO AT DENVER	4:05
155. N.Y. JETS AT INDIANAPOLIS	4:05
156. MINNESOTA AT OAKLAND	4:15
157. DETROIT AT SEATTLE	4:15
158. GREEN BAY AT TAMPA BAY	4:15
159. DALLAS AT NEW ENGLAND	8:30

MONDAY, NOVEMBER 17

160. PITTSBURGH AT S. FRANCISCO ..	9:00
------------------------------------	------

SUNDAY, NOVEMBER 23

(CBS-TV WEEKEND)

161. SEATTLE AT BALTIMORE	1:00
162. INDIANAPOLIS AT BUFFALO	1:00
163. PITTSBURGH AT CLEVELAND	1:00
164. CAROLINA AT DALLAS	1:00
165. SAN FRANCISCO AT GREEN BAY ..	1:00
166. NEW ENGLAND AT HOUSTON	1:00
167. DETROIT AT MINNESOTA	1:00
168. JACKSONVILLE AT N.Y. JETS	1:00
169. NEW ORLEANS AT PHILA	1:00
170. ST. LOUIS AT ARIZONA	4:05
171. CHICAGO AT DENVER	4:05
172. TENNESSEE AT ATLANTA	4:15
173. OAKLAND AT KANSAS CITY	4:15
174. CINCINNATI AT SAN DIEGO	4:15
175. WASHINGTON AT MIAMI	8:30

MONDAY, NOVEMBER 24

176. N.Y. GIANTS AT TAMPA BAY	9:00
-------------------------------------	------

THURSDAY, NOVEMBER 27

(CBS-TV WEEKEND)

177. GREEN BAY AT DETROIT	12:30
178. MIAMI AT DALLAS	4:05

SUNDAY, NOVEMBER 30

179. SAN FRAN AT BALTIMORE	1:00
180. PHILADELPHIA AT CAROLINA	1:00
181. ARIZONA AT CHICAGO	1:00
182. ATLANTA AT HOUSTON	1:00
183. NEW ENGLAND AT INDY	1:00
184. BUFFALO AT N.Y. GIANTS	1:00
185. CINCINNATI AT PITTSBURGH	1:00
186. MINNESOTA AT ST. LOUIS	1:00
187. NEW ORLEANS AT WASH	4:05
188. DENVER AT OAKLAND	4:15
189. KANSAS CITY AT SAN DIEGO	4:15
190. CLEVELAND AT SEATTLE	4:15
191. TAMPA BAY AT JACKSONVILLE ..	8:30

MONDAY, DECEMBER 1

192. TENNESSEE AT N.Y. JETS	9:00
-----------------------------------	------

SUNDAY, DECEMBER 7

(CBS-TV WEEKEND)

193. CINCINNATI AT BALTIMORE	1:00
194. SAN DIEGO AT DETROIT	1:00
195. CHICAGO AT GREEN BAY	1:00
196. HOUSTON AT JACKSONVILLE	1:00
197. SEATTLE AT MINNESOTA	1:00
198. TAMPA BAY AT NEW ORLEANS	1:00
199. WASHINGTON AT N.Y. GIANTS	1:00
200. DALLAS AT PHILADELPHIA	1:00
201. OAKLAND AT PITTSBURGH	1:00
202. INDIANAPOLIS AT TENNESSEE	1:00
203. ARIZONA AT SAN FRANCISCO	4:05
204. N.Y. JETS AT BUFFALO	4:15
205. KANSAS CITY AT DENVER	4:15
206. MIAMI AT NEW ENGLAND	4:15
207. CAROLINA AT ATLANTA	8:30

MONDAY, DECEMBER 8

208. ST. LOUIS AT CLEVELAND	9:00
-----------------------------------	------

SUNDAY, DECEMBER 14

(FOX-TV WEEKEND)

209. MINNESOTA AT CHICAGO	1:00
210. SAN FRAN AT CINCINNATI	1:00
211. ATLANTA AT INDIANAPOLIS	1:00
212. DETROIT AT KANSAS CITY	1:00
213. JAX AT NEW ENGLAND	1:00
214. PITTSBURGH AT N.Y. JETS	1:00
215. SEATTLE AT ST. LOUIS	1:00
216. HOUSTON AT TAMPA BAY	1:00
217. BUFFALO AT TENNESSEE	1:00
218. DALLAS AT WASHINGTON	1:00
219. CLEVELAND AT DENVER	4:05
220. BALTIMORE AT OAKLAND	4:05
221. CAROLINA AT ARIZONA	4:15
222. GREEN BAY AT SAN DIEGO	4:15
223. N.Y. GIANTS AT NEW ORLEANS ..	8:30

MONDAY, DECEMBER 15

224. PHILADELPHIA AT MIAMI	9:00
----------------------------------	------

SATURDAY, DECEMBER 20

(FOX-TV WEEKEND)

225. ATLANTA AT TAMPA BAY	1:30
226. KANSAS CITY AT MINNESOTA	5:00
227. NEW ENGLAND AT N.Y. JETS	8:30

SUNDAY, DECEMBER 21

228. MIAMI AT BUFFALO	1:00
229. DETROIT AT CAROLINA	1:00
230. WASHINGTON AT CHICAGO	1:00
231. BALTIMORE AT CLEVELAND	1:00
232. N.Y. GIANTS AT DALLAS	1:00
233. TENNESSEE AT HOUSTON	1:00
234. N. ORLEANS AT JACKSONVILLE ..	1:00
235. CINCINNATI AT ST. LOUIS	1:00
236. SAN DIEGO AT PITTSBURGH	4:05
237. SAN FRAN AT PHILADELPHIA	4:15
238. ARIZONA AT SEATTLE	4:15
239. DENVER AT INDIANAPOLIS	8:30

MONDAY, DECEMBER 22

240. GREEN BAY AT OAKLAND	9:00
---------------------------------	------

SATURDAY, DECEMBER 27

(CBS-TV WEEKEND)

241. BUFFALO AT NEW ENGLAND	1:30
242. SEATTLE AT SAN FRANCISCO	5:00
243. PHILADELPHIA AT WASH	8:30

SUNDAY, DECEMBER 28

244. JACKSONVILLE AT ATLANTA	1:00
245. CLEVELAND AT CINCINNATI	1:00
246. ST. LOUIS AT DETROIT	1:00
247. INDIANAPOLIS AT HOUSTON	1:00
248. CHICAGO AT KANSAS CITY	1:00
249. N.Y. JETS AT MIAMI	1:00
250. DALLAS AT NEW ORLEANS	1:00
251. TAMPA BAY AT TENNESSEE	1:00
252. MINNESOTA AT ARIZONA	4:05
253. CAROLINA AT N.Y. GIANTS	4:05
254. DENVER AT GREEN BAY	4:15
255. OAKLAND AT SAN DIEGO	4:15
256. PITTSBURGH AT BALTIMORE	8:30



2003 POSTSEASON



JANUARY 3-4, 2004

WILDCARD GAMES

JANUARY 10-11, 2003

DIVISIONAL PLAYOFFS

JANUARY 18, 2003

AFC AND NFC CHAMPIONSHIP GAMES

FEBRUARY 1, 2003

SUPER BOWL XXXVIII, HOUSTON, TEXAS

FEBRUARY 8, 2003

AFC-NFC PRO BOWL, HONOLULU, HAWAII



2002 FINAL NFL REGULAR-SEASON STANDINGS

AMERICAN FOOTBALL CONFERENCE **A**

East Division

	W	L	T	Pct.	Pts.	OP
New York Jets*	9	7	0	.563	359	336
New England	9	7	0	.563	381	346
Miami	9	7	0	.563	378	301
Buffalo	8	8	0	.500	379	397

North Division

	W	L	T	Pct.	Pts.	OP
Pittsburgh*	10	5	1	.656	390	345
Cleveland#	9	7	0	.563	344	320
Baltimore	7	9	0	.438	316	354
Cincinnati	2	14	0	.125	279	456

South Division

	W	L	T	Pct.	Pts.	OP
Tennessee*	11	5	0	.688	367	324
Indianapolis#	10	6	0	.625	349	313
Jacksonville	6	10	0	.375	328	315
Houston	4	12	0	.250	213	356

West Division

	W	L	T	Pct.	Pts.	OP
Oakland *	11	5	0	.688	450	304
Denver	9	7	0	.563	392	344
San Diego	8	8	0	.500	333	367
Kansas City	8	8	0	.500	467	399

NATIONAL FOOTBALL CONFERENCE **N**

East Division

	W	L	T	Pct.	Pts.	OP
Philadelphia *	12	4	0	.750	415	241
New York Giants#	10	6	0	.625	320	279
Washington	7	9	0	.438	307	365
Dallas	5	11	0	.313	217	329

North Division

	W	L	T	Pct.	Pts.	OP
Green Bay*	12	4	0	.750	398	328
Minnesota	6	10	0	.375	390	442
Chicago	4	12	0	.250	281	379
Detroit	3	13	0	.188	306	451

South Division

	W	L	T	Pct.	Pts.	OP
Tampa Bay*	12	4	0	.750	346	196
Atlanta#	9	6	1	.594	402	314
New Orleans	9	7	0	.563	432	388
Carolina	7	9	0	.438	258	302

West Division

	W	L	T	Pct.	Pts.	OP
San Francisco*	10	6	0	.625	367	351
St. Louis	7	9	0	.438	316	369
Seattle	7	9	0	.438	355	369
Arizona	5	11	0	.313	262	417

* Division Champion

Clinched Playoff Berth

WILD CARD PLAYOFFS

AFC: NEW YORK JETS 41, Indianapolis 0

NFC: Atlanta 27, GREEN BAY 7

AFC: PITTSBURGH 36, Cleveland 33

NFC: SAN FRANCISCO 39, NY Giants 38

DIVISIONAL PLAYOFFS

AFC: TENNESSEE 34, Pittsburgh 31 (OT)

NFC: PHILADELPHIA 20, Atlanta 6

NFC: TAMPA BAY 31, San Francisco 6

AFC: OAKLAND 30, New York Jets 10

AFC CHAMPIONSHIP GAME: Tennessee 24 at OAKLAND 41


NFC CHAMPIONSHIP GAME: Tampa Bay 27 at PHILADELPHIA 10

SUPER BOWL XXXVII: Tampa Bay 48 vs. OAKLAND 21 (Qualcomm Stadium in San Diego, Calif.)

AFC-NFC PRO BOWL: AFC 45 NFC 20 (Aloha Stadium, Honolulu, HI)



FOOTBALL STAFF





BILL COWHER

Head Coach

Bill Cowher enters the 2003 season as the longest tenured coach with one team in the NFL.

The Steelers head coach also has become one of the NFL's most successful.

In Cowher's 11 seasons, the Steelers have captured seven division titles, earned eight postseason playoff berths, advanced to four AFC Championship games and made one Super Bowl appearance. He is one of only six coaches in NFL history to claim at least seven division titles.

Cowher, 46, ascended the coaching ranks as a special teams coach to defensive coordinator to become one of the youngest coaches ever named to an NFL head-coaching post.

Cowher's coaching career has been a model of consistency. In 11 seasons, he has missed the playoffs just three times.

In his first six seasons, Cowher joined the legendary Paul Brown as the only head coach to lead a team to six straight trips to the playoffs in his first six seasons as a head coach. Additionally, Cowher's .622 winning percentage (109-66-1) ranks fourth among active coaches with at least 75 victories. Cowher's overall record is an impressive 116-74-1 (.610), which ranks third among active coaches.

Cowher earned his 100th career win (Dec. 21, 2001 vs. Minnesota) and 50th regular-season win Nov. 3, 1996 in his 73rd game to become the eighth-fastest coach in NFL history to reach 50 wins. He claimed his 100th regular-season coaching victory in a 16-13 overtime win versus Cleveland (Sept. 29, 2002). Presently with 116 career wins, Cowher moved into second in team victories behind Chuck Noll (209 wins) during his fifth season when he recorded his 57th win. In 1997, Cowher surpassed Ray Parker's 105 games for the second-most games (191) as the Steelers head coach. Only Noll (366 games) guided the Steelers longer.

During Cowher's tenure, the Steelers have featured a trademark running attack and a solid, aggressive defense. During his 11 seasons as head coach, the team has averaged a league-leading 137.1 rushing yards a game and has rushed for more yards (24,136) than any team in the NFL during the period, the only club to rush for more than 24,000 yards. In that same period, the offense has churned out a league-high 74 100-yard rushing games—followed by Dallas' 68.

Cowher has built a defense that mirrors his fiery attitude. In the 176 regular-season games since becoming head coach, the defense has allowed an average of 94.2 rushing yards a game and 195.5 yards passing.



In 2002, Cowher once again led the Steelers to the postseason. Entering the season as heavy favorites for the Super Bowl, the Steelers staggered to a 0-2 start and a 1-3 record. But, Cowher's intuitive change at starting quarterback—from Pro Bowl Kordell Stewart to backup Tommy Maddox—sparked the Steelers, who won nine of their remaining 12 games to capture the first AFC North Championship and compile a 10-5-1 record. The Steelers advanced to the AFC Divisional playoffs where they were defeated in overtime to the host Tennessee Titans, 34-31.

Cowher guided the Steelers back to the postseason in 2001 after a three-year absence. Despite predictions to the contrary, the team captured its 15th AFC Central crown—the sixth under Cowher—and posted an AFC best 13-3 regular-season record.

After achieving great success in his first six seasons as the Steelers head coach, the team experienced two subpar seasons in 1998 and '99, and a play-off-absent 2000 campaign. Many predicted the same for the 2001 Steelers—or worse.

But, Cowher had a different resolve. Determined to reverse the fortunes of the previous three seasons, Cowher rededicated himself—and the team. He instilled a commitment and focus that were earmarks of teams from Cowher's first six campaigns. A rigorous offseason conditioning program and an intense, physical training camp characterized the 2001 team.

After a humiliating 21-3 season-opening defeat to the Jacksonville Jaguars in Florida, the Steelers developed a resolve over the course of the next three weeks that led the team on a journey of success.

The tragic events of Sept. 11, 2001, coupled with an NFL scheduled bye week, gave the Steelers an unusual three-week reprieve. While some teams may have been affected adversely from the layoff, the Steelers re-energized and refocused to win 13 of their last 15 games en route to the AFC Championship game—the fourth appearance under Cowher.

If one were to chronicle Cowher's career with the Steelers, through all his successes, the 2000 season could rate as one of his finest coaching performances. After two non-playoff seasons and many predicting a similar fate in 2000, the Steelers lost the first three games of the year, and the critics seemed prophetic. But, Cowher once again met the challenge and rallied the team to a 9-4 finish, a surge that kept the Steelers in playoff contention until the last game of the season.

The 1999 season marked his second straight losing season. In a year that began with a 2-0 start and high expectations, the 1999 Steelers ended with a lackluster 1-7 finish and a 6-10 record, the worst of Cowher's career.

In 1998, Cowher experienced uncharted territory. For the first time in his head-coaching career, the Steelers did not make the playoffs. Nevertheless, despite several key injuries throughout the season, especially along the offensive line, the team remained competitive and had opportunities to clinch a play-



off berth until the 15th week of the season.

The elements heading into 1997 didn't favor the Steelers. Ten key players departed from the previous season. A new defensive coordinator was hired. A first-year quarterback took control of the offense. Still, the Steelers overcame these obstacles to post an 11-5 record, and Cowher led his team to their third home AFC Championship game in four seasons. The Steelers season ended with a 24-21 loss to the eventual-Super Bowl Champion Denver Broncos.

While the 1996 outcome didn't compare to the Super Bowl appearance of the previous season, it might have been one of the Cowher's best coaching jobs at that point of his young career. For the second straight season, Cowher was forced to overcome losses of key starting personnel on a team that already featured a re-tooled offense. During the course of the season, the Steelers had 14 starters miss 64 starts due to injury. Those adjustments forced Cowher to play 40 different starters throughout the season. Despite this adversity, Cowher led the Steelers to their fifth consecutive playoff berth and their fourth AFC Central title in five seasons.

In 1995, at the age of 38, the Pittsburgh-area native became the youngest head coach to lead his team to a Super Bowl. Along the way, Cowher's team captured its third AFC Central Division title in four years, made its fourth straight playoff appearance, and won the Steelers' first AFC title since 1979.

The Steelers' 11-5 regular-season record was the second best in the AFC, which exceeded the expectations of most. In the offseason, the team lost seven veterans through free agency and trades. They had to play four games without starting quarterback Neil O'Donnell and almost the entire season without 1994's starting cornerbacks Deon Figures and Rod Woodson, a perennial All-Pro. In addition, linebacker Chad Brown missed six games after a phenomenal start.

Despite the setbacks, Cowher was able to rally his team from a near-disastrous 3-4 start to an NFL-best eight-game winning streak and a bye in the first round of the playoffs. This was accomplished with a major change in both offensive and defensive strategies, as the Steelers made key adjustments to compensate for their personnel losses.

The 1995 Steelers led the AFC in scoring with 407 points and set eight new offensive team records. They also led the NFL in time of possession (an average of 32:36). On defense, they established new team marks for fewest yards allowed rushing and fewest yards per game rushing (82.6/game). Their 22 interceptions were second most in the NFL.

Cowher was introduced as the Steelers head coach on January 21, 1992, 26 days after the retirement of Hall of Fame coach Chuck Noll. At the age of 34, Cowher was two years younger than Noll was upon becoming the Steelers head coach in 1969.

Cowher returned to his hometown following seven years as an assistant under Marty Schottenheimer in Cleveland and Kansas City. His appointment as the Steelers head coach immediately followed a three-year stint as defensive coordinator and linebackers coach for the Chiefs.



Cowher has 23 years of NFL experience, including five as a player, seven as an assistant coach and 11 as a head coach.

In his first 13 years of coaching, Cowher had never been associated with a team that posted a losing record. In fact, in 14 of his 18 seasons as a coach, Cowher's teams have advanced to the playoffs.

In his first year as head coach, Cowher was selected the 1992 National Football League's Coach of the Year by the Associated Press and *The Sporting News*. Cowher was also named Pittsburgh's Man of the Year in Sports by the Dapper Dan Club. He directed the Steelers to their first AFC Central Division crown in eight years with an 11-5 record, the team's best mark since they last won a Super Bowl in 1979. One of four AFC teams to win 11 games in 1992, the Steelers shared the best record in the conference as Cowher became one of only 12 coaches in NFL history to win 11 games in his first season as head coach.

The 1993 Steelers started slowly at 0-2, but six wins in the next seven games brought the team to a 6-3 mark and first place in the AFC Central division. On the final weekend of the regular season the Steelers claimed the final AFC Wild-Card berth after winning three of the last five games. Offensively, the team finished with the exact same AFC rankings as the previous year, but it improved from 21st to 13th in NFL passing rankings. The defense jumped from eighth to first in AFC total defense rankings, and from 17th to third in NFL run defense.

Cowher began his coaching career in 1985 with the Cleveland Browns. At age 28, he was the league's second-youngest assistant coach.

He served on Schottenheimer's staff as the Browns' special teams coach in 1985-86 and secondary coach in 1987-88. As secondary coach, Cowher's 1987 group produced 23 interceptions to tie for third in the AFC, while in 1988 the Cleveland defense ranked fourth overall in the conference. The following year Cowher joined Schottenheimer on the Kansas City coaching staff.

In 1989, Cowher's first season as a 32-year-old defensive coordinator, the Kansas City defense led the AFC and ranked second in the NFL in total defense. The following year the unit led the league in three categories with 60 sacks, 25 fumbles recovered and 45 takeaways. In 1991 the Chiefs ranked third in the conference and fifth overall in the NFL en route to a 10-6 finish and a Wild-Card playoff berth.

A former linebacker and special teams standout, Cowher enjoyed a five-year NFL playing career with the Browns (1980-82) and the Philadelphia Eagles (1983-84). He signed with Philadelphia in 1979 as an undrafted free-agent rookie, but was the last linebacker waived in training camp after playing in three preseason games. The following year he signed with Cleveland and earned a roster spot, playing in all 16 games, including two starts at inside linebacker.

Cowher sat out the 1981 campaign after suffering a season-ending knee injury in the third preseason game. Returning in 1982 as special teams captain, he started at outside linebacker in two games while playing in all nine contests.

Cowher was traded to Philadelphia prior to the start of the 1983 season (Aug.



21) for a ninth-round draft pick. He was selected the Eagles most valuable special teams player that year and played in all 16 games. In 1984, a knee injury kept him out of all but four games and ended his career as a player. Cowher returned to Cleveland the following season and began his coaching career as a member of Schottenheimer's Browns staff.

Cowher grew up in the Crafton area west of Pittsburgh. He is a 1975 graduate of Carlynton High School, where he excelled in football, basketball and track. He was selected honorable mention All-State in football as a senior before moving on to North Carolina State, where he earned four letters and was a three-year starter at linebacker. As a senior in 1978, Cowher was selected team captain and Most Valuable Player after leading the defense in tackles for the second straight year. He also received the 1978 Cary Brewbaker Award as the school's outstanding defensive lineman as selected by the coaching staff. In 1979, Cowher graduated with a bachelor of science degree in education.

William Laird Cowher was born May 8, 1957 in Pittsburgh. It was at North Carolina State that Cowher met his wife, Kaye. Also a graduate of North Carolina State, Kaye and her twin sister Faye played professional basketball for the New York Stars of the Women's Professional Basketball League. The Cowhers have three daughters: Meagan Lyn (17), Lauren Marie (15), and Lindsay Morgan (12).

COWHER'S STEELERS CAREER RECORD

Regular Season

	Won	Lost	Tied	Pct.	Finish
1992	11	5	0	.688	AFC Central Champion
1993	9	7	0	.563	2nd, AFC Central (Wild Card)
1994	12	4	0	.750	AFC Central Champion
1995	11	5	0	.688	AFC Champion/AFC Central Champ.
1996	10	6	0	.625	AFC Central Champion
1997	11	5	0	.688	AFC Central Champion
1998	7	9	0	.438	3rd in AFC Central
1999	6	10	0	.375	4th in AFC Central
2000	9	7	0	.563	3rd in AFC Central
2001	13	3	0	.813	AFC Central Champion
2002	10	5	1	.656	AFC North Champion
Totals	109	66	1	.610	

Postseason

	Won	Lost	Pct.	Finish
1992	0	1	.000	Advanced to divisional round
1993	0	1	.000	Lost in wild card round
1994	1	1	.500	Advanced to Championship game
1995	2	1	.667	Advanced to Super Bowl
1996	1	1	.500	Advanced to divisional round
1997	1	1	.500	Advanced to Championship game
2001	1	1	.500	Advanced to Championship game
2002	1	1	.500	Advanced to divisional round
Totals	7	8	.467	



COWHER'S CAREER COACHING RECORD

Year	Team	Record	Position
1985	Cleveland Browns	8-8*	Special Teams Coach
1986	Cleveland Browns	12-4*	Special Teams Coach
1987	Cleveland Browns	10-5*	Secondary Coach
1988	Cleveland Browns	10-6*	Secondary Coach
1989	Kansas City Chiefs	8-7-1	Def. Coordinator/LBs Coach
1990	Kansas City Chiefs	11-5*	Def. Coordinator/LBs Coach
1991	Kansas City Chiefs	10-6*	Def. Coordinator/LBs Coach
1992	Pittsburgh Steelers	11-5*	Head Coach
1993	Pittsburgh Steelers	9-7*	Head Coach
1994	Pittsburgh Steelers	12-4*	Head Coach
1995	Pittsburgh Steelers	11-5*	Head Coach
1996	Pittsburgh Steelers	10-6*	Head Coach
1997	Pittsburgh Steelers	11-5*	Head Coach
1998	Pittsburgh Steelers	7-9	Head Coach
1999	Pittsburgh Steelers	6-10	Head Coach
2000	Pittsburgh Steelers	9-7	Head Coach
2001	Pittsburgh Steelers	13-3*	Head Coach
2002	Pittsburgh Steelers	10-5-1*	Head Coach

*Team earned playoff berth

Cowher vs. Individual Opponents

Team	Record
Cincinnati Bengals	16-6
Cleveland Browns	12-4
Baltimore Ravens	10-4
Tennessee Titans	10-11
Jacksonville Jaguars	7-8
San Diego Chargers	5-1
Indianapolis Colts	4-0
Buffalo Bills	4-2
Kansas City Chiefs	4-2
New York Jets	3-0
Atlanta Falcons	3-0-1
Detroit Lions	3-1
Oakland Raiders	3-1
Miami Dolphins	3-2
New England Patriots	3-2
Washington Redskins	2-0
Carolina Panthers	2-1
Chicago Bears	2-1
Tampa Bay Buccaneers	2-1
Seattle Seahawks	2-3
Arizona Cardinals	1-1
New Orleans Saints	1-1
New York Giants	1-1
St. Louis Rams	1-1
Denver Broncos	1-1
Green Bay Packers	1-2
Minnesota Vikings	1-2
Philadelphia Eagles	1-2
San Francisco 49ers	1-2
Houston Texans	0-1
Dallas Cowboys	0-2
Total	109-66-1

Cowher's Misc. Won-Lost Records

Cowher vs. AFC North Opponents

Team	Record	Pct.
Cincinnati Bengals	16-6	.727
Cleveland Browns	12-4	.750
Baltimore Ravens	10-4	.714
Total	38-14	.731

Cowher's Overall Record

Year	Pre-Season	Regular Season	AFC Playoffs	Super Bowl
1992	2-2	11-5	0-1	
1993	2-3	9-7	0-1	
1994	1-3	12-4	1-1	
1995	1-3	11-5	2-0	0-1
1996	2-3	10-6	1-1	
1997	5-0	11-5	1-1	
1998	3-2	7-9		
1999	1-3	6-10		
2000	3-2	9-7		
2001	3-1	13-3	1-1	
2002	2-2	10-5-1	1-1	
Totals	25-24	109-66-1	7-8	0-1

With six straight playoff berths from 1992-97, Cowher became the second head coach in NFL history to lead his team to the playoffs during his first six seasons as a head coach. The other was Paul Brown of Cleveland (1950-55).



TIM LEWIS

Defensive Coordinator

Tim Lewis begins his fourth season as the Steelers defensive coordinator and continues to forge a reputation as one of the top defensive strategists in the NFL.

Under Lewis' guidance in 2002, the Steelers once again established themselves as one of the top defenses in the NFL. The squad finished third in the AFC and seventh in the NFL in total defense and first in rushing defense for the second straight year and the third time in six years, marking the first time in team history the team led the NFL in rushing defense in two consecutive seasons. The 2001 defense was the number-one unit in the NFL.

Lewis quickly proved his credentials as a defensive coordinator. In his first year, the Steelers were seventh in the NFL in total defense. During one five-game stretch, the defense allowed no touchdowns and only 18 points. Additionally, its streak of no touchdowns in 21 consecutive quarters was the second-longest in the NFL since 1970.

Lewis, a standout player at the University of Pittsburgh and a former NFL All-Pro, was promoted to Steelers defensive coordinator on Feb. 8, 2000 after spending the previous five years as the team's defensive backs coach. He originally joined the Steelers Feb. 7, 1995 after spending two seasons coaching defensive backs at his alma mater.

The 11th overall selection in the 1983 draft by the Green Bay Packers, Lewis was the first cornerback chosen that year. He played 52 games for the Packers, but suffered a career-ending neck injury in the fourth game of the 1986 season. He ended his career with 16 interceptions and twice led or shared the team lead in that category. His 99-yard interception return for a touchdown versus the Los Angeles Rams in 1984 still stands as a Packers' team record.

After his injury, Lewis entered the coaching ranks in 1987 as a graduate assistant at Texas A&M, where he remained for two years under his former college coach Jackie Sherrill. Five of his students found NFL success, including Dallas' 1992 first-round draft selection Kevin Smith.

Lewis coached defensive backs at Southern Methodist (1989-92) and his alma Pittsburgh (1993-94), before joining the Steelers staff.

A standout at Pittsburgh from 1979 through 1982, Lewis started at cornerback for the Panthers in 1981 and 1982. He was named an NEA All-American in 1982. Lewis also earned Defensive MVP honors for the Senior Bowl and East-West Shrine Game that year.

Lewis received an economics degree from Pittsburgh in 1983. Born Dec. 18, 1961 in Quakertown, Pa., he and his wife Shawn reside in the North Hills.



MIKE MULARKEY

Offensive Coordinator

Mike Mularkey enters his third season as the Steelers' offensive coordinator.

After spending five seasons as the team's tight ends coach, Mularkey was promoted to offensive coordinator January 5, 2001.

Mularkey's innovation has helped develop the Steelers into an efficient and often dynamic offense

that has become the talk of the NFL.

The Steelers offense has been ranked in the top five in total offense the past two years. In 2002, the Steelers improved to seventh in the NFL in passing offense compared to 21st the previous season, while maintaining their Top 10 ranking in rushing. The Steelers offense produced two 1,000-yard receivers in Hines Ward and Plaxico Burress for the second consecutive season and for the first time in Steelers' history.

Mularkey, 41, a former tight end for the Steelers from 1989-91, originally joined Bill Cowher's staff as tight ends coach Feb. 8, 1996.

Prior to his Steelers' appointment, Mularkey was in charge of the Tampa Bay Buccaneers' tight ends in 1995. He previously served as the team's quality control coach in 1994, where he was responsible for analyzing film of opponents and compiling coaching reports on their offensive and defensive tendencies. He also assisted with tight ends and special teams.

Mularkey spent one year as the offensive line coach for Concordia (Minn.) College in 1993. He entered coaching after spending nine seasons in the NFL as a tight end, playing for the Minnesota Vikings from 1983-88 and the Pittsburgh Steelers from 1989-91. Originally a 1983 ninth-round draft choice of the San Francisco 49ers, Mularkey was waived prior to the season and was picked up by the Vikings. He joined the Steelers as a Plan B free agent. His career statistics included 102 receptions for 1,222 yards and nine touchdowns.

Mularkey attended the University of Florida and finished his Gator career with 55 receptions for 628 yards and three touchdowns. He has dual bachelor of science degree in kinesiology/sociology from the University of Minnesota.

Born Nov. 19, 1961 in Ft. Lauderdale, Fla., Mularkey and his wife Betsy live in Pittsburgh with sons Patrick (2/15/86) and Shane (1/14/91).



KEITH BULTER

Linebackers Coach

Keith Butler is the newest member of the Steelers coaching staff, replacing linebackers coach Mike Archer.

Butler joined the Steelers Jan. 28, 2003, after serving the previous four seasons in a similar capacity with the Cleveland Browns (1999-02).

Prior to the Browns, Butler spent nine years coaching in the college ranks.

He began his coaching career at his alma mater, the University of Memphis, where he coached linebackers from 1990-97 and also coached defensive ends and special teams (1995-97). He served as defensive coordinator and linebackers coach at Arkansas State University in 1998.

Butler was selected by the Seattle Seahawks in the second round of the 1978 NFL Draft and played linebacker for 10 seasons (1978-87) with Seattle. He served as a defensive captain for the team and started 132-of-146 games in his career and still ranks second on the club's all-time tackles list with 813.

A three-year starter at inside linebacker for Memphis, Butler led the school in tackles his junior and senior seasons. He finished his collegiate career with 384 tackles and seven interceptions. He was named a 1977 Associated Press All-American and played in the 1977 Senior Bowl and Blue-Gray All-Star Game.

Butler was born May 16, 1956 in Anniston, Ala. He and his wife Janet have three sons—Blake (9/8/83), Brandon (1/16/85) and Brett (6/26/87).



TOM CLEMENTS

Quarterbacks Coach

Tom Clements was named the Steelers' first quarterbacks coach since 1973 (Babe Parilli) and his influence the past two seasons has been dramatic.

Last year, he helped resurrect the career of Tommy Maddox, who had not started an NFL game in 10 years, into a record-setting quarterback. With Maddox at quarterback, the Steelers finished sev-

enth in the NFL in pass offense, their highest ranking since 1980.

Clements was instrumental in the development of former Steelers quarterback Kordell Stewart, who had his best season as a pro in 2001, earning a spot in the Pro Bowl and Steelers MVP honors.

A McKees Rocks, Pa., native and former Canevin High School football standout, Clements, 50, joined the Steelers Jan. 12, 2001 with 17 years of professional experience as a player and a coach.

Clements also coached quarterbacks in the NFL with the New Orleans Saints (1997-99) and the Kansas City Chiefs (2000). In Kansas City, Clements helped groom quarterback Elvis Grbac, who enjoyed his finest year as a pro and earned a trip to the Pro Bowl.

After a 13-year professional career at quarterback in both the Canadian Football League and the NFL, Clements began his coaching career as the quarterbacks coach at his alma mater Notre Dame (1992-95).

Clements enjoyed an outstanding 12-year career in the CFL with Ottawa (1975-78), Hamilton (1979, 1981-82) and Winnipeg (1983-87) that culminated in his 1994 induction into the Canadian Football Hall of Fame. A seven-time divisional All-Star, Clements led two teams — Ottawa (1976) and Winnipeg (1984) — to Grey Cup championships, and earned the Outstanding Offensive Player in both of those contests. During his career, Clements completed 2,807-of-4,657 passes (60.3 percent) for 39,041 yards and 252 touchdowns. He was the league's Rookie of the Year in 1975 and MVP in 1987. He also served as a backup for the Kansas City Chiefs in 1980.

A 1974 All-American at Notre Dame, Clements started three seasons for the Fighting Irish (1972-74) and led them to a 29-5 record during his tenure, including an unbeaten National Championship season in 1973. He finished fourth in the Heisman Trophy balloting as a senior in 1974.

A licensed attorney, Clements worked from 1988-92 for Bell, Boyd & Lloyd, a Chicago-based law firm, and in 1996 he worked in the law department of Republic Industries, Inc. He pursued his law degree while playing in Canada, graduating magna cum laude from Notre Dame's School of Law in 1986.

Born June 18, 1953, Clements and his wife Kathe live in Pittsburgh with their two children, Stephanie and Tom.



RUSS GRIMM

Offensive Line Coach

Russ Grimm is in his third season as the Steelers offensive line coach.

Grimm, 44, joined the Steelers Jan. 10, 2000 as only the second offensive line coach in Bill Cowher's 10 seasons and was instrumental in developing one of the most-improved areas on the team in 2001. Grimm spent the previous 19 years as a player and

a coach with the Washington Redskins.

Grimm has molded an offensive front that is considered one of the best in the NFL. Among the group are guard Alan Faneca, who earned All-Pro and Pro Bowl honors for a second consecutive season in 2002, and center Jeff Hartings, who developed in one of the best in the NFL after just two seasons there. Grimm also has tutored three-year offensive tackle Marvel Smith, who blossomed into a consistent tackle, guard Kendall Simmons, who had an outstanding rookie season in 2002—earning a starting role at right guard in Week 2—and has helped developed reserve linemen tackles Oliver Ross and Mathias Nkweni, guard Keydrick Vincent, and center Chukky Okobi.

A native of Scottdale, Pa. and a graduate of the University of Pittsburgh, Grimm coached the Redskins' offensive line from 1997-2000. He is credited with the development of Washington tackles Jon Jansen and Chris Samuels, who each earned starting spots as rookies on the Redskins' offensive line. Prior to coaching the offensive line, Grimm spent five seasons (1992-96) as Washington's tight ends coach.

Grimm started 11 seasons at guard for the Redskins (1981-91) and helped lead the team to four Super Bowl appearances and three victories. He was voted to four consecutive Pro Bowls (1983-86) and was a first-team selection to the 1980s all-decade team.

An All-American center at Pittsburgh, Grimm was selected by the Redskins in the third-round of the 1981 NFL Draft. His younger brother, Donn, was a starting linebacker on Notre Dame's 1988 national championship team.

Born May 2, 1959, Grimm has been inducted into the Western Pennsylvania Sports Hall of Fame. He has four children, Chad (5/18/85), Cody (2/26/87), and fraternal twins Devin and Dylan (4/3/90).



DICK HOAK

Running Backs Coach

Dick Hoak, the longest tenured coach in Steelers history, is in his 42nd year with the team and his 32nd consecutive season as a Steelers assistant coach.

He served as offensive backfield coach for 20 seasons under Chuck Noll, before being named running backs coach by Bill Cowher on Jan. 27,

1992, the only coach retained from the previous Steelers' staff. Hoak is also the only remaining assistant coach from Cowher's original coaching staff.

During Hoak's 11 seasons under Cowher, the team has compiled 24,136 rushing yards, the most in the NFL and the only club to rush for more than 24,000 yards. Pittsburgh has led the league in rushing yards in three of the past nine years (1994, 1997 and 2001) and has been ranked in the top five in six of the past 11 seasons.

Hoak joined the Steelers' staff in 1972 under Noll after one year of coaching high school football and just two years after retiring from an outstanding playing career for the Steelers.

The Steelers' seventh-round draft choice out of Penn State in 1961, Hoak spent 10 seasons in the Pittsburgh backfield. He led the Steelers in rushing three times (1965, 1968, 1969) and played in one Pro Bowl (1969) after finishing the 1968 season fourth in the NFL with 858 rushing yards.

When he retired following the 1970 season, Hoak had gained 3,965 rushing yards and ranked second in team history. Presently, he is fifth behind Hall of Famers Franco Harris and John Henry Johnson, current Steelers running back Jerome Bettis, and Frank Pollard.

In addition, Hoak currently ranks 11th in Steelers history for career touchdowns with 33, is seventh in rushing touchdowns with 25, fifth in rushing yards (3,965) and fourth in rushing attempts (1,132). He also had 146 receptions for 1,452 yards and eight touchdowns in his career.

As a standout running back and quarterback for Penn State from 1958-60, Hoak was named his team's MVP as a senior. He graduated in 1961 with a bachelor's degree in social studies.

Born Dec. 8, 1939 in Jeannette, Pa., Hoak and his wife Lynn have three children, daughters Kelly and Katie, and son Richard. The Hoaks live in Greensburg.



KENNY JACKSON

Wide Receivers Coach

Kenny Jackson is in his third year as the Steelers wide receivers coach.

Appointed Feb. 8, 2001, Jackson has made quite an impact. He has helped groom a group of young, talented receivers, and the results have been significant, especially the improvement of second-Pro Bowler Hines Ward and Plaxico Burress.

Burress and Ward, who made his second Pro Bowl appearance following the 2002 season, became the first receiving duo in team history to each surpass 1,000-receiving yards in back-to-back seasons. Ward has set team reception records in each of the past two seasons.

Prior to his Steelers' appointment, Jackson, 41, spent the previous eight years (1993-2000) coaching wide receivers at his alma mater, Penn State. During his eight seasons with the Nittany Lions, he helped develop several game-breaking receivers, including Bobby Engram, Joe Jurevicius, Freddie Scott and Chafie Fields.

A former 1984 first-round draft choice of the Philadelphia Eagles, Jackson played eight years with the Eagles (1984-88, 90-91) and Houston Oilers (1989) and caught 126 passes for 2,170 yards and 11 TDs.

Jackson enjoyed an All-American career at Penn State from 1980-83, in which he set 27 team records. During his four seasons at Happy Valley, Jackson caught 109 passes for 2,006 yards and 25 TDs, and helped Penn State win the national championship after the 1982 season.

Born Feb. 15, 1962 in Neptune, N.J., Jackson and his wife Ruth Ann have one daughter, Sara Jane (4/21/93). The Jacksons live in Pittsburgh.



JOHN MITCHELL

Defensive Line Coach

John Mitchell begins his 10th season as the Steelers defensive line coach.

Mitchell is in his 30th season of coaching, including 16 years at the college level and two in the United States Football League. This is his 12th season as an NFL coach. Mitchell joined the Steelers' coaching staff Jan. 31, 1994.

In his nine years with the Steelers, Mitchell has been instrumental in the development of several defensive linemen, including current Steelers Kimo von Oelhoffen, Aaron Smith, Casey Hampton and Rodney Bailey, a sixth-round draft pick in 2001 who accumulated a lot of playing time the past two seasons. He also helped develop former Steelers such as former All-Pro nose tackle Joel Steed, Kevin Henry and Orpheus Roye.

A former All-America defensive end for Alabama, Mitchell's early years in coaching were spent studying under two of college football's greatest coaches.

Mitchell began his coaching career in 1973 as defensive line coach under Paul "Bear" Bryant at Alabama. After four years at Alabama (1973-76), Mitchell spent six seasons as defensive line coach at Arkansas (1977-82) on Lou Holtz's staff.

In 1983, Mitchell made his first move to the professional level. From 1983-85 he served as defensive line coach for the USFL's Birmingham Stallions and returned to the college ranks in 1986 as defensive ends coach at Temple.

Mitchell began a four-year stint in 1987 as linebackers coach at Louisiana State (1987-90) under former Steelers linebacker coach Mike Archer, who was the head coach. In 1990, Mitchell became the first African-American defensive coordinator in Southeastern Conference history when he was named Louisiana State's defensive coordinator, while continuing to coach linebackers.

Mitchell, 50, joined the NFL ranks in 1991 with the Cleveland Browns, where he tutored two Pro Bowl defensive tackles, Michael Dean Perry and Rob Burnett. Mitchell accepted his current appointment following three seasons coaching the defensive line for the Browns.

A two-time Junior College All-American defensive end at Eastern Arizona Junior College in 1969-70, Mitchell then transferred to Alabama where he became the first African American to play for the Crimson Tide. A starter at defensive end from 1971-72, Mitchell earned All-America honors in 1972. He earned a bachelor's degree in social work in 1972.

Born Oct. 14, 1951 in Mobile, Ala., Mitchell and his wife Joyce live in Pittsburgh.



DARREN PERRY

Assistant Defensive Backs Coach

Darren Perry, a standout Steelers safety during the 1990s, returned to Pittsburgh this year as the Steelers assistant defensive backs coach.

Perry was named to his position Jan. 28, 2003, after serving the 2002 season as the safeties coach for the Cincinnati Bengals. He will work primarily with the safeties.

Perry was originally drafted by the Steelers in the eighth round of the 1992 NFL Draft—the Steelers' first draft under Bill Cowher—and immediately became a starter at free safety. Perry played seven seasons (1992-98) with the Steelers and started the first 110 games of his career, including the postseason. He is currently tied for seventh in Steelers' history with 32 interceptions.

Perry signed with the San Diego Chargers in 1999 but did not play due to a neck injury. He finished his playing career in 2000 as the starting free safety for the New Orleans Saints. Perry played in 139-of-141 possible games, missing only two games in 1997 due to a groin injury.

During his collegiate career at Penn State, Perry collected 15 interceptions to tie for second in school history. He established school records for interception return yards (299) and interceptions for touchdowns (3). Perry had six interceptions his senior year and returned two for TDs.

Born Dec. 29, 1968, Perry and his wife Errika have four children—Danielle (10/26/92), Dominique (8/20/95), Debriana (7/4/99) and Devan (2/7/03).



WILLY ROBINSON

Defensive Backs Coach

Willy Robinson is in his fourth season as Steelers defensive backs coach after joining the team Feb. 14, 2000.

Since Robinson's arrival, the Steelers secondary has been one of the most consistent areas on the team, featuring an aggressive, hard-hitting style. He has been instrumental in the development of players such as Chad Scott, Deshea Townsend and Hank Poteat.

Robinson, an eight-year NFL veteran coach, joined the Steelers after serving in 1999 as the defensive coordinator and secondary coach at Oregon State, where he coordinated the number-one ranked defense in the Pac-10 for Head Coach Dennis Erickson.

Prior to joining the Beavers' staff, Robinson spent the previous four seasons (1995-98) on Erickson's staff as the secondary coach for the Seattle Seahawks. During his four years, he coached two All-Pros (Shawn Springs in 1998 and Darryl Williams in 1997).

Robinson, 47, began his coaching career as a graduate assistant at Fresno State University (1978) under Coach Jim Sweeney, where he coached the outside linebackers and also was in charge of film breakdown. He then accepted a position at San Jose State as a part-time assistant in 1979 and coached outside linebackers.

Robinson returned to Fresno State in 1980 as a full-time assistant coach for Jim Sweeney and spent 14 years in various capacities with the Bulldogs. He coached the secondary at Fresno State from 1980-86. He switched to outside linebackers from 1987-89 and returned to coach the secondary and special teams from 1990-91. He was promoted to co-defensive coordinator in 1988 and to defensive coordinator in 1992.

In 1994, Robinson joined Dennis Erickson's staff at the University of Miami as the Hurricanes' secondary coach before following Erickson to Seattle (1/12/95). He served as Seattle's secondary coach for four seasons (1995-98) before following Erickson to Oregon State to become the Beavers' defensive coordinator and secondary coach.

Born Feb. 10, 1956, in Fort Carson, Colo., Robinson has two children—Brittany and Mallory.



KEVIN SPENCER

Special Teams Coach

Kevin Spencer begins his second season on the Steelers staff, joining the team Feb. 13, 2002 as special teams coach.

Spencer is a 12-year NFL coaching veteran. Prior to his current position, he spent the previous four seasons in a similar capacity with the Indianapolis Colts. Spencer also served three

seasons with the Oakland Raiders as the special teams and quality-control coach (1995), assistant linebackers coach (1996) and a defensive assistant (1997). He began his NFL career in 1991 as a coaching assistant with the Cleveland Browns.

While at Indianapolis, Spencer worked with Colts kicker Mike Vanderjagt, regarded as one of the premiere kickers in the NFL.

Spencer, 49, began his coaching career in 1975 as a graduate assistant at the State University of New York, where he also coached wrestling and lacrosse. He also coached at Detroit Country Day High School (1977-78) in Birmingham, Mich., before becoming a graduate assistant at Cornell (1979-80). Spencer held positions as the head freshman coach (1981-85) and offensive coordinator (1986) at Ithaca College. From 1987-90, he served four years as the head coach at Wesleyan (Conn.) University, where he compiled a 14-26 overall record, including a 6-2 mark in 1990.

As a collegian, Spencer played football and lacrosse at Springfield (Mass.) College (1972-75) and earned a master's degree from SUNY-Cortland in 1976.

Born Nov. 2, 1953 in Queens, N.Y., Spencer and his wife, Rosemarie, have two sons, Timothy (7/7/97) and Jack (2/1/99).



KEN WHISENHUNT

Tight Ends Coach

Ken Whisenhunt enters his third season as the Steelers' tight ends coach.

In his seventh season as an NFL coach, Whisenhunt joined the Steelers' coaching staff as tight ends coach in January 2001 when Mike Mularkey was promoted to offensive coordinator. He spent 2000 as tight ends coach for the New York

Jets.

Prior to the Jets, he spent the 1999 season coaching special teams for the Cleveland Browns. Whisenhunt's first NFL coaching job was with the Baltimore Ravens in 1997, where he coached tight ends for two seasons.

Whisenhunt, 41, began his coaching career at Vanderbilt University, where he coached special teams, tight ends and H-Backs for the Commodores from 1995-96. In 1996, he oversaw Bill Marinangel, who led all NCAA Division I punters with an average of 46.6 yards-per-punt, and finished third in the nation with a 42.7 net punting average.

A graduate of Georgia Tech, Whisenhunt played nine seasons as a tight end/H-Back for the Atlanta Falcons (1985-88), Washington Redskins (1989-90) and New York Jets (1991-93). He caught 62 passes for 601 yards and six TDs and earned a reputation as a well-rounded tight end and special teams player.

Whisenhunt finished his Georgia Tech career ranked second on the Yellow Jackets' all-time receiving yardage list (1,264 yards) and fourth in career receptions (82). He was a consensus All-ACC and honorable mention All-America selection as a senior in 1984 when he averaged 19.1 yards-per-catch.

Born Feb. 28, 1962 in Atlanta, Ga., Whisenhunt and his wife, Alice, live in Pittsburgh with their son, Kenneth Jr. (3/27/91), and daughter Mary Ashley (3/5/93).



LOU SPANOS

Defensive Assistant

Lou Spanos is in his 10th season with the Steelers and his ninth year as a defensive assistant for the coaching staff.

As a defensive assistant, Spanos assists the defensive coaching staff with game preparation, video analysis and scouting of Steelers' opponents.

A 1994 graduate of the University of Tulsa, he was a four-year letterman and three-year starter at offensive center. Spanos stayed at Tulsa for a year after his playing career concluded to assist coaching the linebackers. He then joined the Steelers as an intern in the scouting department. After his one-year internship, Spanos was promoted to his current position of defensive assistant.

Spanos and his wife Timme reside in Pittsburgh with their two sons, Zachary (5/6/00) and Caleb (6/3/03).



MIKE MILLER

Offensive Assistant

Mike Miller is in his seventh season with the Steelers and his fifth year as an offensive assistant for the coaching staff.

In his position, Miller helps with the offense and the entire coaching staff with its game preparation, video analysis and scouting of opponents.

Miller, a 1992 graduate of Clarion University of Pennsylvania, first served the Steelers as an intern in the public relations and player personnel departments (1994-95). Following a year (1996) as a public relations intern with the Indianapolis Colts, he joined the Robert Morris College coaching staff as a graduate assistant/running backs coach (1997-98) and earned a master's degree in education.

Miller, a Plum Borough native, is single and resides in Carnegie.



CHET FUHRMAN

Conditioning Coach

Chet Fuhrman was named conditioning coach in February 1992 following 10 years as strength and conditioning coach at Penn State University.

A native of Harrisburg, Pa., Fuhrman is in his 12th season with the team and his 26th year in the field of strength and conditioning. He served as the assistant strength and conditioning coach at Penn State from 1979-80. He was named the first strength and conditioning coach ever at Weber State in Ogden, Utah, in 1981, before returning to Penn State to take charge of the strength and conditioning program in 1982.

Fuhrman, 51, graduated from the University of Central Oklahoma in 1973 with a degree in physical education. He spent the next five years as strength coach and assistant coach in football at Harrisburg and Steelton-Highspire high schools. Fuhrman is a member of the Professional Football Strength and Conditioning Coaches Society. He was the recipient of the 2001-2002 Presidents Award for his contribution to the field of strength and conditioning.

Fuhrman and his wife Lisa have three children, son Michael (4/12/90), and daughters Erica (10/27/88) and Maria (10/13/95).



ANTHONY GRIGGS

Player Development

Anthony Griggs begins his 12th season with the Steelers and his 18th in the NFL.

Griggs joined the Steelers in 1992 to work in the area of player programs. His responsibilities include continuing education, internships, investment information and counseling services for the players.

Griggs also assists Conditioning Coach Chet Fuhrman with the strength and conditioning program for the players.

Griggs worked in strength and conditioning with the Atlanta Falcons in 1990 before working for two years with a fitness consultation firm and an athletic club in Atlanta, Ga.

A former linebacker with the Philadelphia Eagles (1982-85) and Cleveland Browns (1986-88), Griggs began his NFL career as a fourth-round draft choice of the Eagles in 1982 out of Ohio State. He graduated with a bachelor's degree in communications from Villanova in 1983.

Born Feb. 12, 1960 in Lawton, Okla., Griggs and his wife, Beth Ann, live in Pittsburgh with their two daughters Alexiss (3/7/98) and Aaryn (4/13/99).



KEVIN COLBERT

Director of Football Operations

Kevin Colbert begins his fourth year as the Steelers director of football operations.

A Pittsburgh native, Colbert was named to his position Feb. 15, 2000.

Colbert oversees the personnel area of the team and supervises the scouting staff. Among his duties, Colbert is in charge of administering player acquisitions and transactions, including the draft, free agent signings and trades, and evaluating pro and college personnel. He also serves as the Steelers' liaison with the NFL office and the other NFL teams on football matters.

Colbert served as the Detroit Lions pro scouting director from 1990 to 1999. He was responsible for scouting NFL players, the NFL Europe League and the Canadian Football League. He also assisted in the evaluation of college talent. Prior to joining the Lions, Colbert spent five seasons as a college scout for the Miami Dolphins (1985-89) and one season (1984) with the Blesto Scouting Service.

Colbert began his career as a coach and had experiences in three sports—football, basketball and baseball. He was the backfield coach and recruiting coordinator at Ohio Wesleyan University for three years (1981-83) and in 1984 also served as the school's head baseball coach. From 1979-81, Colbert was a graduate assistant basketball coach at Robert Morris College. He also served as the school's head baseball coach in 1981.

Born Jan. 29, 1957, Colbert graduated from North Catholic High School in Pittsburgh and received his bachelor's degree from Robert Morris in 1979. He and his wife, Janis, have three children: Kacie, Jennifer and Daniel.



RON HUGHES

College Scouting Coordinator

Ron Hughes joins the Steelers for his first season as the club's college scouting coordinator.

Named to his position April 30, 2003, Hughes has served as a consultant for the Steelers for the past 2½ years.

Hughes, 58, a Charleroi High School and California University of Pennsylvania graduate, spent 18 seasons with the Detroit Lions, serving his last four years as the Lions' vice president of player personnel until his departure prior to the 2001 season. He coordinated and supervised all of Lions' college and pro scouting in his role as vice president.

After coaching football at the high school level in the Pittsburgh area for 14 years, Hughes began his career in professional football in 1979 as scout for BLESTO scouting service. He joined the Lions scouting department in 1983 and was later promoted to director of pro scouting and then to director of player personnel in 1990.

Hughes and his wife Adrienne have three children, sons Ted and Scott, and daughter Jennifer.



DOUG WHALEY

Pro Scouting Coordinator

Doug Whaley begins his fifth season as Steelers pro personnel coordinator after spending the three previous years as an area scout with the Seattle Seahawks.

In his current position, Whaley is responsible for scouting Steelers opponents and evaluating pro players.

Whaley joined Seattle in July 1996 and was in charge of scouting college players throughout the East Coast. Prior to joining Seattle, Whaley spent the 1995 season as an assistant in the Steelers' pro personnel department.

A native of Upper St. Clair, Whaley lettered four seasons at the University of Pittsburgh as a safety and linebacker. After earning a degree in business finance, Whaley worked for one year as a retail stockbroker on Wall Street before joining the Steelers. Whaley attended Upper St. Clair High School in Pittsburgh, lettering in football, wrestling and track.



PHIL KREIDLER

Pro/College Scout

Phil Kreidler is in his 13th season with the Steelers as a college scout and pro scout. After spending his first eight years with the team scouting the college players, Kreidler was given additional responsibilities scouting pro teams in 2000.

Kreidler served a full-time internship in the Steelers' personnel department in 1991-92, and was named to

the scouting staff in June 1992.

From 1988-90, Kreidler served as a graduate assistant coach at the University of Cincinnati, where he helped coach the wide receivers and quarterbacks.

Kreidler, 36, attended Furman University, where he played free safety. He was a member of two Southern Conference championship teams as Furman posted a record of 35-11 during his four seasons. He graduated in 1988 with a degree in history and a minor in physical education.

Kreidler and his wife, Kim, live in Pittsburgh.



KELVIN FISHER

BLESTO Scout

Kelvin Fisher enters his fourth season as the Steelers' BLESTO scout after joining the team in June 2000.

Prior to joining the Steelers, Fisher, 33, served one year as the coordinator of academic accountability at his alma mater, Arizona State University. At Arizona State, he was a liaison between student-

athletes, coaches, professors and academic counselors.

Fisher, worked as a juvenile probation officer in Maricopa County, Arizona, from 1993-96, and with the State Office for Service to Children and Family in Portland, Oregon (1996-99).

After playing fullback for Arizona State (1988-91), Fisher graduated in 1992 with a degree in social work.

A native of Ambridge, Pa., Fisher currently lives in Gilbert, Az., with his wife Angela and two children, Kelvin Jr. (1/14/93) and Kailie (7/16/95).



MARK GORSCAK

College Scout

Mark Gorscak is in his ninth season with the Steelers. This is Gorscak's sixth year as an area scout, after spending his first three years as the Steelers' BLESTO scout.

Gorscak previously coached on the high school and college levels for 16 years. His first coaching experience was at Perkiomen (Pa.) Prep School.

He followed that with coaching assignments at Western Maryland College, Dickinson College (his alma mater), Gulliver Prep (Fla.) High School, and two tenures at Weber State University. In 1987, between stints at Weber State, he became the first general manager of the Pittsburgh Gladiators in its inaugural season of the Arena Football League.

Additionally, Gorscak has been an athletic administrator at Dickinson and Weber State. He graduated with a degree in psychology from Dickinson and received a master's degree in sports administration from St. Thomas University in Miami, Fla.

Gorscak is a native of Donora, Pa., and currently resides in Pittsburgh.



BOB LANE

College Scout

Bob Lane is in his 17th season with the Steelers and 19th year in scouting.

Lane joined the personnel department as a college scout in June 1995, after spending the previous eight seasons as the Steelers' BLESTO scout. Lane is primarily responsible for scouting the Western region.

Lane played linebacker and tight end for Baylor, where he graduated with a bachelor's degree in physical education in 1963.

He signed with the San Diego Chargers, where he played linebacker for Chuck Noll from 1963-64 and was a member of their 1963 AFL Championship team.

Lane coached college football for 20 years with stops at Yakima J.C. (1965-67), University of California-San Diego (1968), San Diego State (1969), Cal Poly-San Luis Obispo (1970-81) and Northern Arizona (1982-84). He joined BLESTO in 1985.

Lane, 63, and his wife Dawn have five children, daughters Duffy and Kelly; and sons Randy, Curtis, and Robby. Lane lives in Bend, Ore.



BRUCE McNORTON

College Scout

Bruce McNorton is in his fourth season as a member of the Steelers' scouting department.

McNorton, who joined the Steelers in May 2000, had previously worked with Director of Football Operations, Kevin Colbert, as a part-time scout with the Detroit Lions.

A highly successful coach at Pontiac North High School in Michigan, where he was selected the 1999 Class A Coach of the Year, McNorton led his team to the state quarterfinals.

Additionally, McNorton, 43, enjoyed a 10-year playing career as a defensive back with the Lions and Miami Dolphins.

He and his wife Rosalind have three children, daughters Mykeshia and Britteny, and son Bruce Jr.



DAN ROONEY

College Scout

Dan Rooney is in his seventh season as a college scout after serving several years as a part-time scout.

The son of Steelers president Dan Rooney, Rooney was a four-year standout safety for Washington & Jefferson (Pa.), starting his sophomore and junior years. After graduating with a degree in business administration, he stayed at W&J and coached the running backs from 1986-1991.

In 1993, he moved to North Carolina and coached at Northern Durham High School in 1994. He also served as an assistant coach at Leesville Road High School in Raleigh, N.C. (1995 and 1996), before joining the Steelers as a college scout in 1997.

Rooney and his wife Allison live in Gastonia, N.C. They have two sons, John Patrick (6/16/99) and Brendan Charles (6/24/02)



BILL NUNN

College Scout

Bill Nunn is in his 36th season in the Steelers player personnel department, where he helps evaluate college talent.

After originally joining the Steelers as a scout in 1968, Nunn was promoted to assistant director of player personnel in 1970 when he served the dual role of training camp director and personnel scout. Prior

to joining the Steelers, Nunn was the sports editor for the *Pittsburgh Courier*.

A 1948 graduate of West Virginia State University, where he earned a degree in English, Nunn and his wife, Frances, split time between Pittsburgh and Florida.

The Nunns have one daughter Lynell Wilson and a son, William III, and three grandchildren.



BOB McCARTNEY

Video/Facilities Coordinator

Bob McCartney has seen the responsibilities of his job undergo dramatic changes in his 30 years as the Steelers' film and video director. He was named film director in 1973, until the advent of video in 1986 when the NFL went from film to videotape format.

Prior to taking over the filming operation, McCartney worked in the Steelers' ticket office. He also currently serves as the Steelers facility coordinator for headquarters in the UPMC Sports Performance Complex.

McCartney, a Pittsburgh native, attended South Catholic High School. He graduated from Wheeling (W.Va.) Jesuit College in 1972 with a bachelor's degree in English.

Born May 16, 1950 in Pittsburgh, McCartney and his wife Gail have two children, daughter Kathleen and son Robert. The McCartneys live in Mt. Lebanon.



JOHN NORWIG

Head Athletic Trainer

John Norwig is in his 13th year as the Steelers' head athletic trainer and his 25th year in athletic training.

His training career began in 1979 as athletic trainer at Bellefonte (Pa.) High. Norwig then served six years as assistant trainer and health education instructor at Penn State (1980-85). During that time he assisted

the San Francisco 49ers at their 1984 training camp. He then became head athletic trainer at Vanderbilt (1986-91) before joining the Steelers.

Norwig earned a bachelor's degree in health and physical education from Penn State in 1979 and a master's in health education in 1984. He is a member of the American College of Sports Medicine, American Orthopedic Society for Sports Medicine, and the National Athletic Trainers Association.

Born Nov. 6, 1957 in Hanover, Pa., Norwig and his wife Emily have three children, daughter Erin (11/12/92), and sons Nicholas (12/20/95) and Luke (4/14/98). The Norwigs live in the North Hills.



RYAN GROVE

Assistant Athletic Trainer

Ryan Grove, a former athletic training intern for the Steelers, rejoined the team in March 1999 as the club's assistant athletic trainer.

Grove graduated magna cum laude, receiving his bachelor of science degree in athletic training from the University of Pittsburgh in 1993 and a master's degree in athletic training/exercise physiology in 1996.

An Indiana, Pa., native, Grove previously served as an assistant athletic trainer at East Tennessee State, where he was the head athletic trainer for the school's men's basketball, baseball and tennis teams. He also served as an intern athletic trainer for the Steelers for the 1992-93 seasons and a graduate athletic trainer for the team from 1994-96. In April 1996, Grove worked as the athletic trainer for the Tri-Star Pictures movie *Jerry Maguire*.

Grove is a member of the Pennsylvania Athletic Trainers' Society and National Athletic Trainers' Association.

Born Jan. 27, 1971, Grove and his wife, AnnMarie, reside in Pittsburgh. The couple has one daughter, Samantha Ann (2/13/03).



ARIKO ISO

Assistant Athletic Trainer

Ariko Iso enters her second season as an assistant athletic trainer for the Steelers.

The first and only full-time female athletic trainer in the NFL, Iso generated international notoriety when she was announced as the Steelers' assistant trainer.

Iso, who spent five seasons as head football athletic trainer at Portland State University, gained NFL experience by working as an intern with the Steelers during the team's 2000 and 2001 training camps.

Iso spent six years at Portland State and was promoted from assistant athletic trainer to associate athletic trainer in 2001. Prior to working with the football team, Iso worked with the Vikings' women's basketball team, wrestling team and the track and field squad.

She is responsible for assisting the Steelers' athletic training and medical staff in all areas.



RODGERS FREYVOGEL

Equipment Manager

Rodgers Freyvogel begins his 24th season with the Steelers and his seventh as the team's equipment manager.

Freyvogel oversees all of the purchasing, fitting, customizing, issuing and reconditioning of the Steelers equipment and uniforms.

Freyvogel joined the Steelers as field manager in 1980 and was responsible for the preparation and maintenance of the Steelers' practice fields, while assisting equipment manager Tony Parisi.

Born Aug. 13, 1951 in Pittsburgh, Freyvogel grew up on Pittsburgh's North Side, where he attended North Catholic High School. He and his wife Rebecca live in Warrendale. They are the parents of two sons, William (3/9/99) and Trevor (4/29/01).



RICH BAKER

Assistant Equipment Manager

Rich Baker begins his seventh season as the Steelers' field manager and his 10th with the team.


He joined the organization in 1994 after a two-year stint as a warehouse sales representative with Frito Lay.

Baker, 36, assists equipment manager Rodgers Freyvogel in the issuing and reconditioning of the players' equipment and uniforms.

Baker majored in elementary education at Indiana University of Pennsylvania.

Born June 14, 1967 in Pittsburgh, Pa., Baker is a native of Homestead and attended Steel Valley High School. He and his wife Patty live in Pittsburgh.

2003 PLAYERS



27 BRENT ALEXANDER

SAFETY



HEIGHT-5-11

WEIGHT-200

COLLEGE-Tennessee State

BIRTHDATE-July 10, 1971

BIRTHPLACE-Gallatin, Tenn.

HOW ACQUIRED-UFA-'00 (Carolina)

NFL EXPERIENCE-10th Year

GAMES PLAYED-STARTED/PLAYOFFS-'94 (16-7/0-0), '95 (16-13/0-0), '96 (16-15/0-0), '97 (16-15/0-0), '98 (16-16/0-0), '99 (16-16/0-0), '00 (16-16/0-0), '01 (16-16/2-2), '02 (16-16/2-2)

CAREER TOTALS: 144-130 (4-4)

STEELERS TOTALS: 48-48 (4-4)

PRO: Has been a key performer and "quarterback" of the Steelers' secondary since his arrival May 31, 2000...has started every game (48) during his three seasons, including four postseason contests as a Steeler....was an undrafted rookie in 1994 out of Tennessee State...recorded his first NFL start at Cleveland (9/18/94)...signed by Carolina as an unrestricted free agent from the Arizona Cardinals on March 19, 1998...signed a three-year contract extension Aug. 14, 2001. **2002:** Ranked second on the team with 81 total tackles (64 solos)...also tied for the team lead with four interceptions...started his 33rd straight game as a Steeler in season opener at New England (9/9)...finished with five total tackles (three solos)...logged all 88 defensive snaps versus Oakland (9/15)...was credited with nine total tackles (eight solos)...logged all 61 defensive plays versus Cleveland (9/29)...finished with three solo tackles...played all 56 defensive snaps at New Orleans (10/6)...finished with six total tackles (four solos). 10/13 at Cincinnati: Logged all 66 defensive snaps...finished with five total tackles, all solos. 10/21 vs. Indianapolis: Had one of his biggest days...registered two interceptions for 33 yards and two sacks...finished with four total tackles...also had one special-teams tackle...logged 71 defensive plays...finished with three total tackles (two solos) at Baltimore (10/27)...logged 76 defensive plays...collected his third interception of the season at Cleveland (11/3), returning it five yards...finished with two tackles, both solos...logged 42 defensive plays...finished with three total tackles (two solos) versus Atlanta (11/10)...played all 82 defensive snaps...registered five total tackles (four solos) at Tennessee (11/17)...logged all 76 defensive plays...finished with seven total tackles (six solos) versus Cincinnati (11/24)...also was credited with two passes defended...logged all 63 defensive snaps...played all 50 defensive snaps at Jacksonville (12/1)...finished with five total tackles (two solos)...finished with four total tackles (all solos) versus Houston (12/8)...also was credited with one quarterback hit/pressure...logged 40 defensive plays...collected his fourth interception of the season versus Carolina (11/15)...finished with three tackles (two solos)...played all 58 defensive snaps...led the team with seven tackles (five solos) at Tampa Bay (12/23)...led the team with nine tackles (five solos) versus Baltimore (12/29)...also was credited with a solo special-teams tackle...played a variety of positions when injuries struck the secondary in Wild Card game versus Cleveland (1/5)...finished with five total tackles (two

solos)...finished with seven total tackles (six solos) in Divisional playoff game versus Tennessee (1/11)...also had one special-teams tackle. **2001:** Had an outstanding 2001 regular season, orchestrating the Steelers secondary...finished the regular-season with a career-high four interceptions and 79 total tackles (62 solos)...also had two sacks, four interceptions and five passes defended...started his 17th straight game as a Steeler at Jacksonville (9/9)...logged 53 defensive plays...finished with five total tackles, all solos...forced a key fumble that Dewayne Washington retrieved and returned 63 yards for a touchdown in the first quarter to break a scoreless tie at Buffalo (9/30)...finished with 12 total tackles (nine solos)...logged all 56 plays...played all 59 defensive snaps versus Cincinnati (10/7)...finished with six total tackles (four solos)...logged all 63 defensive plays at Kansas City (10/14)...finished with seven total tackles (six solos)...missed most of the second half with a hip pointer at Tampa Bay (10/21)...logged 35 defensive snaps...finished with two total tackles (one solo) and a quarterback hurry/pressure...had a spectacular one-handed interception, which led to the Steelers' first touchdown, versus Tennessee (10/29)...logged 42 plays...was credited with two tackles...also had a sack for five yards...recorded his second interception of the season for four yards—his second in as many games versus Baltimore (11/4)...played 52 defensive snaps...registered two tackles...played all 64 defensive snaps at Cleveland (11/11)...finished with two tackles...also had a quarterback hurry/pressure and one pass defended...logged all 55 defensive plays versus Jacksonville (11/18)...finished with four total tackles...played all 63 defensive snaps at Tennessee (11/25)...finished with five total tackles (four solos)...also had one quarterback hurry/pressure...recorded two interceptions for the first time in his eight-year career and moved into a tie for the team lead with four versus Minnesota (12/2)...logged all 51 defensive snaps...finished with six total tackles (four solos) and one quarterback hurry/pressure...logged all 48 defensive plays versus N.Y. Jets (12/9)...finished with two total tackles...played all 55 defensive snaps at Baltimore (12/16)...finished with three total tackles...also registered his second sack of the season for five yards...logged 53 defensive plays versus Detroit (12/23)...finished with four total tackles (two solos)...finished with nine total tackles (seven solos) at Cincinnati (12/30)...played 103 defensive snaps...also led the team with three pass defenses...finished with eight total tackles (six solos) in the regular-season finale versus Cleveland (1/6)...led the Steelers' opportunistic defense with two interceptions for 32 yards, only the second time in his career he had two (Minnesota Dec. 2 this season was the other), in divisional playoff game versus Baltimore (1/20)...finished with six total tackles (five solos) in AFC Championship game versus New England (1/27). **2000:** Started all 16 games at free safety...finished with 92 total tackles (61 solo stops)...also had 1½ sacks and three interceptions...logged 58 defensive plays in season-opener versus Baltimore (9/10)...was credited with seven total tackles, including six solo stops...started at strong safety for injured Lee Flowers at Cleveland (9/17)...logged all 54 defensive plays...finished with four total tackles, including two solo stops...returned to his starting free safety position versus Tennessee (9/24)...logged 52 defensive plays...finished with two solo tackles...logged all 68 plays at Jacksonville (10/1)...finished with one tackle and a pass defense...recorded his first interception as a Steeler—the seventh of his career at New York Jets (10/8)...logged all 53 plays...was credited with two total tackles...collected an interception for the second straight game, his second as a Steeler and eighth of his career (10/15)...logged all 67 defensive snaps...finished with five total tackles...registered an interception for the third straight game versus

Cleveland (10/22)...logged all 44 plays...finished with five total tackles (three solos)...tied for the team high of 10 tackles (eight solo) at Baltimore (10/29)...logged 54 defensive plays...logged all 78 defensive plays at Tennessee (11/5)...finished with 14 tackles (six solos)...logged all 86 defensive plays versus Philadelphia (11/12)...finished with four total tackles (three solos)...played all 73 defensive snaps versus Jacksonville (11/19)...finished with eight total tackles...logged all 73 defensive plays at Cincinnati (11/26)...finished with nine tackles, six solos...played all 68 defensive snaps versus Oakland (12/3)...finished with six total tackles...forced one fumble, recovered by Lee Flowers...was credited with seven total tackles, including five solo stops, at New York Giants (12/10)...logged all 63 defensive snaps...also recorded one pass defense...finished with seven total tackles (five solos) versus Washington (12/16)...also shared a sack with Jason Gildon...recovered a fumble early in the third quarter that was forced by Kimo von Oelhoffen...logged 48 defensive plays...played all but one defensive snap despite having a fractured hand at San Diego (12/24)...was credited with one tackle. **1999:** Was a starter in all 16 games for the second consecutive season...manned the strong safety spot the entire year where he again led the secondary in tackles and ranked third on the team with 96 stops...matched his career-high with two interceptions in addition to recording a quarterback hurry, eight passes defended and seven special teams tackles...opened the season with five tackles and a season-high four quarterback hurries at New Orleans (9/12) before accounting for seven tackles, a quarterback hurry and a pass defense versus Jacksonville (9/19) and six tackles and a special teams stop versus Cincinnati (9/26)...led the team and equalled his career-high with 12 tackles at Washington (10/3)...made seven tackles at San Francisco (10/17) and collected two stops versus Detroit (10/24)...led the defense with 10 tackles in addition to a pass defense at Atlanta (10/31) and paced the secondary with six tackles versus Philadelphia (11/7) and five tackles along with a special teams stop at St. Louis (11/14)...registered his first interception in addition to two tackles at Cleveland (11/21) and posted six tackles versus both Atlanta (11/28) and St. Louis (12/5) in addition to a pass defense and a special teams tackle against the Rams...accounted for six tackles and a special teams stop at Green Bay (12/12), a tackle and a pass defended versus San Francisco (12/18), and eight tackles and two passes defended at Pittsburgh (12/26) before producing an interception, six tackles, a pass defended and a special teams tackle in the season finale versus New Orleans (1/2). **1998:** Started 11 games at free safety and five at strong safety, making a career-high 16 starts and setting career marks for tackles in a season with 114, ranking third on the team and first among defensive backs...recorded four games with double-digit tackle totals, making 11 stops versus Green Bay (9/27), and 10 apiece at Atlanta (10/4), versus Washington (12/13) and versus St. Louis (12/20)...started at strong safety for the injured Mike Minter in five consecutive games versus Green Bay (9/27), at Atlanta (10/04), at Dallas (10/11), at Tampa Bay (10/18) and versus Buffalo (10/25), recording a total of 47 tackles in those starts...had 10 tackles at Atlanta (10/4) and recorded the first forced fumble of his career in dramatic fashion on a goal-line stand versus Miami (11/15) in addition to notching seven tackles. **1997:** Recorded a then career-high 109 tackles in 15 starts in 16 games at free safety for the Cardinals...registered three double-digit tackle games, including 12-tackle games at Baltimore (11/23) and versus Atlanta (12/21)...missed his only start of the year in a game versus Washington (12/7), when he platooned at free safety after spending the entire night

before the game with his wife at the hospital. **1996:** Made 105 tackles and two interceptions in 15 starts and 16 game appearances...started the first two games of the season at cornerback, at Indianapolis (9/1) and versus Miami (9/8), and played, but did not start, at New England (9/15)...started the final 13 weeks of the season at free safety, beginning at New Orleans (9/22)...collected interceptions versus St. Louis (9/29) and versus the Giants (11/17)...tallied a season-best 10 tackles versus Washington (12/15). **1995:** Displaying his versatility started 15 games at three different positions, playing free safety (nine games), strong safety (one game) and cornerback (three games)...totaled 71 tackles and two interceptions, in addition to half a sack, three forced fumbles and a fumble recovery...recorded half a sack at Detroit (9/17) and corralled interceptions at San Diego (12/9) and at Philadelphia (12/17). **1994:** Earned accolades as an undrafted free agent, earned seven starts out of 16 game appearances for the Cardinals and recorded 43 tackles and 10 passes defended...made his first NFL start at Cleveland (9/18) when he started for James Williams at right cornerback and recorded three tackles...started the final six weeks of the season at cornerback.

COLLEGE: Was a walk-on at Tennessee State...finished his career as an NCAA Division I-AA All-America his senior year...collected 285 tackles and 15 interceptions as a three-year starter, including 113 tackles and eight interceptions as a senior en route to all-Ohio Valley Conference honors.

PERSONAL: Alexander and his wife Mari have three sons, Corey (5/3/91), Myles (9/12/94) and Nylan (10/22/00) and a daughter, Nalyss (5/27/99)...was a two-way star at quarterback and safety at Gallatin (Tenn.) H.S...helped his team to a 30-9 record during his high school career...attended Tennessee State on a prestigious presidential academic scholarship to study computer science and played football as thanks to Tennessee State head coach Joe Gilliam Sr., who wrote him a letter of recommendation...turned down several football scholarships...lives in Gallatin, TN...Full Name: Ronald Brent Alexander.

ALEXANDER'S GAME-BY-GAME STATISTICS

2002

Date	Opponent	T	AT	Sack/		INT	PD	FF	FR
				TOT	YDS				
9/9	at New England	3	2	5	0.0/0	0/0	0	0	0
9/15	OAKLAND	8	1	9	0.0/0	0/0	0	0	0
9/29	CLEVELAND	3	0	3	0.0/0	0/0	0	0	0
10/6	at New Orleans	6	2	8	0.0/0	0/0	0	0	0
10/13	at Cincinnati	5	0	5	0.0/0	0/0	0	0	0
10/21	INDIANAPOLIS	3	1	4	1.0/4	2/33	3	0	0
10/27	at Baltimore	2	1	3	0.0/0	0/0	0	0	0
11/3	at Cleveland	2	0	2	0.0/0	1/5	0	0	0
11/10	ATLANTA	5	1	6	0.0/0	0/0	0	0	0
11/17	at Tennessee	4	1	5	0.0/0	0/0	1	0	0
11/24	CINCINNATI	6	1	7	0.0/0	0/0	2	0	0
12/1	at Jacksonville	2	3	5	0.0/0	0/0	0	0	0
12/8	HOUSTON	4	0	4	0.0/0	0/0	0	0	0
12/15	CAROLINA	2	1	3	0.0/0	1/-1	0	0	0
12/23	at Tampa	5	2	7	0.0/0	0/0	0	0	0
12/29	BALTIMORE	4	1	5	0.0/0	0/0	0	0	0
SEASON TOTALS		64	17	81	1.0/4	4/37	6	0	0

POSTSEASON

1/5/03	CLEVELAND	2	3	5	0.0/0	0/0	0	0	0
1/11/03	at Tennessee	6	1	7	0.0/0	0/0	0	0	0
POSTSEASON TOTALS		8	4	12	0.0/0	0/0	0	0	0



2001

Date	Opponent	T	AT	TOT	Sack/		PD	FF	FR
					YDS	INT			
9/3	at Jacksonville	5	0	5	0.0/0	0/0	0	0	0
9/30	at Buffalo	9	3	12	0.0/0	0/0	0	1	0
10/7	CINCINNATI	4	2	6	0.0/0	0/0	0	0	0
10/14	at Kansas City	6	1	7	0.0/0	0/0	0	0	0
10/21	at Tampa Bay	1	1	2	0.0/0	0/0	0	0	0
10/29	TENNESSEE	2	0	2	1.0/5	1/0	0	0	0
11/4	BALTIMORE	2	0	2	0.0/0	1/4	0	0	0
11/11	at Cleveland	2	0	2	0.0/0	0/0	1	0	0
11/18	JACKSONVILLE	4	0	4	0.0/0	0/0	0	0	0
11/25	at Tennessee	4	1	5	0.0/0	0/0	0	0	0
12/2	MINNESOTA	4	2	6	0.0/0	2/35	0	0	0
12/9	N.Y. JETS	1	1	2	0.0/0	0/0	0	0	0
12/16	at Baltimore	3	0	3	1.0/5	0/0	0	0	0
12/23	DETROIT	2	2	4	0.0/0	0/0	0	0	0
12/30	at Cincinnati	7	2	9	0.0/0	0/0	3	0	0
1/6/02	CLEVELAND	6	2	8	0.0/0	0/0	1	0	0
SEASON TOTALS		62	17	79	2.0/10	4/39	5	1	0

POSTSEASON

1/20	BALTIMORE	0	0	0	0.0/0	2/32	0	0	0
1/27	NEW ENGLAND	5	1	6	0.0/0	0/0	0	0	0
POSTSEASON TOTALS		5	1	6	0.0/0	2/32	0	0	0

2000

Date	Opponent	T	AT	TOT	Sack/		PD	FF	FR
					YDS	INT			
9/3	BALTIMORE	6	1	7	0/0	0/0	0	0	0
9/17	at Cleveland	3	1	4	0/0	0/0	0	0	0
9/24	TENNESSEE	2	0	2	0/0	0/0	0	0	0
10/1	at Jacksonville	1	0	1	0/0	0/0	1	0	0
10/8	at N.Y. Jets	1	1	2	0/0	1/9	0	0	0
10/15	CINCINNATI	1	4	5	0/0	1/15	0	0	0
10/22	CLEVELAND	3	2	5	0/0	1/7	0	0	0
10/29	at Baltimore	8	2	10	0/0	0/0	0	0	0
11/5	at Tennessee	6	8	14	0/0	0/0	0	0	0
11/12	PHILADELPHIA	3	1	4	0/0	0/0	0	0	0
11/19	JACKSONVILLE	8	0	8	0/0	0/0	0	0	0
11/26	at Cincinnati	6	3	9	0/0	0/0	0	0	0
12/3	OAKLAND	4	2	6	0/0	0/0	0	1	0
12/10	at N.Y. Giants	5	2	7	0/0	0/0	1	0	0
12/16	WASHINGTON	5	2	7	.5/6.5	0/0	0	0	1
12/24	at San Diego	0	1	1	0/0	0/0	0	0	0
SEASON TOTALS		62	30	92	.5/6.5	3/31	2	1	1

ALEXANDER'S CAREER STATISTICS**Regular Season**

TACKLES	Solo	AT	Tot.	Sp.T.	Sacks	FF	FR	INTERCEPTIONS	No.	Yds.	Avg.	LG	TD
1994 Arizona (NFC)	28	15	43	7	0.0	0	0	1994 Arizona (NFC)	0	0	0.0	—	0
1995 Arizona (NFC)	45	26	71	0	0.5	3	1	1995 Arizona (NFC)	2	14	7.0	14	0
1996 Arizona (NFC)	52	53	105	0	0.0	2	0	1996 Arizona (NFC)	2	3	1.5	3	0
1997 Arizona (NFC)	57	52	109	0	0.0	0	0	1997 Arizona (NFC)	0	0	0.0	—	0
1998 Carolina (NFC)	77	37	114	7	0.0	1	0	1998 Carolina (NFC)	0	0	0.0	—	0
1999 Carolina (NFC)	75	21	96	7	0.0	0	0	1999 Carolina (NFC)	2	18	9.0	18	0
2000 Pittsburgh (AFC)	62	30	92	0	0.5	1	1	2000 Pittsburgh (AFC)	3	31	10.3	15	0
2001 Pittsburgh (AFC)	62	17	79	3	2.0	1	0	2001 Pittsburgh (AFC)	4	39	9.8	22	0
2002 Pittsburgh (AFC)	64	17	81	1	1.0	0	0	2002 Pittsburgh (AFC)	4	37	9.3	25	0
NFL Totals (9 years)	517	267	784	25	3.5	9	2	NFL Totals (9 years)	17	144	8.5	25	0
<i>Steelers Totals (3 years)</i>	<i>189</i>	<i>67</i>	<i>256</i>	<i>4</i>	<i>3.5</i>	<i>3</i>	<i>1</i>	<i>Steelers Totals (3 Years)</i>	<i>11</i>	<i>107</i>	<i>9.7</i>	<i>25</i>	<i>0</i>

Postseason

TACKLES	Solo	AT	Tot.	Sp.T.	Sacks	FF	FR	INTERCEPTIONS	No.	Yds.	Avg.	LG	TD
2001 Pittsburgh (AFC)	5	1	6	0	0.0	0	0	2001 Pittsburgh (AFC)	2	32	16.0	32	0
2002 Pittsburgh (AFC)	8	4	12	0	0.0	0	0	2002 Pittsburgh (AFC)	0	0	0.0	—	0
NFL Totals (2 years)	13	8	18	0	0.0	0	0	NFL Totals (2 years)	2	32	16.0	22	0



94 RODNEY BAILEY

DEFENSIVE END



HEIGHT-6-3

WEIGHT-300

COLLEGE-Ohio State

BIRTHDATE-October 7, 1979

BIRTHPLACE-Cleveland, Ohio

HOW ACQUIRED-D6a-'01 (#18, 181)

NFL EXPERIENCE-3rd Year

GAMES PLAYED-STARTED/POSTSEASON-'01 (16-1/2-0), '02 (16-0/2-0)

CAREER TOTALS: 32-1 (4-0)

STEELERS TOTALS: 32-1 (4-0)

PRO: Was one of two sixth-round draft picks in 2001 who has developed into a solid reserve defensive lineman the past two seasons. **2002:** Finished with 18 total tackles (15 solos)...also finished with a career-high $5\frac{1}{2}$ sacks and a fumble recovery...played 23 defensive snaps in season-opener at New England (9/9)...finished with one tackle...also was credited with three quarterback hits/pressures...played 20 defensive snaps versus Oakland (9/15)...played seven defensive snaps versus Cleveland (9/29)...logged six defensive plays at New Orleans (10/6)...had one solo tackle for a four-yard loss...had the best day of his pro career at Cincinnati (10/13)...was credited with $2\frac{1}{2}$ sacks...played 27 defensive downs...finished with four total tackles (three solos)...finished with three solo tackles versus Indianapolis (10/21)...also was credited with a special-teams tackle...played 47 defensive snaps...was credited with two quarterback hits/pressures at Baltimore (10/27)...played 23 defensive snaps before leaving the game with a groin injury...recovered the first fumble of his career at Cleveland (11/3) on a botched quarterback-center exchange...also recorded a sack...finished with four tackles...was credited with two quarterback hits/pressures...finished with one solo tackle versus Atlanta (11/10)...played 37 defensive snaps...played 20 defensive snaps at Tennessee (11/17)...was credited with one assist...had one solo tackle versus Cincinnati (11/24)...also was credited with three quarterback hits/pressures...logged 29 defensive plays...had one assist at Jacksonville (12/1)...played 20 defensive snaps...played five defensive snaps versus Houston (12/8)...registered a sack to give him $4\frac{1}{2}$ for the season versus Carolina (12/15)...finished with one tackle...also was credited with one pass defended...was credited with one pass defended at Tampa Bay (12/23)...had a productive day versus Baltimore (12/29)...registered one of three sacks in the game, giving him $5\frac{1}{2}$ for the season...also was credited with an assist on a tackle for no gain...finished with three total tackles (two solos). **2001:** Was one of five Steelers' draft picks to make the final roster...had an excellent preseason and tied (Kendrell Bell and Aaron Smith) for the team lead with three sacks...finished the regular season with 12 total tackles (11 solos), including two sacks...was pressed into more action than expected at Jacksonville (9/9) because of the injury to Kimo von Oelhoffen...played 37 defensive snaps...finished with one solo tackle...also was credited with two

quarterback hurries/pressures...made his first career pro start at Buffalo (9/30) for injured Kimo von Oelhoffen...finished with three total tackles...also recorded his first career sack...played 13 defensive snaps versus Cincinnati (10/7)...had one pass defense...played 15 defensive snaps at Kansas City (10/14)...logged 32 plays at Tampa Bay (10/21)...was credited with one solo tackle...also had one quarterback hurry/pressure...played 19 defensive snaps versus Tennessee (10/29)...finished with one tackle...also had one quarterback pressure...logged eight defensive snaps versus Baltimore (11/4)...played 18 defensive snaps at Cleveland (11/11)...finished with one tackle...also was credited with two quarterback hurries/pressures...played 17 defensive snaps at Tennessee (11/25)...finished with one assist...logged 13 defensive plays versus Minnesota (12/2)...played 10 defensive snaps versus N.Y. Jets (12/9)...logged nine defensive plays at Baltimore (12/16)...played 14 defensive snaps versus Detroit (12/23)...played 24 defensive snaps at Cincinnati (12/30)...had one tackle...also was credited with a quarterback hurry pressure...finished with four tackles versus Cleveland (1/6/02)...registered his second sack of the season...played but did not record any tackles in both postseason games.

COLLEGE: Started 34 games for the Buckeyes...finished college career with 17½ sacks...had his best year as a senior...was team co-captain and Defensive Player of the Year in 2000...registered 31 tackles, 13 tackles for losses, eight sacks and batted down four passes...voted by his teammates as Co-Most Inspirational Player at the end of his senior year...started six games and played in all 12 in 1999...recorded 23 tackles, five tackles for losses and one sack...started all 12 games as a sophomore in 1998...recorded 16 tackles, including 10 tackles for losses...ranked third on team with 5½ sacks and batted down three passes...was credited with three pass defenses...played in every game as a true freshman...started four games...ended year with 19 tackles, four tackles for losses and three sacks...did not turn 18 until after the start of the season...graduated in 3½ years with a degree in communications.

PERSONAL: Was a high school All-American at St. Edwards High School...selected as a first-team Division I Associated Press All-State pick...voted Cleveland area Division I Defensive Player of the Year by the *Cleveland Plain Dealer* and selected as the Cleveland Touchdown Club Player of the Year...had 111 tackles with 16 sacks as a senior and finished his high school career with 199 tackles and 26 sacks...named to five high school All-American teams...is the son of Ransford and Dianne Bailey...Full name: Rodney Dwayne Bailey.

BAILEY'S CAREER STATISTICS

Regular Season

TACKLES	Solo	AT	Tot.	Sp.T.	Sacks	FF	FR
2001 Pittsburgh (AFC)	11	1	12	0	2.0	0	0
2002 Pittsburgh (AFC)	15	3	18	1	5.5	0	1
NFL Totals (2 years)	26	4	30	1	7.5	0	1

Postseason

TACKLES	Solo	AT	Tot.	Sp.T.	Sacks	FF	FR
2001 Pittsburgh (AFC)	0	0	0	0	0.0	0	0
2002 Pittsburgh (AFC)	0	1	1	0	0.0	0	0
NFL Totals (2 years)	0	1	1	0	0.0	0	0



BAILEY'S GAME-BY-GAME STATISTICS

2002

Date	Opponent	T	AT	TOT	Sack/		PD	FF	FR
					YDS	INT			
9/3	at Jacksonville	1	0	1	0.0/0	0/0	0	0	0
9/9	at New England	1	0	1	0.0/0	0/0	0	0	0
9/15	OAKLAND	0	0	0	0.0/0	0/0	0	0	0
9/29	CLEVELAND	0	0	0	0.0/0	0/0	0	0	0
10/6	at New Orleans	1	0	1	0.0/0	0/0	0	0	0
10/13	at Cincinnati	3	1	4	2.5/17.5	0/0	0	0	0
10/21	INDIANAPOLIS	3	0	3	0.0/0	0/0	0	0	0
10/27	at Baltimore	0	0	0	0.0/0	0/0	0	0	0
11/3	at Cleveland	4	0	4	1.0/7	0/0	0	0	1
11/10	ATLANTA	1	0	1	0.0/0	0/0	0	0	0
11/17	at Tennessee	0	1	1	0.0/0	0/0	0	0	0
11/24	CINCINNATI	1	0	1	0.0/0	0/0	0	0	0
12/1	at Jacksonville	0	1	1	0.0/0	0/0	0	0	0
12/8	HOUSTON	0	0	0	0.0/0	0/0	0	0	0
12/15	CAROLINA	1	0	1	1.0/9	0/0	1	0	0
12/23	at Tampa Bay	0	0	0	0.0/0	0/0	1	0	0
12/29	BALTIMORE	1	0	1	1.0/10	0/0	0	0	0
SEASON TOTALS		15	3	18	5.5/43.5	0/0	2	0	1

POSTSEASON

1/5/03	CLEVELAND	0	1	1	0.0/0	0/0	0	0	0
1/11	at Tennessee	0	0	0	0.0/0	0/0	0	0	0
POSTSEASON TOTALS		0	1	0	0.0/0	0/0	0	0	0

2001

Date	Opponent	T	AT	TOT	Sack/		PD	FF	FR
					YDS	INT			
9/3	at Jacksonville	1	0	1	0.0/0	0/0	0	0	0
9/30	at Buffalo	3	0	3	1.0/7	0/0	0	0	0
10/7	CINCINNATI	0	0	0	0.0/0	0/0	0	0	0
10/14	at Kansas City	0	0	0	0.0/0	0/0	0	0	0
10/21	at Tampa Bay	1	0	1	0.0/0	0/0	0	0	0
10/29	TENNESSEE	1	0	1	0.0/0	0/0	0	0	0
11/4	BALTIMORE	0	0	0	0.0/0	0/0	0	0	0
11/11	at Cleveland	1	0	1	0.0/0	0/0	0	0	0
11/18	JACKSONVILLE	0	0	0	0.0/0	0/0	0	0	0
11/25	at Tennessee	0	1	1	0.0/0	0/0	0	0	0
12/2	MINNESTOA	0	0	0	0.0/0	0/0	0	0	0
12/9	N.Y. JETS	0	0	0	0.0/0	0/0	0	0	0
12/16	at Baltimore	0	0	0	0.0/0	0/0	0	0	0
12/23	DETROIT	0	0	0	0.0/0	0/0	0	0	0
12/30	at Cincinnati	1	0	1	0.0/0	0/0	0	0	0
1/6/02	CLEVELAND	3	0	3	1.0/12	0/0	0	0	0
SEASON TOTALS		11	1	12	2.0/19	0/0	0	0	0

POSTSEASON

1/20	BALTIMORE	0	0	0	0.0/0	0/0	0	0	0
1/27	NEW ENGLAND	0	0	0	0.0/0	0/0	0	0	0
POSTSEASON TOTALS		0	0	0	0.0/0	0/0	0	0	0

16 CHARLIE BATCH

QUARTERBACK



HEIGHT-6-2

WEIGHT-220

COLLEGE-Eastern Michigan

BIRTHDATE-December 5, 1974

BIRTHPLACE-Pittsburgh, PA

HOW ACQUIRED-FA '02 (Detroit)

NFL EXPERIENCE-5th Year

GAMES PLAYED-STARTED/POSTSEASON- '98 (12-12/0-0), '99 (11-10/0-0), '00 (15-15/0-0), '01 (10-9/0-0), '02 (0-0/0-0)

CAREER TOTALS/POSTSEASON: 48-46 (0-0)

STEELERS TOTALS/POSTSEASON: 0-0 (0-0)

PRO: Signed with the Steelers June 17, 2001 to add depth and experience at the quarterback position...served as the team's third quarterback for the entire 2002 season...returned to his hometown, Pittsburgh, after spending the first four years of his career with the Detroit Lions...played in 48 games with the Lions and made 46 starts...quickly established himself as a quality signal-caller. **2002:** Entered the 2002 season as the Steelers' third quarterback...served as the third quarterback for all but one regular-season and both postseason contests...served as the team's backup quarterback but did not play versus Cincinnati (11/24). **2001:** Completed 20-of-39 passes for 276 yards at Green Bay (9/9)...did not play at Cleveland (9/23)...was back in action in the second half against St. Louis and completed 11-of-16 passes for 113 yards...started and set career highs at Minnesota (10/14) in completions (31) and passing yards (345), and tied his career-high touchdowns with three...registered second consecutive 300-yard passing game (second of career) and second consecutive game throwing three touchdown passes (fifth of career) vs. Tennessee (10/21)...completed 20-of-35 passes for 239 yards and two touchdowns vs. Cincinnati (10/28)...completed 21-of-39 passes for his second 239-yard passing game of the season along with a touchdown vs. Tampa Bay (11/11)...shattered career highs and team records in several passing categories with his first career 400-yard game at Arizona (11/18), including yards (436), attempts (62) and completions (36) and also tied a career-high with three touchdown passes...surpassed Bill Munson (8,461) and Milt Plum (8,536) for sixth place on the Lions' all-time career passing yards list (8,684)...passed the 9,000-yard career passing mark at Chicago (12/2) before leaving the game with a separated shoulder...completed 18-of-28 passes for 214 yards in that game. **2000:** Third year as Lions' starting quarterback saw Batch set career-highs in almost every major statistical category, including completions (221), pass attempts (412), yards passing (2,489), games played and started (15) and tying his career-high with 13 touchdown passes...his 221 completions ranked eighth on Lions' all-time single-season list and the 412 attempts were sixth-most in Lions' history...got off to slow start due to fractured tibial plateau (with displacement) in right knee suffered June 5 in non-contact drill during voluntary Silverdome workout...underwent surgery June 12 causing him to miss first three weeks of train-



ing camp...taken off Active Unable to Perform list August 14 to participate in seven-on-seven drills...began taking part in full workouts August 21...did not see pre-season action and also sat out Lions' season opener at New Orleans (9/3) as inactive third-stringer...in addition to not re-gaining full strength in his right leg following surgery, he also struggled during latter part of season with bruised ribs suffered at New York Giants (11/19)...returned to starting lineup vs. Washington (9/10) and completed 16-of-31 for 194 yards while leading Lions to a 15-10 victory...had one of the best statistical outings of his career in losing effort vs. Tampa Bay (9/17), completing 26-of-36 for 277 yards, including a 50-yard touchdown pass to Germane Crowell to end the first half...the 26 pass completions and 277 passing yards in that game set new single-game career bests... led team on clutch 17-play, 91-yard game-clinching fourth quarter drive at Chicago (9/24)...eclipsed the 5,000-yard mark in career passing yards vs. Minnesota, in addition to attempting a career-high 44 passes and scrambling for first rushing TD of the season, which tied the game at 17-17 early in the fourth quarter...tied career-high with three touchdown passes in win vs. Green Bay (10/8)...led Lions to 28-14 victory in a nationally televised Thursday night ESPN game at Tampa Bay (10/19), improving his career record to 4-0 in ESPN games...had best rushing game of season at Indianapolis (10/29) with 62 yards in four carries, including a career-long 19-yard scamper...left game in third quarter vs. Miami (11/5) due to mild concussion, but returned the following week to lead Lions to a win vs. Atlanta (11/12) in Gary Moeller's first game as head coach...put together back-to-back solid performances at New York Giants (11/19) and vs. New England (11/23)...completed more than 60 percent of his passes in both games and was a combined 36-of-56 passes (.643) for 419 yards and four touchdowns in those two games...completed passes to career-high nine receivers and tied career-high with three touchdown passes in victory at Giants (20-of-32 passes for 225 yards), in addition to going over the 6,000-yard mark in career passing yardage...gave gutsy performance in Thanksgiving Day win vs. New England, leading club to third straight win...left game eventually in fourth quarter after taking several shots to his bruised ribs, including a hit during a diving 10-yard TD scramble in the fourth quarter that forced him from the game...completed season-long 59-yard pass to David Sloan on Lions' first play from scrimmage...started at Minnesota (11/30), but lasted only into the first quarter after having ribs re-bruised on early hit...did not practice leading up to games at Green Bay (12/10) and at New York Jets (12/17), but was able to complete both games...started season finale vs. Chicago (12/24), but re-aggravated bruised ribs late in the second quarter, and did not return. **1999:** Progressed further in development as Lions' starting quarterback during first portion of campaign, but was hindered in second half of season with fracture at the knuckle of his right thumb...played at a very high level as Lions got off to a 6-2 start...led Lions to two consecutive wins to start a season for first time since 1993...completed 25-of-41 attempts for 435 yards and five touchdowns in first two games...began '99 by throwing the ball downfield more than in rookie season, as evidenced by his eight TD passes in season's first four games, including scoring tosses of 41, 45, 74 and 41 yards in that span...finished season completing 151-of-270 passes (55.9 percent) for 1,957 yards and a career-high 13 touchdowns...started 10 games in all, including the first eight games and the last two regular season contests...threw three TD passes in first half of season opener at Seattle (9/12) to set a career-high...was the first Lions' QB to throw three TD passes in the first half of a game since Scott Mitchell on 10/6/96 vs. Atlanta...streak of 145 consecutive completions without an interception.

tion was snapped in game at Seattle as well — streak spanned more than six complete games...scrambled for a one-yard fourth quarter TD that gave Lions the lead vs. Green Bay (9/19)...was second rushing TD of career...set career-high with 21 completions vs. San Diego (10/10)...also left game at halftime vs. Minnesota (10/17) with a bruised right triceps muscle, but returned the following two weeks to lead club to consecutive wins...had solid outing at Carolina (10/24) in return from triceps bruise, completing 16-of-27 passes for 210 yards...was 10-of-20 for 148 yards and a TD in game vs. St. Louis (11/7) before leaving the game with a thumb injury...injured his thumb when he hit his hand on Rams' DE Grant Wistrom's helmet while throwing a pass...was inactive third-stringer at Arizona (11/14) and did not play as second-stringer in the following four games...re-appeared on the field during the third quarter at Chicago (12/19) and completed six-of-10 passes for 95 yards, and also scrambled for head-first 12-yard TD run...started vs. Denver (12/25) and tied career-high for both completions (21) and attempts (41)...started regular season finale at Minnesota (1/2)...re-aggravated the thumb injury in game versus Vikings when he hit his hand against the helmet of Lions' C Eric Beverly while throwing a pass...completed 17-of-24 for 160 yards versus Minnesota before leaving with the injury...thumb injury forced him to miss NFC Wild Card Playoff Game at Washington (1/8). **1998:** Made first career start Sept. 16 after serving as second-stringer for the season's first two games and started the next 12 outings...season ended prematurely after suffering a compression fracture in his lower back at San Francisco (12/14) that caused him to miss the final two games of the year...was placed on Injured Reserve on Dec. 24 prior to season finale at Baltimore (12/27)...completed 173-of-303 attempts (.571) for 2,178 yards and 11 TD's in 12 starts as a rookie...also rushed for 229 yards and a TD in 41 carries...ended '98 season having thrown 136 straight pass attempts without throwing an interception (six games), which tied him with Cleveland's Bernie Kosar (1985) for the longest such streak in NFL history by a rookie...record-tying streak added to another he had earlier in the year of 107 consecutive passes (Games 4-7) without an interception...QB passer rating of 83.3 stands as the fourth-best mark ever by a rookie (Miami's Dan Marino, 96.0, ranks first)...was particularly effective in the red zone in 1998, completing 15-of-28 passes for 84 yards and five TD's (no INT's) for a 98.8 passer-rating...named NFL Offensive Rookie of the Month for October — was 52-of-87 for 717 yards and five TD's and one INT during the month for a rating of 102.6...completed 62-of-86 attempts (.721) for 822 yards and four TD's in four nationally-televised games...made first career start at Minnesota (9/20), and performed admirably in hostile environment, completing 20-of-40 passes for 160 yards and two interceptions, both of which were desperation heaves at the end of each half...won his first game as an NFL starting QB vs. Tampa Bay (9/28)...completed first TD pass of his career in game at Chicago (10/4) — a 98-yarder to Johnnie Morton — the longest touchdown pass in the NFL in 1998...completed 16-of-31 passes for career-high 268 yards vs. Bears...had an outstanding game vs. Green Bay (10/15)...completed 16-of-19 passes (84.2 percent) for 218 yards and two TD's...also tied team record for most consecutive completions (11) — Dave Krieg in 1994 and Gary Danielson in 1980...his 84.2 percent completion rate versus Green Bay was the highest single-game mark for a rookie since 1960...became the youngest NFL quarterback to complete 11 straight passes in a game since Brett Favre in 1992 (also 23-years-old)...had sterling effort vs. Chicago (11/15), completing 16-of-21 passes for 253 yards and TD — 76.2 percent completion rate was fifth-highest single-game



mark for a rookie since 1960...was named NFC Offensive Player of the Week for outing vs. Bears...fought back from neck strain in second quarter to finish game vs. hometown Pittsburgh (11/26) — returned to game in third quarter and completed 16-of-23 passes for 236 yards and a TD...was named as Lions' 1998 Mel Farr Rookie of the Year by teammates following the '98 season.

COLLEGE: Was a six-year college player who left Eastern Michigan owning virtually every school passing and total offense record...holds EMU's all-time records for total plays (1,179), total offensive yards (7,715), pass attempts (998), pass completions (579), yards passing (7,592) and touchdown passes (53)...started every game as a senior in 1997 and set school season-records by completing 247-of-434 passes for 3,280 yards (.569) and 23 touchdowns...appeared in the first two games of '96 campaign, but season was ended prematurely due to leg injury...completed 39-of-65 passes for 518 yards and two touchdowns in limited play that year...received the 1995 James M. "Bingo" Brown Award as a junior, given to the team's Most Valuable Player...earned All-Mid American Conference first-team honors...moved into the starting lineup early in '95 campaign, finishing the season with 244 completions in 421 attempts (.580) for 3,177 yards and 21 touchdowns...appeared in first eight games of his collegiate career as a sophomore in 1994, completing 49-of-78 passes (.628) for 617 yards and seven touchdowns...granted a medical hardship redshirt in 1993...did not play under NCAA Proposition 48 rules in 1992...earned bachelor's degree in criminal justice.

PERSONAL: Was an All-State third-team and *Pittsburgh Press* "Fabulous 22" pick as a senior in 1991 at Steel Valley (Homestead, Pa.) High School...lettered three times in football and twice in basketball during high school...established his own foundation in 2000...helped Oakland County Special Olympics (Detroit) with his "Pay-by-Play" program where money is donated for his passing yardage...was Lions' 1999-2000 Canned Food Drive spokesman...is the son of Lynn Settles...born in Homestead, Pennsylvania...Full name: Charles D'Donte Batch.

Batch's Career Single-Game Highs

Regular Season

Pass Attempts— 62 (11/18/01 at Arizona)
 Completions— 36 (11/18/01 at Arizona)
 Completion Percentage— 84.2 (10/15/98 vs. Green Bay)
 Yards Passing— 436 (11/18/01 at Arizona)
 Longest Completion— 98t (10/4/98 at Chicago)

TD Passes— 3 (6 times, Last: 11/18/01 at Arizona)
 Rushing Attempts— 8 (4 times, Last: 12/10/00 at Green Bay)
 Yards Rushing— 63 (9/20/98 at Minnesota)
 Longest Run— 19 (10/29/00 at Indianapolis)
 TDs Rushing— 1 (Last: 11/23/00 vs. New England)

BATCH'S GAME-BY-GAME STATISTICS

2002

Date	Opponent	Att.	Cmp.	Int.	TD	Yds.	Cmp. %	Lg	Sack	Rtg.
9/9	at New England					INACTIVE				
9/15	OAKLAND					INACTIVE				
9/29	CLEVELAND					INACTIVE				
10/6	at New Orleans					INACTIVE				
10/13	at Cincinnati					INACTIVE				
10/21	INDIANAPOLIS					INACTIVE				
10/27	at Baltimore					INACTIVE				
11/3	at Cleveland					INACTIVE				
11/10	ATLANTA					INACTIVE				
11/17	at Tennessee					INACTIVE				
11/24	CINCINNATI	0	0	0	0	0	0.00	—	0/0	0.0
12/1	at Jacksonville					INACTIVE				
12/8	HOUSTON					INACTIVE				
12/15	CAROLINA					INACTIVE				
12/23	at Tampa Bay					INACTIVE				
12/29	BALTIMORE					INACTIVE				
SEASON TOTALS		0	0	0	0	0	0.0	—	0/0	0.0

POSTSEASON

1/5	CLEVELAND					INACTIVE				
1/11	at Tennessee					INACTIVE				

2001

Date	Opponent	Att.	Cmp.	Int.	TD	Yds.	Cmp. %	Lg	Sack	Rtg.
9/9	at Green Bay	39	20	2	0	276	51.3	42	7/44	52.9
9/23	at Cleveland					DID NOT PLAY				
10/8	ST. LOUIS	16	11	1	0	113	68.8	25	3/16	62.8
10/14	at Minnesota	41	31	0	3	345	75.6	26	4/17	124.5
10/21	TENNESSEE	42	25	1	3	338	59.5	46	4/16	99.1
10/28	CINCINNATI	35	20	2	2	239	57.1	27	4/24	73.4
11/4	at San Francisco	20	8	0	0	74	40.0	22	2/8	50.8
11/11	TAMPA BAY	39	21	2	1	239	53.8	36	5/21	59.7
11/18	at Arizona	62	36	3	3	436	58.1	76	1/7	75.7
11/22	GREEN BAY	19	8	1	0	118	42.1	42	1/7	41.1
12/2	at Chicago	28	18	0	0	214	64.3	56	2/16	87.5
12/9	at Tampa Bay					RESERVE - INJURED				
12/16	MINNESOTA					RESERVE - INJURED				
12/23	at Pittsburgh					RESERVE - INJURED				
12/30	CHICAGO					RESERVE - INJURED				
1/6/02	DALLAS					RESERVE - INJURED				
SEASON TOTALS		341	198	12	12	2,392	58.1	76	33/176	76.8



BATCH'S GAME-BY-GAME STATISTICS (cont.)

2000

Date	Opponent	Att.	Cmp.	Int.	TD	Yds.	Cmp. %	Lg	Sack	Rtg.
9/3	at New Orleans	INACTIVE - INJURY								
9/10	WASHINGTON	31	16	2	0	194	51.6	27	2/12	44.3
9/17	TAMPA BAY	36	26	2	1	277	72.2	50t	7/51	80.4
9/24	at Chicago	37	20	1	2	207	54.1	36t	3/13	77.2
10/1	MINNESOTA	44	25	1	1	239	56.8	24	2/13	70.2
10/8	GREEN BAY	26	13	1	3	199	50.0	42	3/20	98.1
10/19	at Tampa Bay	31	13	0	0	144	41.9	33	7/37	56.4
10/29	at Indianapolis	39	18	2	1	190	46.2	30	3/16	48.0
11/5	MIAMI	16	8	0	0	95	50.0	24	3/8	68.5
11/12	ATLANTA	27	12	1	0	128	44.4	29	2/13	43.4
11/19	at N.Y. Giants	32	20	1	3	225	62.5	32	1/6	101.7
11/23	NEW ENGLAND	24	16	0	1	194	66.7	59	2/15	105.2
11/30	at Minnesota	3	2	0	0	16	66.7	12	0/0	79.9
12/10	at Green Bay	33	17	3	0	190	51.5	39	0/0	31.1
12/17	at N.Y. Jets	18	8	1	0	110	44.4	32	5/32	41.4
12/24	CHICAGO	15	7	0	1	81	46.7	19	1/6	85.7
SEASON TOTALS		412	221	15	13	2,489	53.6	59	41/242	67.3

1999

Date	Opponent	Att.	Cmp.	Int.	TD	Yds.	Cmp. %	Lg	Sack	Rtg.
9/12	at Seattle	26	16	1	3	216	61.5	41t	5/14	110.4
9/19	GREEN BAY	16	9	2	2	219	56.3	74t	4/23	101.0
9/26	at Kansas City	34	16	2	2	213	47.1	31t	4/20	62.5
10/10	SAN DIEGO	38	21	1	1	230	55.3	41	6/38	71.2
10/17	MINNESOTA	16	9	0	0	70	56.3	12	1/1	67.2
10/24	at Carolina	27	16	1	2	210	59.3	27	0/0	93.1
10/31	TAMPA BAY	19	10	0	0	128	52.6	30	3/19	74.0
11/7	ST. LOUIS	20	10	0	1	148	50.0	42	3/12	91.3
11/14	at Arizona	INACTIVE - INJURY								
11/21	at Green Bay	DID NOT PLAY								
11/25	CHICAGO	DID NOT PLAY								
12/5	WASHINGTON	DID NOT PLAY								
12/12	at Tampa Bay	DID NOT PLAY								
12/19	at Chicago	10	6	0	0	95	60.0	45	2/14	91.7
12/25	DENVER	40	21	0	1	267	52.5	27	5/25	82.0
1/2/00	at Minnesota	24	17	0	1	161	70.8	29	3/20	103.0
SEASON TOTALS		270	151	7	13	1,957	55.9	74t	36/186	84.1

1998

Date	Opponent	Att.	Cmp.	Int.	TD	Yds.	Cmp. %	Lg	Sack	Rtg.
9/6	at Green Bay	DID NOT PLAY								
9/13	CINCINNATI	DID NOT PLAY								
9/20	at Minnesota	40	20	2	0	160	50.0	17	5/18	39.6
9/28	TAMPA BAY	24	14	0	0	115	60.9	21	1/7	73.6
10/4	at Chicago	31	16	0	2	268	51.6	98t	4/22	102.6
10/15	GREEN BAY	19	16	0	2	218	84.2	68t	3/19	149.6
10/25	MINNESOTA	37	20	1	1	231	54.0	33	4/17	70.9
11/1	ARIZONA	17	10	3	0	71	58.8	15	4/24	28.9
11/8	at Philadelphia	27	14	0	0	146	51.9	30	5/35	67.6
11/15	CHICAGO	21	16	0	1	253	76.2	30	1/7	131.6
11/22	at Tampa Bay	23	14	0	2	195	60.9	53t	1/7	117.1
11/26	PITTSBURGH	23	16	0	1	236	69.6	36	3/23	117.3
12/6	at Jacksonville	33	14	0	2	250	42.4	45	5/38	89.2
12/14	at San Francisco	9	3	0	0	35	33.3	16	1/5	46.1
12/20	ATLANTA	INACTIVE - INJURY								
12/27	at Baltimore	RESERVE - INJURED								
SEASON TOTALS		303	173	6	11	2,178	57.1	98t	37/222	83.5

BATCH'S CAREER STATISTICS

Regular Season

PASSING	Att.	Cmp.	Pct.	Yds.	LG	TD	Int.	Sacks-Lost	Rtg.	Record/ Start.
1998 Detroit (NFC)	303	173	57.1	2,178	98t	11	6	37-222	83.5	5-7
1999 Detroit (NFC)	270	151	55.9	1,957	74t	13	7	36-186	84.1	6-4
2000 Detroit (NFC)	412	221	53.6	2,489	59	13	15	41-242	67.3	8-7
2001 Detroit (NFC)	341	198	58.1	2,392	76	12	12	33-176	76.8	0-9
2002 Pittsburgh (AFC)	0	0	0.0	0	--	0	0	0-0	0.0	0-0
NFL Totals (5 years)	1,326	743	56.0	9,016	98t	49	40	147-826	76.9	19-27
Steelers Totals (1 year)	0	0	0.0	0	--	0	0	0-0	0.0	0-0

RUSHING	No.	Yds.	Avg.	LG	TD
1998 Detroit (NFC)	41	229	5.6	17	1
1999 Detroit (NFC)	28	87	3.1	12	2
2000 Detroit (NFC)	44	199	4.5	19	2
2001 Detroit (NFC)	12	45	3.8	12	0
2002 Pittsburgh (AFC)	0	0	0.0	--	0
NFL Totals (4 years)	125	560	4.5	19	5
Steelers Totals (1 year)	0	0	0.0	--	0



97 KENDRELL BELL

LINEBACKER



HEIGHT—6-1

WEIGHT—246

COLLEGE—Georgia

BIRTHDATE—July 17, 1978

BIRTHPLACE—Augusta, Ga.

HOW ACQUIRED—D2-'01 (#8, 39)

NFL EXPERIENCE—3rd Year

GAMES PLAYED-STARTED/POSTSEASON-'01 (16-16/2-2), '02 (12-12/2-1)

CAREER TOTALS: 28-28 (4-3)

STEELERS TOTALS: 28-28 (4-3)

PRO: Is one of the most explosive players to ever wear a Steelers uniform...has unbelievable quickness and is a ferocious tackler...has been hampered by high-ankle sprains in his first two seasons...suffered a high-ankle sprain during the second preseason game of 2002 season, which forced him to miss the final preseason contests and lingered through the season...was selected as an alternate to the 2003 Pro Bowl despite his injury...suffered a similar injury in 2001 but did not miss a start.

2002: Registered 56 total tackles (43 solos)...also finished with four sacks and a fumble recovery...aggravated his left ankle sprain and saw limited action in season-opener versus New England (9/9)...played just 12 defensive snaps...registered two tackles (one solo)...was deactivated versus Oakland (9/15) totaling four straight games (Games 2-5) because of his ankle injury...returned to the starting lineup versus Indianapolis (10/21) for the first time since the season-opener...played 39 defensive snaps...finished with five total tackles (three solos)...finished with eight total tackles (seven solos) at Baltimore (10/27)...also was credited with three quarterback hits/pressures and a pass defense...logged 53 defensive plays...logged 17 defensive plays at Cleveland (11/3)...finished with three total tackles (two solos)...also tipped a pass that was intercepted by Brent Alexander early in the third quarter...finished with four total tackles (three solos) versus Atlanta (11/10)...was credited with one quarterback hit/pressure...registered seven total tackles (four solos) at Tennessee (11/17)...also was credited with one quarterback hit/pressure...played 58 defensive snaps...finished with three solo tackles versus Cincinnati (11/24)...played 34 defensive snaps. 12/1 at Jacksonville: Had two sacks at Jacksonville (12/1) and first since the Oct. 27 Baltimore game...finished with five total tackles (three solos)...logged 28 defensive plays...registered his third sack in two games versus Houston (12/8)...tied (with Lee Flowers) for team honors with seven total tackles (six solos)...also was credited with a quarterback hit/pressure and three tackles for no gain...logged 36 defensive plays...registered his fourth sack in three games versus Carolina (12/15)...finished with five total tackles (four solos)...played 31 defensive snaps...registered five solo tackles at Tampa Bay (12/23), including two tackles for losses of three yards...also recovered one fumble on a sack by Casey Hampton...left the game in the midway through the third quarter versus Baltimore (12/29) with an ankle injury...finished with two solo tackles...also was credited with one pass

defensed...made a surprise recovery from his ankle injury for Wild Card game versus Cleveland (1/5) and produced an incredible performance...finished with nine tackles (eight solos), including 2½ tackles for losses totaling six...started in Divisional Play-off game at Tennessee (1/11) but was unable to play past the first couple series...finished with two assists in his limited action. **2001:** Was selected the NFL Defensive Rookie of the Year, the first Steeler to earn the award since Jack Lambert in 1974...also was named the NFL Defensive Rookie of the Year by *The Sporting News*, *The Football News*, *Pro Football Weekly* and *Football Digest*...was selected as *Sports Illustrated* Rookie of the Year...earned Associated Press second-team All-Pro honors and was named to *Pro Football Weekly's* All-Rookie Team...was a first-alternate selection to the 2002 Pro Bowl and then named to the AFC squad as a need player by Bill Cowher...was selected as the recipient of the 2001 Joe Greene Award, presented to the team's Rookie of the Year as selected by the Pittsburgh Chapter of the Pro Football Writers of America...was named the NFL Rookie of the Month for October and November, only the second rookie since the inception of the award to be honored two consecutive months (Jevon Kearse was the other in 1999)...finished the preseason with a team-high 16 tackles (10 solos) and three sacks...started his first game as a pro at Jacksonville (9/9) but saw limited action after suffering a sprained right ankle during the second defensive series...logged 11 plays...had a big day at Buffalo (9/30) and seemingly recovered from an ankle injury that forced him to miss most of the first game...logged 34 defensive plays...finished with 12 total tackles (11 solos)...also was credited two quarterback hurries/pressures...had what Coach Bill Cowher called a "tone-setting" sack, the first of his pro career, versus Cincinnati (10/7)...finished with eight total tackles...also was credited with a forced fumble and one quarterback hurry/pressure...logged 42 defensive plays...was very active at Kansas City (10/14) and applied some big hits, especially on quarterback Trent Green...was credited with two sacks for 14 yards...logged 44 defensive plays...finished with seven total tackles (four solos)...also was credited with three quarterback hurries/pressures...played 36 defensive snaps at Tampa Bay (10/21)...finished with five total tackles (three solos)...also was credited with two quarterback hurries/pressures...registered his fourth sack of the season versus Tennessee (10/29)...logged 31 defensive plays...finished with nine tackles (eight solos)...also had his fourth sack of the season and had two quarterback hurries/pressures...played 34 defensive snaps versus Baltimore (11/4)...finished with six total tackles (five solos)...also was credited with two quarterback hurries/pressures...logged 46 defensive snaps at Cleveland (11/11)...finished with four total tackles...also was credited with a sack and two quarterback hurries/pressures...produced another stellar effort versus Jacksonville (11/18)...played 33 defensive snaps...registered two more sacks, giving him seven for the season...also forced a fumble on one of his sacks and was credited with a quarterback hurry/pressure...logged 44 defensive plays at Tennessee (11/25)...finished with seven total tackles (all solos)...also was credited one quarterback hurry/pressure...played 30 defensive snaps versus Minnesota (12/2)...finished with one tackle...logged 32 defensive plays versus N.Y. Jets (12/9)...finished with five solo tackles...played 31 defensive snaps at Baltimore (12/16)...finished with three tackles (two solos), including one for a loss of four yards...logged 37 defensive snaps versus Detroit (12/23)...finished with four total tackles (three solos)...also was credited with a quarterback hurry/pressure...played 58 defensive snaps at Cincinnati (12/30)...finished with four tackles (three solos)...also had two quarterback hurries/pressures...had another electrifying game versus Cleveland (1/

6/02)...finished with a team-high nine tackles (seven solos)...also had two sacks, the third time this season he has recorded multiple sacks in a game...tied Dewayne Washington for team tackle honors with six total tackles (four solos) in AFC Playoff game versus Baltimore (1/20)...also had one pass defended...had another big game in AFC Championship game versus New England (1/27), finishing with eight solo tackles...also registered a sack and had one pass defended.

COLLEGE: Was the undisputed leader of Georgia's defensive unit...was a special teams standout with five blocked kicks to his credit...started only 16 games but finished his University of Georgia career with 153 tackles (95 solos), seven quarterback sacks, 10 stops behind the line of scrimmage, five forced fumbles and 14 quarterback pressures...was an All-Southeastern Conference second-team pick by the league's coaches...started the final 10 games at middle linebacker...finished second on the team with 92 tackles (53 solos)...had two sacks, five stops for losses and a pair of quarterback pressures...caused and recovered two fumbles...intercepted a pass and deflected three others...finished 1999 as the team's fourth leading tackler with 61 tackles (42 solos) despite not starting until the season's sixth game...registered five sacks and 10 stops for losses...was credited with 20 quarterback pressures...forced three fumbles, intercepted three passes and deflected another...set a school single-season record with five blocked kicks...was a Super Prep JUCO 100 selection during his two-year career at Middle Georgia Junior College (1997-98)...recorded 132 tackles with six sacks for a defensive unit that ranked first in the nation in 1998...played fullback in 1997 and gained 689 yards...majored in child and family development.

PERSONAL: Lettered in football at Laney High in Augusta, Ga....earned All-State and *Atlanta-Journal Constitution* All-South honors...was coached by Otis Smart...also lettered in basketball and track...finished fifth in the state in the shot put as a senior...is the son of Henry and Barbara Booker...Full name: Kendrell Alexander Bell.

BELL'S GAME-BY-GAME STATISTICS

2002

Date	Opponent	T	AT	TOT	Sack/ YDS	INT	PD	FF	FR
9/9	at New England	1	1	2	0.0/0	0/0	0	0	0
9/15	OAKLAND				INACTIVE				
9/29	CLEVELAND				INACTIVE				
10/6	at New Orleans				INACTIVE				
10/13	at Cincinnati				INACTIVE				
10/21	INDIANAPOLIS	3	2	5	0.0/0	0/0	0	0	0
10/27	at Baltimore	7	1	8	0.0/0	0/0	1	0	0
11/3	at Cleveland	2	1	3	0.0/0	0/0	0	0	0
11/10	ATLANTA	3	1	4	0.0/0	0/0	0	0	0
11/17	at Tennessee	4	3	7	0.0/0	0/0	0	0	0
11/24	CINCINNATI	3	0	3	0.0/0	0/0	0	0	0
12/1	at Jacksonville	3	2	5	2.0/9	0/0	0	0	0
12/8	HOUSTON	6	1	7	1.0/7	0/0	0	0	0
12/15	CAROLINA	4	1	5	1.0/9	0/0	0	0	0
12/23	at Tampa Bay	5	0	5	0.0/0	0/0	0	0	1
12/29	BALTIMORE	2	0	2	0.0/0	0/0	1	0	0
SEASON TOTALS		43	13	56	4.0/25	0/0	2	0	1

POSTSEASON

1/5	CLEVELAND	8	1	9	0.0/0	0/0	1	0	0
1/11	at Tennessee	0	2	2	0.0/0	0/0	0	0	0
POSTSEASON TOTALS		8	3	11	0.0/0	0/0	1	0	0

2001

Date	Opponent	I	AT	Sack/		INT	PD	FF	FR
				TOT	YDS				
9/3	at Jacksonville	0	0	0	0.0/0	0/0	0	0	0
9/30	at Buffalo	11	1	12	0.0/0	0/0	0	0	0
10/7	CINCINNATI	6	2	8	1.0/9	0/0	0	1	0
10/14	at Kansas City	4	3	7	2.0/14	0/0	0	0	0
10/21	at Tampa Bay	3	2	5	0.0/0	0/0	0	0	0
10/29	TENNESSEE	8	1	9	1.0/8	0/0	0	0	0
11/4	BALTIMORE	5	1	6	0.0/0	0/0	0	0	0
11/11	at Cleveland	4	0	4	1.0/10	0/0	0	0	0
11/18	JACKSONVILLE	6	0	6	2.0/19	0/0	0	1	0
11/25	at Tennessee	7	0	7	0.0/0	0/0	0	0	0
12/2	MINNESOTA	0	1	1	0.0/0	0/0	0	0	0
12/9	N.Y. JETS	5	0	5	0.0/0	0/0	0	0	0
12/16	at Baltimore	2	1	3	0.0/0	0/0	0	0	0
12/23	DETROIT	3	1	4	0.0/0	0/0	0	0	0
12/30	at Cincinnati	3	1	4	0.0/0	0/0	0	0	0
1/6/02	CLEVELAND	7	0	7	2.0/24	0/0	0	0	0
SEASON TOTALS		74	14	88	9.0/84	0/0	0	2	0

POSTSEASON

1/20	BALTIMORE	4	2	6	0.0/0	0/0	1	0	0
1/27	NEW ENGLAND	8	0	8	1.0/1	0/0	1	0	0
POSTSEASON TOTALS		12	2	14	1.0/1	0/0	2	0	0

BELL'S CAREER STATISTICS**Regular Season**

TACKLES	Solo	AT	Tot.	Sp.T.	Sacks	FF	FR
2001 Pittsburgh (AFC)	74	14	88	0	9.0	2	0
2002 Pittsburgh (AFC)	43	13	56	0	4.0	0	1
NFL Totals (2 years)	117	27	144	0	13.0	2	1

INTERCEPTIONS	No.	Yds.	Avg.	LG	TD
2001 Pittsburgh (AFC)	0	0	0.0	--	0
2002 Pittsburgh (AFC)	0	0	0.0	--	0
NFL Totals (2 years)	0	0	0.0	--	0

Postseason

TACKLES	Solo	AT	Tot.	Sp.T.	Sacks	FF	FR
2001 Pittsburgh (AFC)	12	2	14	0	1.0	0	0
2002 Pittsburgh (AFC)	8	3	11	0	0.0	0	0
NFL Totals (2 years)	20	5	25	0	1.0	0	0

INTERCEPTIONS	No.	Yds.	Avg.	LG	TD
2001 Pittsburgh (AFC)	0	0	0.0	--	0
2002 Pittsburgh (AFC)	0	0	0.0	--	0
NFL Totals (2 years)	0	0	0.0	--	0



36 JEROME BETTIS

RUNNING BACK

**HEIGHT**–5-11**WEIGHT**–256**COLLEGE**–Notre Dame**BIRTHDATE**–February 16, 1972**BIRTHPLACE**–Detroit, Mich.**HOW ACQUIRED**–Trade (1996 from St. Louis Rams)**NFL EXPERIENCE**–11th Year
GAMES PLAYED-STARTED/POSTSEASON–'93 (16-12/0-0), '94 (16-16/0-0), '95 (15-13/0-0), '96 (16-12/2-2), '97 (15-15/2-2), '98 (15-15/0-0), '99 (16-16/0-0), '00 (16-16/0-0), '01 (11-11/1-1), '02 (13-11/2-0)
CAREER TOTALS: 138-126 (7-5)**STEELERS TOTALS**: 91-85 (7-5)

PRO: Might be considered best acquisition for Steelers during 1996 NFL Draft...joined Steelers via trade on April 20, 1996 in deal that sent Pittsburgh's second-round pick in 1996 and fourth-round selection in 1997 to St. Louis...has moved among the NFL's elite running backs, becoming only the 12th runner to compile more than 11,000 rushing yards, despite some nagging injuries throughout the season...is ranked second on the Steelers' all-time rushing yardage list in seven seasons with 8,451 yards...is the second-leading active rusher in the NFL and moved into 10th place on the NFL's all-time rushing list with 11,5426 yards...has moved into second place on the Steelers' all-time total yards from scrimmage list with 9,085 total yards...ended Rams' career as record holder for most carries in one game (39)...was ranked ninth on Rams' career rushing list with 3,091 yards (Rams were 4-0 when Bettis made 30 or more carries). **2002:** Battled leg injuries throughout the year for his least productive season of his distinguished career...compiled 666 yards on 187 yards, a 3.6 average, which was second on the team...scored nine rushing TDs, the second-highest single-season total of his career...also caught seven passes for 57 yards...finished with 35 yards on eight carries in season-opener at New England (9/9)...committed his first turnover in 760 rushing attempts...totaled 41 yards on 10 carries versus Oakland (9/15)...also caught one pass for five yards...had his most attempts of the to date in the season versus Cleveland (9/29), finishing with 24 yards on 14 carries (1.7 average)...had his most productive game of the early season at New Orleans (10/6)...finished with 84 yards on 19 carries, a 4.4-yard average...scored his first TD of the season...surpassed the 11,000-career rushing yards mark with a 13-yard run in the second quarter...rushed for more than 100 yards for the 52nd time in his career (41st as a Steeler) and first of the season at Cincinnati (10/13)...finished with 109 yards on 21 carries, an impressive 5.2-yard average...scored two TDs, including a 41-yard burst, the fourth-longest TD run as a Steeler and fifth overall...began the game in impressive fashion versus Indianapolis (10/21), scoring two of the Steelers' first three TDs...finished with 33 yards on 11 carries, before leaving the game in the third quarter with a (left) knee injury...also caught one pass for seven yards...was deactivated due to his knee injury at Baltimore (10/27)...was deactivated due to his knee injury at Cleveland (11/3)...dressed for the first time in three weeks

versus Atlanta (11/10)...entered the game for one play to give Amos Zereoue a break in overtime...had his most-active day in nearly a month at Tennessee (11/17)...had four carries for six yards...returned to the starting lineup for the first time in five weeks versus Cincinnati (11/24)...moved past O.J. Simpson into 11th place on the NFL all-time career rushing list...finished with 79 yards on 22 carries, including a 24-yard TD run in the fourth quarter that helped seal the Steelers' victory...scored two TDs to move into eight place on the Steelers' all-time scoring list...also had two receptions for 27 yards...had another strong performance at Jacksonville (12/1) despite suffering a broken nose in the second quarter...finished with 86 yards on 20 carries...also had one reception for 11 yards...finished with 30 yards on 14 carries versus Houston (12/8), including a long run of eight yards...scored two touchdowns to give him nine for the season versus Carolina (12/15), his second-highest TD total since he scored 11 in 1996...finished with 73 carries on 18 attempts, a 4.1-yard average, despite aggravating an already sore left knee on his first TD run...also had one reception for nine yards...was the Steelers offensive workhorse at Tampa Bay (12/23)...compiled 66 yards on 26 carries...also had one reception for minus-two yards...was deactivated in regular-season finale versus Baltimore (12/29)...saw limited action in Wild Card game versus Cleveland (1/5)...finished with one carry for minus-two yards...played sparingly in the AFC Divisional game at Tennessee (1/11)...had just three carries for six yards. **2001:** Was named to his fifth Pro Bowl...honored as the 2001 Walter Payton NFL Man of the Year for community service...was on pace for his best season until being sidelined by a groin injury...missed the final five games of the regular season due to the injury...eclipsed the 1,000-yard mark for the sixth straight season—eighth of his career—in Week 12 (during the Dec. 2 Minnesota game)...was named the AFC Offensive Player of the Month for October...had a sub-par game by his standards at Jacksonville (9/9)...finished with 28 yards on 12 carries...also caught one pass for two yards...rushed for 100 yards for the 47th time in his career (36th as a Steeler) at Buffalo (9/30)...finished with 114 yards on 22 carries, a 5.2-yard average...had a long of 30 yards...topped the 10,000-yard plateau early in the first half with a three-yard run versus Cincinnati (10/7)...began the game with a 48-yard run, the third-longest run of his career...finished with 153 yards on 23 carries, a 6.7-yard average...recorded his 48th career 100-yard game—37th as a Steeler...also caught one pass for seven yards...started slow but finished with another 100-yard performance at Kansas City (10/14), his third straight of the season and the 49th of his career—38th as a Steeler...had three big runs nullified by penalties that would have given him one of his highest rushing totals...finished with 112 yards on 19 carries (his fifth 100-yard game in his career versus K.C.)...also had one reception for five yards...contributed in all three phases of the offense—running, receiving and passing—at Tampa Bay (10/21)...rushed for 143 yards on 17 carries for an 8.4-yard average, his fourth straight 100-yard contest...also threw the second TD pass of his career (his first was a 21-yard pass to Hines Ward) Dec. 12, 1999 versus Baltimore...also had one reception for eight yards...passed Otis Anderson to 13th place on the NFL's all-time rushing list with a 46-yard TD run in the third quarter...had his string of 100-yard games end at four but was still effective versus Tennessee (10/29)...finished with 62 yards on 19 carries...scored two TDs...gained 91 yards on 23 carries for a solid 4.0-yard average versus Baltimore (11/4)...also caught one pass for eight yards...produced his second-highest rushing total as a Steeler—and the third-highest of his career—at Cleveland (11/11), finishing with 163 yards on 29 carries for an averaged of 5.6-yards a carry...compiled 48 yards in overtime...also had

four runs of 15 or more yards including a long of 27 yards...recorded his fifth 100-yard game of the season—the 51st of his career and 40th as a Steeler...had one reception for no gain...was held in check most of the day versus Jacksonville (11/18) but did manage to rip off a 40-yard burst in the final quarter to help seal the Steelers' victory...finished with 52 yards on 21 carries...finished with 73 yards on 21 carries at Tennessee (11/25)...also had one reception for two yards...had two runs of 15 or more yards (17 and 15)...surpassed 1,000 yards for the season on his first carry with a 12-yard burst versus Minnesota (12/2)...finished with 81 yards on 19 carries but missed most of the fourth quarter with a groin injury...also caught one pass for 16 yards...was deactivated for the final five regular-season games (Dec. 9-Jan. 6) because of his groin injury...missed the AFC Playoff game versus Baltimore (1/20) after suffering adverse reaction from pain medication administered to his injured groin...returned to the starting lineup in the AFC Championship game versus New England (1/27) but was mostly ineffective...gained eight yards on nine carries...scored one TD...also caught two passes for 23 yards, including a long of 12 yards. **2000:** Answered all his critics with his best season in two years...was selected as the team MVP and the recipient of the Pro Football Writers of America Pittsburgh Chapter's Chief Award recipient for cooperation with the media...finished with 1,341 yards, his highest rushing total in two seasons and the fourth-best season in Steelers history...scored a team-high eight TDs...missed most of the preseason with a bruised knee...was held to just eight yards on nine carries in season-opener versus Baltimore (9/3)...had one reception for seven yards...compiled his first 100-yard game of the season—the 40th of his career and his 29th as a Steeler—at Cleveland (9/17)...finished with 133 yards on 24 carries for a 5.5-yard average...threw a costly interception to thwart a potential score when the Steelers recovered a fumble deep in Cleveland territory...also caught one pass for 11 yards...had a solid performance, rushing for 77 yards and a TD, versus Tennessee (9/24)...also caught three passes for 20 yards...averaged 4.1 yards a carry...powered his way to nearly another 100-yard performance at Jacksonville (10/1)...finished with 97 yards on 28 carries, including a long run of 20 yards...also rushed for two TDs...recorded his second 100-yard game of the season—the 41st of his career and 30th as a Steeler—at New York Jets (10/8)...finished with 107 yards on 25 carries...extended to four consecutive games his streak of scoring a TD...compiled his second consecutive 100-yard performance, giving him 42 for his career and 31 as a Steeler, versus Cincinnati (10/15)...finished with 101 yards on 29 carries for a 3.5-yard average...rushed for his third consecutive 100-yard game versus Cleveland (10/22)...finished with 105 yards on 33 carries...scored his sixth TD of the season...redeemed himself from the first game against the Ravens, finishing with a respectable 65 yards on 18 carries at Baltimore (10/29)...finished with 42 yards on 13 carries at Tennessee (11/5)...also caught one pass for 12 yards...recorded his fifth 100-yard performance of the season—the 44th of his career and 33rd as a Steeler—versus Philadelphia...finished with a season-high 134 yards and one TD on 30 carries...moved into tie for 12th place (with Elbie Nickel) on the Steelers' all-time scoring list with 222 points...also had two receptions for four yards...ran well despite totaling only 57 yards on 12 carries versus Jacksonville (11/19)...had two runs of 15 or more yards (17 and 16 yards)...averaged 4.8 yards a carry...eclipsed the 1,000-yard barrier for the season in the third quarter at Cincinnati (11/26)...just missed his sixth 100-yard game of the season, finishing with 93 yards on 23 carries, a solid 4.0-yard average...also had one reception for minus-one yard...registered his sixth 100-yard performance of the season, the 45th of his career

and the 34th as a Steeler, versus Oakland (12/3)...had several nifty runs, including three rushes of 15 or more yards, the most in a game during the season...produced a season-long 30-yard run...also caught one pass for 13 yards...was held to 39 yards on 17 carries at New York Giants...also had one reception for seven yards...recorded his seventh 100-yard rushing performance of the season, the 46th of his career and the 35th as a Steeler, versus Washington (12/16)...finished with 104 yards on 25 carries for a 4.2-yard average...had a long of 23 yards...also caught one pass for 25 yards...finished with 51 yards on 26 carries...also had two receptions for five yards at San Diego (12/24). **1999:** Recorded his sixth 1,000-yard rushing season—and fourth as a Steeler...finished with 1,091 yards on 299 carries for a 3.6-yard average...scored a team-high seven rushing TDs...missed all of the preseason due to a knee injury...was placed on the active non-football injury list prior to the start of training camp (7/30)...had arthroscopic surgery Aug. 3 on left knee to repair a slight tear to his lateral meniscus...was moved to the active roster (8/30)...returned to active duty in surprisingly grand fashion in the season-opener versus Cleveland (9/12)...had not taken a snap during the preseason but rushed for a game-high 89 yards on 18 carries, an impressive 14.9 yards a carry...rebounded from the previous week without any difficulty against Baltimore (9/19)...finished with 46 yards on 16 carries...moved into second place on the Steelers' all-time rushing list, passing John Henry Johnson (4,383)...led the team with 39 yards on 11 carries, including a long of 20 yards, his 11th-longest run as a Steeler versus Seattle (9/26)...also had two receptions for nine yards...compiled his second-highest rushing total of the early season, despite having a few big runs nullified because of penalties versus Jacksonville (10/3)...finished with 58 yards on 20 carries with a long of 11...led the team with four receptions for 27 yards, including a long of 17...had his second-lowest rushing output of the season at Buffalo (10/10)...finished with 24 yards on 13 carries...did score his first TD of the season on a one-yard plunge that pulled the Steelers to within three points, 24-21, late in the game...had two receptions for 10 yards...recorded his first 100-yard game of the season at Cincinnati (10/17), finishing with 111 yards on 26 carries...also scored two TDs for the first time in a game during the season...added one reception for four yards...rushed for 80 yards on 23 carries in Monday Night game versus Atlanta (10/25)...also caught two passes for 14 yards...finished with 53 yards and two TDs on 18 carries at San Francisco 49ers (11/7)...produced his longest TD run of the season, a 22-yard burst in the fourth quarter...scored two touchdowns for the second time this season and the second time in three games...produced his second-highest rushing total to that point of the season against Cleveland (11/16) but fell one yard short of the 100-yard barrier...rushed for 99 yards on 26 carries, averaging 3.8 yards a carry...also caught one pass for seven yards...showed bursts of his big-play ability at Tennessee (11/21)...rushed for 88 yards on 14 carries for a season-high 6.3-yard average...had a season-long 35 yard run, the sixth longest run of his career...finished with 81 yards on 22 carries for a 3.7-yard average versus Cincinnati (11/28)...also caught one pass for six yards...was held to a season-low 23 yards on 12 carries at Jacksonville (12/2)...also had one reception for 14 yards...proved his versatility by running, catching and throwing in the game versus Baltimore (12/12)...threw his first career TD pass to Hines Ward, a 21-yarder, to give the Steelers the first score of the game...rushed for 39 yards on 13 carries...also caught four passes for 11 yards...averaged 3.3 yards a carry at Kansas City (12/18)...finished with 63 yards on 19 carries, including a long of 13 yards...also caught one pass for nine yards...had



his most productive game of the season versus Carolina (12/26)...rushed for his second 100-yard game of the season—his 28th as a Steeler and 39th for his career...finished with a 137 yards on 33 carries, both season highs, and a touchdown...also caught a pass for minus-three yards...rushed for 61 yards and one TD on 15 carries, despite suffering a deep thigh bruise against Tennessee (1/2)...averaged 4.1 yards a carry. **1998:** Finished with the lowest rushing totals of his Steelers career in 1998, despite recording his third consecutive 1,000-yard season...ran for 1,185 yards on 316 carries, a 3.8-yard average...also had three TDs (all rushing)...finished with 16 receptions for 90 yards...ranked seventh in the AFC and 12th overall in rushing...carried 23 times for 41 yards in the season-opener versus Baltimore (9/6)...produced a long run of nine yards...caught a five-yard pass...recorded his 32nd career 100-yard game and his 21st as a Steeler against Chicago (9/13)...finished with 131 yards on 21 carries and a touchdown, including a long run of 42 yards...averaged 6.2 yards a carry...had his second sub-100 yard game, rushing for 48 yards on 13 carries versus Miami (9/20)...recorded his 33rd career 100-yard game—his 22nd as a Steeler—in the Seattle game (9/27)...rushed for 138 yards, third-best highest total as a Steeler at the time...averaged 4.9 yards a carry with a long of 23 yards...was well on his way to another 100-yard game before suffering a knee injury in the second quarter in the Cincinnati contest (10/11)...compiled 55 yards on 11 carries for a 5.0-yard average before his injury...was deactivated Sunday because of his knee injury versus Baltimore at home (10/18)...returned from his one-game absence with a stellar performance on Monday Night at Kansas City (10/26)...rushed for 119 yards on 33 carries—the 34th of his career and 23rd as a Steeler...also caught two passes for four yards...gained a season-low 26 yards on 11 carries versus Tennessee (11/1)...also had one reception for six yards...rambled to his fourth 100-yard game, the 35th of his career and the 24th as a Steeler in a Monday Night game versus Green Bay (11/9)...also registered his seventh consecutive 100-yard game on Monday Night football...rushed for 100 yards on 34 carries...also had one reception for 26 yards...was held to 29 yards on 14 carries, his second-lowest total of the year, at Tennessee (11/15)...also had two receptions for 10 yards...finished with 77 yards on 26 carries versus Jacksonville (11/22)...also had one reception for 10 yards...was held to 67 yards on 26 carries, a 2.6-yard average on Thanksgiving Day at Detroit (11/26)...tipped a pass to Will Blackwell who raced untouched for a 15-yard TD...rushed for 48 yards on 12 carries, his fourth straight sub-100 yard rushing performance against New England (12/6)...finished with 63 yards on 17 carries for a 3.7-yard average versus Tampa Bay (12/13)...also had one reception for seven yards...recorded his first 100-yard performance since the Nov. 9 Green Bay contest against Cincinnati (12/20)...finished with 104 yards on 21 carries (5.0 yards a carry)...compiled his highest rushing totals of the season on Monday Night in the season-finale at Jacksonville (12/28), finishing with 139 yards on 26 carries...also caught a season-high four passes for 24 yards. **1997:** Named 1997 Steelers MVP for second consecutive year...became third running back in team history to earn the MVP award and first Steeler since Terry Bradshaw to win the award two years in a row...set a personal mark with 25 rushing attempts in the postseason against New England (1/3) in AFC Divisional round...had a career-high 105 yards in postseason against Denver (1/11) in the AFC Championship game...named to fourth Pro Bowl (second as a Steeler)...finished season with 1,665 yards rushing, just 26 yards shy of a team record for most yards in a single season, set by Barry Foster in 1992...ranked second in the AFC and third in the NFL with 1,665 yards rushing...reached 1,000 yards in just

nine games to become fastest running back in Steelers history to eclipse the mark...became third player in NFL history to score two touchdowns in overtime in the same season, tying Michael Timpson (Philadelphia 1991, '93) and John Jefferson (San Diego 1978, '80)...rushed for season-high 164 yards against Indianapolis...named AFC Offensive Player of the Month for October...had career-best three rushing touchdowns in one game at Arizona (11/30/97) in which he also had 36 rushing attempts, the second-most attempts in a game in team history...finished season with 375 rushing attempts, the second most in one season in team history. **1996:** Earned Steelers MVP and NFL Alumni Running Back of the Year honors, named All-Pro by *College & Pro Football Weekly* and *USA Today*, named AFC All-Conference by *Football Digest*, *Football News*, and United Press International...was the AFC Offensive Player of the Month (November)...selected as a member of All (John) Madden Team...became first NFL back to surpass 1,000 yards in 1996 and finished with a then career-high 1,431 yards...completed the season with 1,553 total yards from scrimmage, 10 100-yard games, 1,431 rushing yards, 320 carries and 11 touchdowns, all of which were second highest single-season marks in team history...had only nine carries in final two games due to an ankle injury, but still had third-best rushing total in NFL...became first running back to have three 100-yard games on Monday Night Football in single season...compiled five consecutive 100-yard games (Weeks 2-6), the most since Franco Harris had six in Weeks 7-12 in 1972...split time with Erric Pegram through first three games...rushed for his first 100-yard game as a Steeler versus Baltimore (9/8), his first 100-yard game since a contest against Atlanta (10/2/94)...also scored first rushing TD since 12/17/94 at Washington...tied third-best game of career with 133 yards on 20 carries following week versus Buffalo (9/16) in first Monday night game of career...added two rushing TDs, including 43-yard score that also was the longest rush since his rookie season...his two TDs were also a career single-game high at the time...added 50-yard TD run versus Rams (11/3), at the time, the longest run by a Steeler since Barry Foster had a 69-yard rush at Green Bay (9/27/92) and the longest rushing TD since Foster's 54-yard rushing TD versus the New York Jets (9/13/92)...gained 102 yards and two TDs in first postseason appearance, but suffered ankle injury that limited him to 43 yards at New England (1/5/97). **1995:** Started 13 games and led Rams in rushing for third consecutive season with 637 yards...became fourth player in team history and first since Eric Dickerson (1983-86) to lead team for three consecutive seasons...missed first game of career with Game 7 ankle injury to break streak of 40 games played...received Rams' game ball after rushing for 83 yards on 20 carries versus New Orleans (9/10)...scored his first rushing TD of season at Carolina (9/17)...gained another 74 yards on 22 carries, including 60 in second half alone two weeks later versus Chicago (9/24)...had game-high 19 carries for 88 yards versus Atlanta (10/12)...left game in third quarter with sprained left foot at Philadelphia (10/29)...missed following game on inactive list at New Orleans (11/5), the first game he missed during career...returned as starter one week later and responded with season-high 91 yards on 21 carries and one TD versus Carolina (11/12)...scored the first TD in the St. Louis Trans World Dome with a one-yard run...produced season-long—and second longest of his career—run of 41 yards...also had a season-high three receptions at Atlanta (11/19)...saw limited action at Buffalo, rushing only once for three yards in second quarter for lowest output of career...scored third TD of season on fourth-down play at Washington (12/17)...had season-high 25 yards receiving, including long of 19 yards versus Miami (12/24)...reported late to training camp in contract dispute (8/4). **1994:** Registered second consecutive 1,000-yard rushing



season by collecting 1,025 yards on 319 carries, finishing fourth in NFC and ninth in NFL...named to NFC Pro Bowl squad for second consecutive year; first Rams running back since Eric Dickerson (1985-96) to earn honor in first two NFL seasons and first Rams player to earn back-to-back honors since tackle Jackie Slater (1988-89)...was one of four offensive players to start every game...was club's first back-to-back 1,000-yard rusher since Greg Bell's 1,212 in 1988 and 1,137 in 1989...was fifth on club in receptions with 31 for career-best 293 yards...finished fifth in the NFC in total yardage with 1,318 yards...gained season-high 132 yards on 35 carries in Rams' 16-0 win at Kansas City (9/25), fourth best effort of career...recorded four straight 100-yard rushing games in Weeks 2 through 5 (9/11-10/2), matching a personal mark set in 1993...was two shy of club record six which Eric Dickerson set in 1984...eclipsed 2,000-yard rushing barrier for career after gaining 65 yards on 22 carries versus Green Bay (10/9)...had season and career-high 34-yard reception in 17-10 win over N.Y. Giants (10/16)...recorded career-high six receptions for 21 yards in Rams' 27-21 victory in Week 10 over Denver (11/6)...scored first two-point conversion in club history in fourth quarter at San Francisco (11/20) and ended with two for the season...caught first career TD pass on three-yard reception in Week 14 versus New Orleans (12/4). **1993:** Received several postseason honors including Associated Press, *Pro Football Weekly*, *The Sporting News*, and Pro Football Writers Association Rookie of Year honors...shared 1993 NFL Rookie of Year award with former Notre Dame teammate and Seattle QB Rick Mirer...finished rookie season with seventh-best rookie rushing total in league history and fourth-highest single-season rushing total in Rams history...also was recipient of Carroll Rosenbloom and Dan Reeves award given to Rams' Most Valuable Player and Rookie of the Year...finished second in NFL in rushing yards (57 yards behind Dallas' Emmitt Smith for rushing title) and third in league in total yards from scrimmage (behind Buffalo's Thurman Thomas and Smith)...became first Rams rookie to rush for more than 1,000 yards since Eric Dickerson ran for 1,808 in 1983...was first Rams rookie to make Pro Bowl since 1985 (P Dale Hatcher) and first running back since 1987 (Charles White)...joined defensive tackle Sean Gilbert to become first Ram to make Pro Bowl since 1990...recorded seven 100-yard games (most by Rams running back since Charles White had seven in 1987), tying Emmitt Smith and Thurman Thomas for league high...registered first 100-yard game of career versus New Orleans (10/3) with 102 yards...became eighth rookie back in NFL history to run for 200 yards in single game with career-high 212-yard performance against Saints (12/12)...was first rookie to accomplish feat since Bo Jackson ran for 221 yards against Seattle in 1987...set Rams' record for most attempts rushing in a single game with 39 carries for 146 yards in season finale against Chicago (1/2/94)...became only second back in 22 games to rush for more than 100 yards against a Dave Wannstedt-coached defense...had five catches for career-high 71 yards against Bears (1/2/94)...registered career-high 217 yards from scrimmage against Chicago (146 rushing, 71 receiving)...was 10th selection in the 1993 NFL Draft.

COLLEGE: Finished college career at Notre Dame with 337 carries for 1,912 yards (5.7 avg.), 27 TDs and 32 receptions for 429 yards (13.4 avg.)...closed college career with 75 yards on 20 carries and two TDs versus Texas A&M in Cotton Bowl.

PERSONAL: Single...played linebacker and running back for McKenzie High...rated top player in state by *Detroit Free Press* and was Gatorade Circle of Champions Michigan Player of Year as senior...was subject of 80 football cards in 1993, the most of any rookie in NFL history...is an avid bowler...has lifetime average of better than

200...was introduced to sports by parents to keep him off the streets...splits off-season home between Detroit, Los Angeles and Pittsburgh...Full name: Jerome Abram Bettis.

BETTIS' GAME-BY-GAME STATISTICS

		RUSHING					RECEIVING				
2002											
Date	Opponent	Rush	Yds.	Avg.	Lg.	TD	Rec.	Yds.	Avg.	Lg.	TD
9/9	at New England	8	35	4.4	16	0	0	0	0.0	—	0
9/15	OAKLAND	10	41	4.1	8	0	1	5	5.0	5	0
9/29	CLEVELAND	14	24	1.7	5	0	0	0	0.0	—	0
10/6	at New Orleans	19	84	4.4	13	1	0	0	0.0	—	0
10/13	at Cincinnati	21	109	5.2	41t	2	0	0	0.0	—	0
10/21	INDIANAPOLIS	11	33	3.0	7	2	1	7	7.0	7	0
10/27	at Baltimore	INACTIVE									
11/3	at Cleveland	INACTIVE									
11/10	ATLANTA	0	0	0.0	—	0	0	0	0.0	—	0
11/17	at Tennessee	4	6	1.5	2	0	0	0	0.0	—	0
11/24	CINCINNATI	22	79	3.6	24t	2	2	27	13.5	15	0
12/1	at Jacksonville	20	86	4.3	13	0	1	11	11.0	11	0
12/8	HOUSTON	14	30	2.1	8	0	0	0	0.0	—	0
12/15	CAROLINA	18	73	4.1	9t	2	1	9	9.0	9	0
12/23	at Tampa Bay	26	66	2.5	5	0	1	-2	-2.0	-2	0
12/29	BALTIMORE	INACTIVE									
SEASON TOTALS		187	666	3.6	41t	9	7	57	8.1	15	0
POSTSEASON											
1/5	CLEVELAND	1	-2	-2.0	-2	0	0	0	0.0	—	0
1/11	at Tennessee	3	6	2.0	4	0	0	0	0.0	—	0
POSTSEASON TOTALS		4	4	1.0	4	0	0	0	0.0	—	0

2001											
Date	Opponent	Rush	Yds.	Avg.	Lg.	TD	Rec.	Yds.	Avg.	Lg.	TD
9/6	at Jacksonville	12	28	2.3	6	0	1	2	2.0	2	0
9/30	at Buffalo	22	114	5.2	30	0	0	0	0.0	—	0
10/7	CINCINNATI	23	153	6.7	48	0	1	7	7.0	7	0
10/14	at Kansas City	19	112	5.9	30	0	1	5	5.0	5	0
10/21	at Tampa Bay	17	143	8.4	48t	1	1	8	8.0	8	0
10/29	TENNESSEE	19	62	3.3	12	2	0	0	0.0	—	0
11/4	BALTIMORE	23	91	4.0	25	0	1	8	8.0	8	0
11/11	at Cleveland	29	163	5.6	27	0	1	0	0.0	—	0
11/18	JACKSONVILLE	21	52	2.5	40	0	0	0	0.0	—	0
11/25	at Tennessee	21	73	3.5	17	0	1	2	2.0	2	0
12/2	MINNESOTA	19	81	4.3	22	1	1	16	16.0	16	0
12/9	N.Y. JETS	INACTIVE									
12/16	at Baltimore	INACTIVE									
12/23	DETROIT	INACTIVE									
12/30	at Cincinnati	INACTIVE									
1/6	CLEVELAND	INACTIVE									
SEASON TOTALS		225	1,072	4.8	48	4	8	48	6.0	16	0
POSTSEASON											
1/20	BALTIMORE	DNP									
1/27	NEW ENGLAND	9	8	0.9	1	4	2	23	11.5	12	0
POSTSEASON TOTALS		9	8	0.9	1	4	2	23	11.5	12	0

BETTIS' GAME-BY-GAME STATISTICS (cont.)

		RUSHING					RECEIVING				
2000											
Date	Opponent	Rush	Yds.	Avg.	Lg.	TD	Rec.	Yds.	Avg.	Lg.	TD
9/3	BALTIMORE	9	8	0.9	4	0	1	7	7.0	7	0
9/17	at Cleveland	24	133	5.5	15	1	0	0	0.0	—	0
9/24	TENNESSEE	19	77	4.1	23	1	3	20	6.7	11	0
10/1	at Jacksonville	28	97	3.5	20	2	0	0	0.0	—	0
10/8	at N.Y. Jets	25	107	4.3	12t	1	0	0	0.0	—	0
10/15	CINCINNATI	29	101	3.5	13	0	0	0	0.0	—	0
10/22	CLEVELAND	33	105	3.2	9	1	0	0	0.0	—	0
10/29	at Baltimore	18	65	3.6	14	0	0	0	0.0	—	0
11/5	at Tennessee	13	42	3.2	7	0	1	12	12.0	12	0
11/12	PHILADELPHIA	30	134	4.7	19	1	2	4	2.0	8	0
11/19	JACKSONVILLE	12	57	4.8	17	0	0	0	0.0	—	0
11/26	at Cincinnati	23	93	4.0	13	1	1	-1	-1.0	-1	0
12/3	OAKLAND	24	128	5.3	30	0	1	13	13.0	13	0
12/10	at N.Y. Giants	17	39	2.3	8	0	1	7	7.0	7	0
12/16	WASHINGTON	25	104	4.2	23	0	1	25	25.0	25	0
12/24	at San Diego	26	51	2.0	9	0	2	10	5.0	7	0
SEASON TOTALS		355	1,341	3.8	30	8	13	97	7.5	25	0

1999											
Date	Opponent	Rush	Yds.	Avg.	Lg.	TD	Rec.	Yds.	Avg.	Lg.	TD
9/12	at Cleveland	18	89	4.9	14	0	1	2	2.0	2	0
9/19	at Baltimore	16	46	2.9	10	0	0	0	0.0	—	0
9/26	SEATTLE	11	39	3.5	20	0	2	9	4.5	6	0
10/3	JACKSONVILLE	20	58	2.9	11	0	4	27	6.8	17	0
10/10	at Buffalo	13	24	1.8	5	1	2	10	5.0	7	0
10/17	at Cincinnati	26	111	4.3	23	2	1	4	4.0	4	0
10/25	ATLANTA	23	80	3.5	14	0	2	14	7.0	9	0
11/7	at San Francisco	18	53	2.9	22t	2	0	0	0.0	0	0
11/14	CLEVELAND	26	99	3.8	8	0	1	7	7.0	7	0
11/21	at Tennessee	14	88	6.3	35	0	0	0	0.0	—	0
11/28	CINCINNATI	22	81	3.7	13	0	1	6	6.0	6	0
12/2	at Jacksonville	12	23	1.9	9	0	1	14	14.0	14	0
12/12	BALTIMORE	13	39	3.0	7	0	4	11	2.8	6	0
12/18	at Kansas City	19	63	3.3	13	0	1	9	9.0	9	0
12/26	CAROLINA	33	137	4.2	13	1	1	-3	-3.0	-3	0
1/2	TENNESSEE	15	61	4.1	26	1	0	0	0.0	—	0
SEASON TOTALS		299	1,091	3.6	35	7	21	110	5.2	17	0

1998											
Date	Opponent	Rush	Yds.	Avg.	Lg.	TD	Rec.	Yds.	Avg.	Lg.	TD
9/6	at Baltimore	23	41	1.8	9	0	1	5	5.0	5	0
9/13	CHICAGO	21	131	6.2	42	1	0	0	0.0	0	0
9/20	at Miami	13	48	3.7	13	0	1	2	2.0	2	0
9/27	SEATTLE	28	138	4.9	23	0	2	-4	-2.0	4	0
10/11	at Cincinnati	11	55	5.0	13	1	0	0	0.0	0	0
10/18	BALTIMORE	INACTIVE/INJURED									
10/26	at Kansas City	33	119	3.6	13	0	2	4	2.0	3	0
11/1	TENNESSEE	11	26	2.4	10	0	1	6	6.0	6	0
11/9	GREEN BAY	34	100	2.9	12	0	1	26	26.0	26	0

PITTSBURGH STEELERS

11/15 at Tennessee	14	29	2.1	5	0	2	10	5.0	6	0
11/22 JACKSONVILLE	26	77	3.0	9	0	1	10	10.0	10	0
11/26 at Detroit	26	67	2.6	12	0	0	0	0.0	0	0
12/6 N. ENGLAND	12	48	4.0	14	0	0	0	0.0	0	0
12/13 at Tampa Bay	17	63	3.7	9	0	1	7	7.0	7	0
12/20 CINCINNATI	21	104	5.0	19	1	0	0	0.0	0	0
12/28 at Jacksonville	26	139	5.3	25	0	4	24	6.0	8	0
SEASON TOTALS	316	1,185	3.8	42	3	16	90	5.6	26	0

1997

Date	Opponent	Att.	Yds.	Avg.	Lg.	TD	No.	Yds.	Avg.	Lg.	TD
8/31 DALLAS	15	63	4.2	9	0	0	0	0.0	—	0	0
9/13 WASHINGTON	27	134	4.9	19	1	1	9	9.0	9	0	0
9/22 at Jacksonville	21	114	5.4	19	0	0	0	0.0	—	0	0
9/28 TENNESSEE	18	74	4.1	18	0	1	39	39.0	39	0	0
10/5 at Baltimore	28	137	4.9	19	0	0	0	0.0	—	0	0
10/12 INDIANAPOLIS	30	164	5.5	34	1	1	14	14.0	14	0	0
10/19 at Cincinnati	34	135	4.0	13	1	0	0	0.0	—	0	0
10/26 JACKSONVILLE	28	99	3.5	19	0	3	35	11.7	17t	1	1
11/3 at Kansas City	17	103	6.1	30	0	2	7	3.5	7	0	0
11/9 BALTIMORE	24	114	4.8	33	1	0	0	0.0	—	0	0
11/16 CINCINNATI	25	101	4.0	15	0	1	-5	—	—	0	0
11/23 at Philadelphia	20	80	4.0	12	0	1	19	19.0	19t	1	1
11/30 at Arizona	36	142	3.9	14	3	2	19	9.5	14	0	0
12/7 DENVER	24	125	5.2	24	0	0	0	0.0	—	0	0
12/13 at New England	28	80	2.9	16	0	4	12	3.0	8	0	0
12/21 at Tennessee	INACTIVE										
SEASON TOTALS	375	1,665	4.4	34	7	15	110	7.3	19t	2	2
POSTSEASON											
1/3 NEW ENGLAND	25	67	2.7	14	0	1	7	7.0	7	0	0
1/11 DENVER	23	105	4.6	16	1	1	3	3.0	3	0	0
POSTSEASON TOTALS	48	172	3.6	16	1	2	10	5.0	7	0	0

1996

Date	Opponent	Att.	Yds.	Avg.	Lg.	TD	No.	Yds.	Avg.	Lg.	TD
9/1 at Jacksonville	14	57	4.1	10	0	2	14	7.0	14	0	0
9/8 BALTIMORE	21	116	5.5	23	1	1	6	6.0	6	0	0
9/16 BUFFALO	20	133	6.7	43 t	2	3	32	10.7	12	0	0
9/29 HOUSTON	29	115	4.0	15	0	1	-6	-	-6	0	0
10/7 at Kansas City	27	103	3.8	15	1	5	40	8.0	16	0	0
10/13 CINCINNATI	28	109	3.9	15	0	0	0	0.0	-	0	0
10/20 at Houston	18	65	3.6	12	0	2	2	1.0	6	0	0
10/27 at Atlanta	26	126	4.8	24	1	2	2	1.0	7	0	0
11/3 ST. LOUIS	19	129	6.8	50 t	2	0	0	0.0	-	0	0
11/10 at Cincinnati	21	111	5.3	27	2	0	0	0.0	-	0	0
11/17 JACKSONVILLE	21	53	2.5	15	1	1	1	1.0	1	0	0
11/25 at Miami	27	119	4.4	14	0	2	28	16.0	15	0	0
12/1 at Baltimore	24	105	4.4	21	0	0	0	0.0	-	0	0
12/8 SAN DIEGO	16	71	4.4	11	0	2	6	3.0	10	0	0
12/15 SAN FRANCISCO	6	9	1.5	4	1	0	0	0.0	-	0	0
12/22 at Carolina	3	10	3.3	9	0	1	-3	-	-3	0	0
SEASON TOTALS	320	1,431	4.5	50 t	11	22	122	5.5	16	0	0
POSTSEASON											
12/29 INDIANAPOLIS	25	102	4.1	18	2	1	4	4.0	4	0	0
1/5 at New England	13	43	3.3	11	0	2	-1	-	2	0	0
POSTSEASON TOTALS	38	145	3.8	18	2	3	3	1.0	4	0	0

		RUSHING					RECEIVING				
1995											
Date	Opponent	No.	Yds.	Avg.	Lg.	TD	No.	Yds.	Avg.	Lg.	TD
9/3	at Green Bay	7	4	0.6	2	0	0	0	0.0	—	0
9/10	NEW ORLEANS	20	83	4.2	16	0	0	0	0.0	—	0
9/17	at Carolina	19	67	3.5	13	1	2	1	0.5	4	0
9/24	CHICAGO	22	74	3.4	14	0	1	12	12.0	12	0
10/1	at Indianapolis	11	31	2.8	9	0	2	10	5.0	8	0
10/12	ATLANTA	19	88	4.6	16	0	1	10	10.0	10	0
10/22	SAN FRANCISCO	11	34	3.1	11	0	2	7	3.5	6	0
10/29	at Philadelphia	10	27	2.7	9	0	1	3	3.0	3	0
11/5	at New Orleans	INACTIVE									
11/12	CAROLINA	26	91	3.5	9	1	1	11	11.0	11	0
11/19	at Atlanta	9	61	6.8	41	0	3	14	4.7	7	0
11/26	at San Francisco	6	20	3.3	15	0	2	7	3.5	4	0
12/3	at NY Jets	8	12	1.5	5	0	0	0	0.0	—	0
12/10	BUFFALO	1	3	3.0	3	0	0	0	0.0	0	0
12/17	WASHINGTON	8	21	2.6	6	1	1	6	6.0	6	0
12/24	MIAMI	6	21	3.5	11	0	2	25	12.5	19	0
SEASON TOTALS		183	637	3.5	41	3	18	106	5.9	19	0

1994											
Date	Opponent	No.	Yds.	Avg.	Lg.	TD	No.	Yds.	Avg.	Lg.	TD
9/4	Arizona	21	52	2.5	13	1	0	0	0.0	—	0
9/11	at Atlanta	24	102	4.3	14	0	2	22	11.0	11	0
9/18	San Francisco	21	104	5.0	19	1	0	0	0.0	—	0
9/25	at Kansas City	35	132	3.8	14	0	2	24	12.0	18	0
10/2	Atlanta	29	117	4.0	11	0	1	6	6.0	6	0
10/9	at Green Bay	22	65	3.0	10	0	1	10	10.0	10	0
10/16	N.Y. Giants	30	88	2.9	9	0	3	62	20.7	34	0
10/23	at New Orleans	18	63	3.5	18	0	1	9	9.0	9	0
11/6	Denver	33	91	2.8	9	1	6	21	3.5	9	0
11/13	L.A. Raiders	10	13	1.3	7	0	2	26	13.0	19	0
11/20	at San Francisco	15	29	1.9	5*	0	3	43	14.3	20	0
11/27	at San Diego	10	38	3.8	12	0	1	3	3.0	3	0
12/4	New Orleans	15	53	3.5	12*	0	3	13	4.3	6	1
12/11	at Tampa Bay	13	23	1.8	9	0	2	16	8.0	12	0
12/18	at Chicago	8	7	0.9	4	0	1	12	12.0	12	0
12/24	Washington	15	48	3.2	11	0	3	26	8.7	11	0
SEASON TOTALS		319	1,025	3.2	19	3	21	293	9.5	34	1

1993											
Date	Opponent	No.	Yds.	Avg.	Lg.	TD	No.	Yds.	Avg.	Lg.	TD
9/5	at Green Bay	5	24	4.8	7	0	1	6	6.0	6	0
9/12	Pittsburgh	16	76	4.8	29 t	1	1	-4	-4.0	0	0
9/19	at N.Y. Giants	9	33	3.7	8	0	1	1	1.0	1	0
9/26	at Houston	11	25	2.3	5	1	1	11	11.0	11	0
10/3	New Orleans	22	102	4.6	18	0	0	0	0.0	0	0
10/14	at Atlanta	19	85	4.5	20	1	3	53	17.7	27	0
10/24	Detroit	23	113	4.9	16	0	0	0	0.0	0	0
10/31	at San Francisco	21	72	3.4	11	1	1	8	8.0	8	0
11/14	Atlanta	11	27	2.5	4	0	2	10	5.0	5	0
11/21	Washington	16	86	5.4	16	0	4	44	11.0	19	0
11/28	San Francisco	18	133	7.4	41	0	2	17	8.5	17	0
12/5	at Phoenix	16	115	7.2	21	0	1	4	4.0	4	0
12/12	New Orleans	28	212	7.6	71 t	1	0	0	0.0	0	0
12/19	at Cincinnati	24	124	5.2	19	0	2	11	5.5	9	0
12/26	Cleveland	16	56	3.5	17	1	2	12	6.0	9	0
1/2/95	Chicago	39	146	3.7	14	1	5	71	14.0	28	0
SEASON TOTALS		294	1,429	4.9	71 t	7	26	244	9.4	28	0

Bettis' Career Single-Game Highs

Regular Season

Yards Rushing- 212 (12/12/93 at New Orleans)
 Rushing Attempts- 39 (1/2/94 vs. Chicago)
 Longest Run- 71t (12/12/93 at New Orleans)
 TDs Rushing- 3 (11/30/97 at Arizona)
 100-yard Games- 52 (41 as a Steeler)
 Receptions- 6 (11/6/94 vs. Denver)
 Yards Receiving- 71 (1/2/94 vs. Chicago)
 Longest Reception- 34 (10/16/94 vs. N.Y. Giants)

Postseason

Yards Rushing- 105 (1/11/98 vs. Denver)
 Rushing Attempts- 25 (1/3/98 vs. N. England,
 12/29/96 vs. Indianapolis)
 Longest Run- 18 (12/29/96 vs. Indianapolis)
 TDs Rushing- 2 (12/29/96 vs. Indianapolis)
 100-yard Games- 1 (Last 1/11/98 vs. Denver)
 Receptions- 2 (1/5/97 vs. New England)
 Yards Receiving- 7 (1/3/98 vs. New England)
 Longest Reception- 7 (1/3/98 vs. New England)

STEELERS 1,000-YARD RUSHERS BY YARDS GAINED

Name	Year	Att.	Yards	Name	Year	Att.	Yards
1. Barry Foster	1992	390	1,690	9. John Henry Johnson	1962	251	1,141
2. Jerome Bettis	1997	375	1,665	10. Franco Harris	1976	289	1,128
3. Jerome Bettis	1996	320	1,431	11. Jerome Bettis	1999	299	1,091
4. Jerome Bettis	2000	355	1,341	12. Jerome Bettis	2001	225	1,072
5. Franco Harris	1975	262	1,246	14. Franco Harris	1978	310	1,082
6. Franco Harris	1979	261	1,186	15. Franco Harris	1972	188	1,055
7. Jerome Bettis	1998	316	1,185	16. John Henry Johnson	1964	235	1,048
8. Franco Harris	1977	300	1,162	17. Rocky Bleier	1976	220	1,036
9. John Henry Johnson	1962	251	1,141	18. Franco Harris	1983	279	1,007

BETTIS' CAREER STATISTICS

Regular Season

RUSHING	No.	Yds.	Avg.	LG	TD	RECEIVING	No.	Yds.	Avg.	LG	TD
1993 L.A.Rams (NFC)	294*	1,429*	4.9	71t	7	1993 L.A.Rams (NFC)	26	44	9.4	28	0
1994 L.A.Rams (NFC)	319*	1,025*	3.2	19	3	1994 L.A.Rams (NFC)	31	293	9.5	34	1
1995 St.L. Rams (NFC)	183*	637*	3.5	41	3	1995 St.L. Rams (NFC)	18	106	5.9	19	0
1996 Pittsburgh (AFC)	320*	1,431*	4.5	50t	11	1996 Pittsburgh (AFC)	22	122	5.5	16	0
1997 Pittsburgh (AFC)	375*	1,665*	4.4	34	7	1997 Pittsburgh (AFC)	15	110	7.3	19t	2
1998 Pittsburgh (AFC)	316*	1,185*	3.8	42	3	1998 Pittsburgh (AFC)	16	90	5.6	26	0
1999 Pittsburgh (AFC)	299*	1,091*	3.6	35	7	1999 Pittsburgh (AFC)	21	110	5.2	17	0
2000 Pittsburgh (AFC)	355*	1,341*	3.8	30	8	2000 Pittsburgh (AFC)	13	97	7.8	13	0
2001 Pittsburgh (AFC)	225	1,072*	4.8	48	4	2001 Pittsburgh (AFC)	8	48	6.0	16	0
2002 Pittsburgh (AFC)	187	666	3.6	41t	9*	2002 Pittsburgh (AFC)	7	57	8.1	15	0
NFL Totals (10 years)	2,894	11,542	4.0	71t	63	NFL Totals (10 years)	178	1,277	7.2	34	3
Steelers Totals (7 years)	2,077	8,451	4.1	50t	49	Steelers Totals (7 years)	102	629	6.2	26	2

Postseason

RUSHING	No.	Yds.	Avg.	LG	TD	RECEIVING	No.	Yds.	Avg.	LG	TD
1996 Pittsburgh (AFC)	38	145	3.8	18	2	1996 Pittsburgh (AFC)	3	3	1.0	4	0
1997 Pittsburgh (AFC)	48	172	3.6	16	1	1997 Pittsburgh (AFC)	2	10	5.0	7	0
2001 Pittsburgh (AFC)	9	8	0.9	4	1	2001 Pittsburgh (AFC)	2	23	11.5	12	0
2002 Pittsburgh (AFC)	4	4	1.0	4	0	2002 Pittsburgh (AFC)	0	0	0.0	—	0
NFL Totals (4 years)	99	329	3.3	18	4	NFL Totals (4 years)	7	36	5.1	12	0

*Team Leader



TOP 10 NFL CAREER RUSHING LEADERS

Player	Exp.	Att.	Yds.	Avg.	Lg.	TD
1. Emmitt Smith	13	4,052	17,162	4.2	75	153
2. Walter Payton	13	3,838	16,726	4.4	76	110
3. Barry Sanders	10	3,062	15,269	5.0	85	99
4. Eric Dickerson	11	2,996	13,259	4.4	85	90
5. Tony Dorsett	12	2,936	12,739	4.3	99	77
6. Jim Brown	9	2,359	12,312	5.2	80	106
7. Marcus Allen	16	3,022	12,243	4.1	61	123
8. Franco Harris	13	2,949	12,120	4.1	75	91
9. Thurman Thomas	13	2,877	12,074	4.2	80	65
10. Jerome Bettis	10	2,873	11,542	4.0	71	62

NFL ACTIVE CAREER RUSHING LEADERS

Name	Years	Att.	Yards	TDs	Name	Years	Att.	Yards	TDs
1. Emmitt Smith, Dal.	13	4,052	17,162	153	4. Curtis Martin, N.Y.J.	8	2,604	10,361	71
2. Jerome Bettis, Pit.	10	2,873	11,542	62	5. Eddie George, Ten.	7	2,421	8,978	59
3. Marshall Faulk, St.L.	9	2,367	10,395	87					

Jerome Bettis All-Time vs. The NFL

Team	Games	Attempts	Yards	Averages/Game	TD
Arizona	3	73	309	24.3/103.0	4
Atlanta	9	160	686	17.7/76.2	2
Baltimore	11	199	762	18.1/69.3	2
Buffalo	4	56	274	14/68.5	3
Carolina	5	103	378	20.6/75.6	3
Chicago	4	90	358	22.5/89.5	2
Cincinnati	14	330	1,466	23.5/104.7	12
Cleveland#	8	146	627	18.3/78.4	3
Dallas	1	15	63	15.0/63.0	0
Denver#	3	80	321	26.6/107.0	2
Detroit	2	49	180	24.5/90.0	0
Green Bay	4	68	193	17.0/48.3	0
Houston	1	14	30	14.0/30.0	0
Indianapolis#	4	77	330	19.3/82.5	5
Jacksonville	13	261	940	20.0/72.3	3
Kansas City	6	150	632	25.0/105.3	1
Miami	3	38	188	12.6/62.6	0
New England#	6	95	281	15.8/46.8	1
New Orleans	6	122	594	20.3/99.0	2
N.Y. Giants	3	56	160	18.6/53.3	0
N.Y. Jets	2	33	119	16.5/59.5	0
Oakland	3	20	182	6.6/60.6	0
Philadelphia	3	60	241	20.0/80.3	1
Pittsburgh	1	16	76	16.0/76.0	1
St. Louis	1	19	129	19.0/129.0	2
San Diego	3	52	160	17.3/53.3	0
San Francisco	8	116	454	14.5/56.8	5
Seattle	2	39	177	19.5/88.5	0
Tampa Bay	4	73	295	18.3/73.8	1
Tennessee#	14	209	744	14.9/53.1	4
Washington	5	91	393	18.2/78.6	2

- Includes Playoffs

87 MARK BRUENER

TIGHT END



HEIGHT-6-4

WEIGHT-260

COLLEGE-Washington

BIRTHDATE-Sept. 16, 1972

BIRTHPLACE-Olympia, Wash.

HOW ACQUIRED-Draft (1st in 1995)

NFL EXPERIENCE-9th Year

GAMES PLAYED-STARTED/POSTSEASON-'95 (16-12/3-3), '96 (12-12/0-0), '97 (16-16/2-2), '98 (16-16/0-0), '99 (14-14/0-0), '00 (16-16/0-0), '01 (9-9/0-0), '02 (12-12/0-0)

CAREER TOTALS: 111-107 (5-5)

PRO: Is one of the most consistent tight ends in the NFL...is a dominant blocker with excellent receiving skills...is the consummate team player and a leader in the locker room...was re-signed to a four-year contract March 7, 2002...considered one of the best blocking tight ends in the NFL...had surgery performed on his right knee Dec. 3, 2002...should be fully recovered by training camp. **2002:** Was placed on the reserved/injured list (12/3) for the second consecutive year after knee surgery...had 13 receptions for 66 yards and one TD prior to his injury...caught four passes for 25 yards in season-opener at New England (9/9), the second-most receptions of his career...caught one pass for 10 yards versus Oakland (9/15)...had one reception for minus-two yards versus Cleveland (9/15)...caught three passes for 12 yards at New Orleans (10/6), giving him nine catches already after four games...was instrumental in Jerome Bettis' first 100-yard game of the season at Cincinnati (10/13) and the offense's 211-yard rushing performance, the first 200-plus effort of the season...had one reception for eight yards versus Indianapolis (10/21)...caught one pass for four yards at Baltimore (10/27)...scored his first TD reception since Dec. 3, 2000 versus Oakland at Cleveland (11/3)...helped paved the way for the Amos Zereoue's 100-yard rushing performance, the second by a Steeler...helped pave the way for the Steelers' second-consecutive 100-yard performance by Amos Zereoue and 182 yards rushing versus Atlanta (11/10)...had a critical holding penalty in overtime that nullified a big gain by Zereoue. 11/17 at Tennessee: Had one catch for eight yards at Tennessee (11/17)...helped the Steelers compile more than 200 rushing yards for the second time this season at Jacksonville (12/1)...suffered a knee injury in the fourth quarter and did not return. **2001:** Was having another All-Pro-caliber season and was instrumental in the Steelers number-one rushing offense until suffering a season-ending shoulder injury in the Nov. 18 Jacksonville game...was placed on reserved/injured list Nov. 21 after having surgery that morning...finished with 12 receptions for 98 yards...caught two passes for four yards at Jacksonville (9/9)...was held without a reception at Buffalo (9/30) but played a role in the running game that produced 170 total yards...caught one pass for 15 yards versus Cincinnati (10/7)...helped pave the way for Jerome Bettis' 153 yards rushing, his second 100-yard rushing performance...was integral part of the Steelers running attack that produced more than 200 yards for the second straight week and helped pave the way for



Jerome Bettis' third straight 100-yard performance at Kansas City (10/14)...also caught one pass for six yards...played a key role in the Steelers' potent rushing attack at Tampa Bay (10/21) and helped pave the way for Jerome Bettis' fourth straight 100-yard game...also had one reception for two yards...had three catches for 36 yards versus Tennessee (10/29), including a long of 21...had two key receptions on the Steelers' first scoring drive to open the game...had one reception for 18 yards versus Baltimore (11/4)...caught one pass for three yards at Cleveland (11/11)...played a key role in the Steelers fourth 200-yard rushing performance of the season and Jerome Bettis' fifth 100-yard game...was off to a big day versus Jacksonville (11/18), before leaving the game in the first half because of a shoulder injury...finished with two catches for 14 yards, including a long of nine yards. **2000:** Produced a solid season...finished with 17 catches for 192 yards and three TDs, his highest touchdown output in two seasons...averaged 11.3 yards a catch...had a solid day as a blocker vs. Baltimore (9/3)...also caught two passes for 27 yards, including a 22-yarder...had one catch for five yards at Cleveland (9/17)...caught one pass for four yards vs. Tennessee (9/24)...had one catch for five yards before leaving the game with a mild concussion in Jacksonville (10/1)...was instrumental in the Steelers potent rushing attack that produced another 100-yard performance by Jerome Bettis at the N.Y. Jets (10/8)...also caught one pass for seven yards for a key third-down conversion in the third quarter...extended his streak of consecutive games—in which he has played—with a reception to six games with one reception for five yards versus Cincinnati (10/15)...had his streak of consecutive games with a catch end at six versus Cleveland (10/22)...just missed extending the streak but was unable to hold onto a long pass from Kent Graham in the first quarter...helped pave the way for Jerome Bettis' third consecutive 100-yard game...caught one pass for 11 yards at Baltimore (10/29)...scored his first TD in nearly two years—since Nov. 22, 1998—at Tennessee (11/5)...made a nifty run on a pass from Kordell Stewart, racing 20 yards after the catch for the score...helped pave the way for Jerome Bettis' fifth 100-yard performance of the season versus Philadelphia (11/12)...caught one pass for eight yards versus Jacksonville (11/19)...caught two passes, including his second TD of the season, at Cincinnati (11/26)...had an 11-yard TD catch and run and a long reception of 14 yards...scored a touchdown for the second consecutive game versus Oakland (12/3)...scored on a six-yard pass on which he carried a Raider defender into the end zone...finished with two catches for 11 yards...was held without a reception for the first time in four games at N.Y. Giants (12/10)...caught one pass for 21 yards versus Washington (12/16)...caught two passes for 33 yards, an average of 16.5 yards a catch, at San Diego (12/24)...had a long of 19 yards. **1999:** Finished with 18 receptions for 176 yards before missing the final two games of the season because of a mid-foot sprain...suffered the injury early in the Dec. 18 Kansas City game...averaged 9.8 yards a catch with a long of 29 yards...had another strong preseason...had one reception for five yards but has been a dominating blocker in the Steelers run offense...was a major force in the Steelers run offense that produced 213 yards in the season-opener at Cleveland (9/12)...had his first multiple-catch game of the season at Baltimore (9/19)...finished with two receptions for four yards...had a season-high three receptions to that point of the season for 25 yards, including a long of 14 yards versus Seattle (9/19)...caught one pass for five yards versus Jacksonville (10/3)...extended his string of consecutive games with a reception to four at Buffalo (10/10)...had one catch for five yards...helped pave the way for Jerome Bettis' first 100-yard rushing performance of the season at Cincinnati (10/

17)...had his string of four consecutive games with a reception end...caught one pass for no gain at San Francisco (11/7)...had his most receptions in a game since the third week of the season versus Cleveland (11/13)...finished with two receptions for 20 yards...was forced from the game in the second quarter after receiving a fierce hit by two Tennessee defenders while attempting to catch a pass at Tennessee (11/21)...suffered a mild concussion and missed the entire second half...established a new career single-game high for receiving yardage in a game versus Cincinnati (11/28)...finished with two catches for 51 yards, including a 29-yard completion...had multiple receptions for the third time in four games against Jacksonville (12/2)...finished with three catches for 27 yards, including a long of 18 yards...caught multiple passes for the third consecutive game versus Baltimore (12/12)...caught two passes for 33 yards, including a long of 24...had one catch for six yards at Kansas City (12/18)...suffered a severely sprained right foot and had to leave the game...did not play in the final two games against Carolina (12/26) or Tennessee (1/2) because of his foot injury. **1998:** Collected his second-highest reception total of his career, catching 19 passes for 157 yards...started all 16 games...averaged 8.3 yards a reception and had two TDs...finished the preseason with four receptions for 18 yards and one TD...caught a seven-yard pass in the season opener at Baltimore (9/6)...caught three passes for 38 yards in the season home-opener against Chicago (9/13)...played a key role in the offense producing a season-high 386 yards at Cincinnati (10/11)...caught his first pass in nearly a month, a three-yard pass from Kordell Stewart in the first series of the Baltimore game (10/18)...had a season-high three receptions for 19 yards versus Tennessee (11/1)...made his biggest catch of the day on Green Bay's onside kick after cutting the Steelers' lead to 27-20 late in the fourth quarter (11/9)...had another solid day blocking, helping pave the way for Jerome Bettis' 100-yard rushing performance...caught his first TD reception of the season on an acrobatic 10-yard play early in the second quarter at Tennessee (11/15)...finished the game with two receptions for 18 yards...had another big game receiving and blocking versus Jacksonville (11/22)...caught two passes for 14 yards, including a dandy nine-yard TD reception on which he leaped high over a Jaguar defender and collected the ball while lying flat on his back, giving the Steelers a 23-7 lead early in the fourth quarter...finished with three catches, tying his season high for receptions, for 29 yards against New England (12/6)...had his most receptions in three weeks at Jacksonville on Monday Night (12/28), finishing with three catches for 22 yards. **1997:** Played and started in all 16 games for the Steelers...also started in both AFC playoff games...finished the season with 18 receptions for 117 yards, a 6.5 yard-per-catch average...scored a career-high six TDs, finishing as the Steelers fifth-leading scorer...caught a career-high tying five receptions for a career-high 43 yards versus New England (12/13)...scored the game-tying TD in that game on a one-yard reception with 38 seconds left to send the game into overtime...also had five games in which he had two catches...had one catch for 16 yards against Denver in the AFC Championship game (1/11). **1996:** Added size and strength in second season to become all-around contributor...made two receptions in opener at Jacksonville (9/1)...added two catches versus Baltimore (9/8)...had season-high three catches versus Houston (9/29) for 29 yards...caught two-point conversion pass at Kansas City (10/7) to give Steelers a touchdown advantage over Chiefs...made two more receptions at Atlanta (10/27)...suffered season-ending knee injury at Miami (11/25), after making career-long 36-yard grab on a second-quarter TD drive (tackle was made by Dolphins rookie safety Shawn Wooden)...had surgery Nov. 28 and placed on reserve/injured list...missed

final four games of season, after starting first 12 games ... **1995:** Was one of six rookies to make 53-man roster and one of only three rookies to play every game...played every game and made 12 starts....led team with two catches (first of career) for 24 yards in Game 2 at Houston (9/10)...also scored first career TD in that game on a 15-yarder from Mike Tomczak...made first start in two-tight end set at Miami (9/18)...added two more grabs and a kick return for 10 yards versus Minnesota (9/24)...earned starting assignment in Game 6 at Jacksonville (10/8) and remained starter for rest of season...had four receptions for 32 yards at Cincinnati (11/19)...set a career high of five receptions for 34 yards and second TD at Cleveland (11/26)...also had second kick return for nine yards...scored third TD versus Houston (12/3) to give Steelers 14-7 halftime lead...started every postseason game...started Super Bowl XXX versus Dallas (1/28)...drafted 27th overall, the second tight end behind Kyle Brady.

COLLEGE: Finished career as Washington's school-record holder for catches by a tight end with 90 and ranked eighth overall...totaled 1,012 receiving yards to rank third on school receiving yardage list for a tight end...started every game as a senior and finished second on team with 34 receptions for 331 yards and one TD...earned first-team All-America honors by Newspaper Enterprise Association as junior, adding second-team honors from UPI...also was named to PAC 10 All-Conference squad, becoming first junior to lead team in receptions since 1972...had 30 grabs for 414 yards and three TDs...recorded his first 100-yard game and first career TD in 31-14 victory against Stanford...selected third-team All-America by *Football News* during sophomore campaign...started every game and caught 21 passes for 210 yards...earned player of the game honors three times...played in every game as a freshman, mostly on special teams and as a backup tight end...building construction major.

PERSONAL: Married (Traci) in June of 1996...has two daughters Allie (3/9/98) and Chloe (9/2/99) and a son Carson (6/5/01)...lives in Pittsburgh...was voted the Steelers 1998 Sprint Man of the Year for his dedication to community service...was an All-State selection and Black Hills League Player of Year at Aberdeen (Wash.) High...played tight end and linebacker...caught 24 passes for 424 yards and six TDs as a senior...recorded 75 tackles, including 10 sacks...also lettered in track...finished fifth in state Class AA meet in javelin (184-4)...completed degree in economics while wife Traci earned a masters degree from the University of Pittsburgh School of Social Work (spring, 1998)...is a board member of the Western PA Caring Foundation for Children...co-chariman of Hoge-Bruener-Ward Golf Classic and Caring Team...conducted motivational speeches for Blue Cross/Blue Shield Highmark and served as spokesman for Multiple Sclerosis...Full name: Mark Frederick Bruener.

Bruener's Career Single-Game Highs

Regular Season

Receptions- 5 (12/13/97 at N. England; 11/26/96 at Cleveland)

Yards Receiving- 51 (11/28/99 vs. Cincinnati)

Longest Reception- 301 (11/5/00 vs. Tennessee)

Postseason

Receptions- 1 (1/11/98 vs. Denver; 1/14/96 vs. Indianapolis)

Yards Receiving- 16 (1/11/98 vs. Denver)

Longest Reception- 16 (1/11/98 vs. Denver)

BRUENER'S GAME-BY-GAME STATISTICS**RECEIVING****2002**

<u>Date</u>	<u>Opponent</u>	<u>No.</u>	<u>Yds.</u>	<u>Avg.</u>	<u>Lg.</u>	<u>TD</u>
9/9	at Jacksonville	2	4	2.0	3	0
9/9	at New England	4	25	6.3	8	0
9/15	OAKLAND	1	10	10.0	10	0
9/29	CLEVELAND	1	-2	-2.0	-2	0
10/6	at New Orleans	3	12	4.0	7	0
10/13	at Cincinnati	0	0	0.0	—	0
10/21	INDIANAPOLIS	1	8	8.0	8	0
10/27	at Baltimore	1	4	4.0	4	0
11/3	at Cleveland	1	1	1.0	1†	1
11/10	ATLANTA	0	0	0.0	—	0
11/17	at Tennessee	1	8	8.0	8	0
11/24	CINCINNATI	0	0	0.0	—	0
12/1	at Jacksonville	0	0	0.0	—	0
SEASON TOTALS		13	66	5.1	10	1

2001

<u>Date</u>	<u>Opponent</u>	<u>No.</u>	<u>Yds.</u>	<u>Avg.</u>	<u>Lg.</u>	<u>TD</u>
9/9	at Jacksonville	2	4	2.0	3	0
9/30	at Buffalo	0	0	0.0	—	0
10/7	CINCINNATI	1	15	15.0	15	0
10/14	at Kansas City	1	6	6.0	6	0
10/21	at Tampa Bay	1	2	2.0	2	0
10/29	TENNESSEE	3	36	12.0	21	0
11/4	BALTIMORE	1	18	18.0	18	0
11/11	at Cleveland	1	3	3.0	3	0
11/18	JACKSONVILLE	2	14	7.0	9	0
SEASON TOTALS		12	98	8.2	21	0

2000

<u>Date</u>	<u>Opponent</u>	<u>No.</u>	<u>Yds.</u>	<u>Avg.</u>	<u>Lg.</u>	<u>TD</u>
9/3	BALTIMORE	2	27	13.5	22	0
9/17	at Cleveland	1	5	5.0	5	0
9/24	TENNESSEE	1	4	4.0	4	0
10/1	at Jacksonville	1	5	5.0	5	0
10/8	at N.Y. Jets	1	7	7.0	7	0
10/15	CINCINNATI	1	5	5.0	5	0
10/22	CLEVELAND	0	0	0.0	—	0
10/29	at Baltimore	1	11	11.0	11	0
11/5	at Tennessee	1	30	30.0	30†	1
11/12	PHILADELPHIA	0	0	0.0	—	0
11/19	JACKSONVILLE	1	8	8.0	8	0
11/26	at Cincinnati	2	25	12.5	14	1
12/3	OAKLAND	2	11	5.5	6†	1
12/10	at N.Y. Giants	0	0	0.0	—	0
12/16	WASHINGTON	1	21	21.0	21	0
12/24	at San Diego	2	33	16.5	19	0
SEASON TOTALS		17	192	11.3	30†	3

1999

Date	Opponent	No.	Yds.	Avg.	Lg.	TD
9/12	at Cleveland	0	0	0.0	—	0
9/19	at Baltimore	2	4	2.0	3	0
9/26	SEATTLE	3	25	8.3	14	0
10/3	JACKSONVILLE	1	5	5.0	5	0
10/10	at Buffalo	1	5	5.0	5	0
10/17	at Cincinnati	0	0	0.0	—	0
10/25	ATLANTA	0	0	0.0	—	0
11/7	at San Francisco	1	0	0.0	—	0
11/14	CLEVELAND	2	20	10.0	12	0
11/21	at Tennessee	0	0	0.0	—	0
11/28	CINCINNATI	2	51	25.5	29	0
12/2	at Jacksonville	3	27	9.0	18	0
12/12	BALTIMORE	2	33	16.5	24	0
12/18	at Kansas City	1	6	6.0	6	0
12/26	CAROLINA	injured/did not play				
1/2	TENNESSEE	injured/did not play				
SEASON TOTALS		18	176	9.8	29	0

1998

Date	Opponent	No.	Yds.	Avg.	Lg.	TD
9/6	at Baltimore	1	7	7.0	7	0
9/13	CHICAGO	3	38	12.7	20	0
9/20	at Miami	0	0	0.0	—	0
9/27	SEATTLE	0	0	0.0	—	0
10/11	at Cincinnati	0	0	0.0	—	0
10/18	BALTIMORE	1	3	3.0	3	0
10/26	at Kansas City	0	0	0.0	—	0
11/1	TENNESSEE	3	19	6.3	7	0
11/9	GREEN BAY	0	0	0.0	—	0
11/15	at Tennessee	2	18	9.0	10t	1
11/22	JACKSONVILLE	2	14	7.0	9t	1
11/26	at Detroit	0	0	0.0	—	0
12/6	NEW ENGLAND	3	29	9.7	17	0
12/13	at Tampa Bay	1	7	7.0	7	0
12/20	CINCINNATI	0	0	0.0	—	0
12/28	at Jacksonville	3	22	7.3	9	0
SEASON TOTALS		19	157	8.3	20	2

BRUENER'S CAREER STATISTICS

Regular Season

RECEIVING	No.	Yds.	Avg.	LG	TD
1995 Pittsburgh (AFC)	26	238	9.2	29	3
1996 Pittsburgh (AFC)	12	141	11.8	36	0
1997 Pittsburgh (AFC)	18	117	6.5	18t	6
1998 Pittsburgh (AFC)	19	157	8.3	20	2
1999 Pittsburgh (AFC)	18	176	9.8	29	0
2000 Pittsburgh (AFC)	17	192	11.3	30t	3
2001 Pittsburgh (AFC)	12	98	8.2	21	0
2002 Pittsburgh (AFC)	13	66	5.1	10	1
NFL Totals (8 years)	132	1,173	8.9	36	15

Postseason

RECEIVING	No.	Yds.	Avg.	LG	TD
1995 Pittsburgh (AFC)	1	6	6.0	6	0
1996 Pittsburgh (AFC)	Reserve Injured				
1997 Pittsburgh (AFC)	1	16	16.0	16	0
NFL Total (3 years)	2	22	11.0	16	0

60 JOSH BURR

TACKLE



HEIGHT– 6-9
WEIGHT– 320
COLLEGE– South Dakota
BIRTHDATE– Sept. 8, 1976
BIRTHPLACE– Dubuque, Iowa
HOW ACQUIRED– FA '02
NFL EXPERIENCE– 1st Year
GAMES PLAYED-STARTED/POSTSEASON– '02 (ps)
CAREER TOTALS: 0-0 (0-0)

PRO: Is a mammoth offensive lineman with excellent potential...spent the entire 2002 season on the team's practice squad.

COLLEGE: Was a team captain in 2001...was one of South Dakota's top offensive linemen during his final three seasons...was selected to play in the 2002 Cactus Bowl (NCAA Division II All-Star game)...transferred from the University of Iowa in 1999...was honorable mention All-North Central Conference selection in 2000...earned second-team All-NCC honors as a sophomore...was named USD Offensive MVP against North Dakota during his sophomore season...majored in mathematics.

PERSONAL: Was a defensive standout for Lancaster (Wisc.) High School...was a three-year starter at defensive end...led team to a 9-2 record and a conference title as a senior...registered 55 tackles (24 solo), nine tackles for losses, four sacks and one fumble recovery...led Lancaster to the state championship as a junior...had 20 tackles, 38 assists, eight tackles for losses, three quarterback sacks and one blocked kick...was a two-time all-Southwest Athletic League selection...is the son of Allan and Pam Burr...Full name: Josh Burr.



80

PLAXICO BURRESS

WIDE RECEIVER



HEIGHT—6-5

WEIGHT—226

COLLEGE—Michigan State

BIRTHDATE—August 12, 1977

BIRTHPLACE—Norfolk, Va.

HOW ACQUIRED—D1-'00 (#8)

NFL EXPERIENCE—4th Year

GAMES PLAYED-STARTED/POSTSEASON—'00 (12-8/0-0),

'01 (16-16/2-2), '02 (16-16/2-2)

CAREER TOTALS: 28-24 (2-2)

PRO: Is a superb athlete who possesses great height, long arms and explosive acceleration...was a first-round draft selection of the Steelers in 2000, the eighth overall pick...is an imposing physical specimen for a receiver, whose size can overmatch defensive backs...has blossomed into a top receiver in the NFL, topping 1,000 receiving yards the past two seasons. **2002:** Had another outstanding season, topping the 1,000-receiving yard mark for the second straight year and finishing with a career-high 1,325 yards on 78 receptions, which were also a career high...led the team with a 17.0-yards per reception average...was held to just one reception for 11 yards in season-opener at New England (9/9)...caught one pass for 10 yards versus Oakland (9/15)...committed a turnover late in the game when he fumbled after a reception as the Steelers were marching for a score...had his most productive day of the early season versus Cleveland (9/29)...finished with seven catches for 84 yards (12.0 average) and one TD...finished with four receptions for 59 yards and a team-leading 14.8 yards a catch at New Orleans (10/6)...scored his second TD—and second in as many games—of the season...had another big game at Cincinnati (10/13)...tied a career-high with a career-high eight receptions for 149 yards, his third-most receiving yards in a game...averaged an impressive 18.6 yards a reception, including a 36-yarder on the second play of the game...led the team with six receptions for 79 yards versus Indianapolis (10/21), including a long of 18...was off to a fast start scoring two TDs in the first half at Baltimore (10/27), only the second time in his career he had multiple touchdowns...was ejected for his involvement in a scuffle with Ravens cornerback James Trapp...finished with five receptions for 55 yards and two TDs...finished with four catches for 69 yards and a team-leading 17.3 yards a catch at Cleveland (11/3)...had a monstrous, record-setting day versus Atlanta (11/10)...finished with nine receptions for a team-record 253 yards and two TDs...had four receptions of more than 30 yards, including a 62-yard TD and a 50-yard catch off a Hail Mary pass that fell one-yard short of the game-winning TD in overtime...finished with four receptions for 41 yards at Tennessee (11/17), a 10.3 average...had four receptions for 38 yards and a 9.5-yard average versus Cincinnati (11/24)...started the Steelers offense off to fast start with his 54-yard catch-and-run on the second play of the game at Jacksonville (12/1)...finished with five receptions for 95 yards, a 19-yard average...had one of his toughest days, dropping several passes...still caught six passes for 83 yards, including a long of

19 yards...surpassed a 1,000 yards receiving for the second straight year and eclipsed his career-high for receiving yards in the season...rebounded from his tough day the previous week with six receptions for a team-high 120 yards and one TD versus Carolina (12/15)...averaged 20 yards a catch, including a long of 47 on which he made a great adjustment to come back to the ball for the catch...also made a TD-saving tackle 64 yards down the field on a interception that resulted after he slipped...set a new single-season high for receptions (66 was his previous high) on his third catch...also set a new mark for TD receptions in a season with his seventh, surpassing his total of six set last year...started off the game strongly on the receiving end of a 41-yard pass from Tommy Maddox at Tampa Bay (12/23)...finished with five receptions for 127 yards, his fourth—second straight—100-yard receiving performance of the season...led the team with 52 receiving yards on three receptions for a 17.3-yard average versus Baltimore (12/29)...joined Hines Ward to become the Steelers first receiving tandem to compile 100 or more receiving yards in a postseason game—since Jan. 21, 1979 when John Stallworth and Lynn Swann achieved that in Super Bowl XII—in Wild Card game versus Cleveland (1/5)...finished with 100 yards on six catches and one TD...overcame an extremely sore hip from a fall in the first half to finished the game in Divisional Playoff game at Tennessee (1/11)...had two receptions for 62 yards, including a long of 40...led the team in the postseason with a 20.3 yard-per-catch average. **2001:** Had an outstanding season, topping the 1,000-yard receiving mark for the first time in his career...finished with a season-high 1,008 receiving yards (66 receptions)...led the team during the postseason with 10 receptions for 151 yards and one TD...had a remarkable rebound from his disappointing rookie campaign in which he missed the last four games of the season following wrist surgery...caught two passes for 24 yards, including a 19-yarder, at Jacksonville (9/9)...missed most of the second half with a right shoulder injury...caught two passes for 19 yards at Buffalo (9/3) but had one drop on what could have been a big gainer...caught three passes for 37 yards, a 12.3-yard average, versus Cincinnati (10/7)...had a long of 17 yards...had another three-catch performance at Kansas City (10/14) that was tarnished by a drop pass and two holding penalties...finished with three receptions for a team-high 39 yards...tied Hines Ward for team honors with three receptions for 26 yards at Tampa Bay (10/21)...had by far the biggest game of his young career versus Tennessee (10/29)...finished with career highs of six receptions for 151 yards for a 25.2-yard average...had two receptions for more than 30 yards, including a nifty one on which he turned defender and knocked an under-thrown ball out of a Tennessee's defender's grasp into the air and then grabbed by Burress...had another solid day versus Baltimore (11/4) highlighted by his first TD as a pro...finished with four catches for 56 yards, including his 21-yard TD reception from Kordell Stewart...caught for passes for 44 yards, including a long of 18, at Cleveland (11/11)...missed an opportunity for his second TD catch when he dropped a strike from Kordell Stewart in the end zone...had one catch for 13 yards versus Jacksonville (11/18)...produced his second 100-yard receiving performance of the season at Tennessee (11/25)...finished with a career-high eight receptions for 114 yards and a TD, including a long of 35 yards...led the team with six receptions for 86 yards versus Minnesota (12/2), including a long of 24...caught three passes for 29 yards versus the N.Y. Jets (12/9), including a long of 13...had a big day, including several highlight catches, at Baltimore (12/16)...recorded a career-high 164 yards and tied his career high with eight receptions...also scored his third TD pass of the season...caught four passes

for 56 yards versus Detroit (12/23), including a long of 20, and a TD...scored a touchdown in consecutive games for the first time in his career...had another big game and had his first multiple TD game at Cincinnati (12/30)...scored the Steelers first two TDs of the game...caught six passes for 102 yards, his fourth 100-yard performance of the season...eclipsed the 1,000-receiving yard mark versus Cleveland (1/6/02), joining Hines Ward as the Steelers first 1,000-yard receiver tandem...finished with three receptions for 48 yards, including a long of 24 yards...led the team with five receptions for 84 yards, including a 32-yard touchdown, in the AFC Playoff game versus Baltimore (1/20)...finished with five receptions for a team-high 67 yards in AFC Championship game versus New England (1/27). **2000:** Started strongly but had his season end prematurely because of a right wrist injury that required season-ending surgery...was placed on injured reserve Nov. 30...began the season as a starting wide receiver...caught 22 passes for 273 yards for the season...averaged 12.4 yards a catch with a long of 33 yards...finished the preseason tied for the team lead with 10 receptions for a team-high 147 yards...made his Steelers debut versus Baltimore (9/3), catching four passes and tying Bobby Shaw for team honors...compiled 77 receiving yards for a 17.3-yard average...caught one pass for 10 yards at Cleveland (9/17)...had one reception for 17 yards versus Tennessee (9/26)...led the team with three receptions for 40 yards at Jacksonville (10/1)...made a mental mistake by spiking the ball after a 19-yard reception when he thought he was down but the ball was still live and was recovered by Jacksonville...had three receptions for 26 yards at N.Y. Jets (10/8)...led the team for the second time with four receptions for 33 yards, including a long of 12, versus Cincinnati (10/15)...finished with two receptions for 25 yards, including a long of 14 yards, versus Cleveland (10/22)...caught two passes for 16 yards at Baltimore (10/29), extending his string of consecutive games with a reception to eight...extended his string of consecutive games with a reception to nine at Tennessee (11/5)...caught one pass for 25 yards, his second-longest reception of the season...had a key block on Mark Bruener's TD reception...caught one pass for four yards versus Philadelphia (11/12)...did not start for the first time in the season versus Jacksonville (11/19)...had another tough game and was held without a reception for the first time of the season...accumulated little playing time at Cincinnati (11/26)...did not have a reception.

COLLEGE: Established a Big Ten Conference single-season record by catching 65 passes in his first season of collegiate football...excelled on the special teams coverage units, using his outstanding leaping ability as a kick blocker...finished career ranked second in career touchdown catches (20), third in receptions (131) and fourth in receiving yards (2,155) in just two seasons at Michigan State...was an All-American second-team selection by SportsPage.com and an All-Big Ten Conference first-team pick in 1999...broke his own school season-record that he set in 1998 (65 catches) with 66 receptions for 1,142 yards (17.3 avg.) and 12 touchdowns...established Spartans single-season record 12 touchdown receptions, eclipsing the previous record of eight that Burrell shared (1998) with Andre Rison (1988) and Bob Carey (1949)...forced two fumbles, recovered one fumble and registered 7 tackles (5 solos) on special teams...set a school record with 255 yards receiving on 10 receptions versus Michigan...closed out career with a school-record 13 receptions for 185 yards and three touchdowns versus Florida in the Citrus Bowl...broke the single-game record of 12 receptions set by tight end Mitch Lyons in 1992...was an All-Big Ten Conference first-team selection in 1998 by The Sports

Network and earned second-team accolades from the league's media...shared Spartan Outstanding Underclass Back Award honors with tailback Sedrick Irvin and wide receiver Gari Scott...started all year at split end and established a school season-record with 65 receptions, topping the previous mark of 60 catches by Courtney Hawkins in 1989...gained more than 100 yards receiving in four contests...ranked third in the conference with an average of 84.4 yards and fifth with an average of 5.4 catches-per-game...did not play in 1997...attended Fork Union Military Academy in 1996 and caught 33 passes for 807 yards (24.5 avg.) and 12 touchdowns...majored in communications.

PERSONAL: Was *Parade*, *Prep Football Report* and *National Recruiting Advisor* All-American first-team choice at Green Run (Virginia Beach, Va.) High...rated the best receiver in the nation by *Scholastic Sports*...was an All-State first team pick as a receiver & free safety as a senior...led the team to three straight Class AAA state titles...holds the school's career-records with 86 receptions, 38 touchdown catches ...caught 22 passes for 590 yards (26.8 avg.) with 16 touchdowns as a senior...was an All-State, All-District & All-Tidewater Area selection as a junior, catching 20 passes for 496 yards (24.8 avg.), including 14 touchdowns...was an All-State second-team selection in basketball as a senior when he averaged 19.6 points, 13.2 rebounds, 4.1 steals and 3.1 blocks...was a national semifinalist in the 400 intermediate hurdles (52.6)...won the state 300 intermediate hurdles title (37.6) as a senior...is the son of the late Vicki Burress...has two brothers, Rick and Carlos...Full name: Plaxico Burress.

Burress' Career Single-Game Highs

Regular Season	Postseason
Receptions- 9 (11/10 vs. Atlanta)	Receptions- 6 (1/5 vs. Cleveland)
Yards Receiving- 253* (11/10 vs. Atlanta)	Yards Receiving- 100 (1/5 vs. Cleveland)
Longest Reception- 62t (11/10 vs. Atlanta)	Longest Reception- 40 (1/11/02 at Tennessee)
100-yard Games- 8 (Last 12/23/01 at Tampa Bay)	100-yard Games- 1 (1/5 vs. Cleveland)
* Team Record	

BURRESS' GAME-BY-GAME STATISTICS

		RECEIVING					RUSHING				
2002		No.	Yds.	Avg.	TD	Lg	No.	Yds.	Avg.	TD	Lg
Date	Opponent										
9/9	at New England	1	11	11.0	0	11	0	0	0.0	0	—
9/15	OAKLAND	1	10	10.0	0	10	0	0	0.0	0	—
9/29	CLEVELAND	7	84	12.0	1	21	0	0	0.0	0	—
10/6	at New Orleans	4	59	14.8	1	22	0	0	0.0	0	—
10/13	at Cincinnati	8	149	18.6	0	36	0	0	0.0	0	—
10/21	INDIANAPOLIS	6	79	13.2	0	18	0	0	0.0	0	—
10/27	at Baltimore	5	55	11.0	2	20	0	0	0.0	0	—
11/3	at Cleveland	4	69	17.3	0	31	0	0	0.0	0	—
11/10	ATLANTA	9	253*	28.1	2	62t	0	0	0.0	0	—
11/17	at Tennessee	4	41	10.3	0	15	0	0	0.0	0	—
11/24	CINCINNATI	4	38	9.5	0	15	0	0	0.0	0	—
12/1	at Jacksonville	5	95	19.0	0	54	0	0	0.0	0	—
12/8	HOUSTON	6	83	13.8	0	19	0	0	0.0	0	—
12/15	CAROLINA	6	120	20.0	1	47	0	0	0.0	0	—
12/23	at Tampa Bay	5	127	25.4	0	41	0	0	0.0	0	—
12/29	BALTIMORE	3	52	17.3	0	21	0	0	0.0	0	—
SEASON TOTALS		78	1,325	17.0	7	62t	0	0	0.0	0	—
POSTSEASON											
1/5	CLEVELAND	6	100	16.7	1	24	0	0	0.0	0	—
1/11	at Tennessee	2	62	31.0	0	40	0	0	0.0	0	—
POSTSEASON TOTALS		8	162	20.3	1	40	0	0	0.0	0	—

		RECEIVING					RUSHING				
2001											
Date	Opponent	No.	Yds.	Avg.	TD	Lg	No.	Yds.	Avg.	TD	Lg
9/9	at Jacksonville	2	24	12.0	0	19	0	0	0.0	0	—
9/30	at Buffalo	2	19	9.5	0	13	0	0	0.0	0	—
10/7	CINCINNATI	3	37	12.3	0	17	0	0	0.0	0	—
10/14	at Kansas City	3	39	13.0	0	16	0	0	0.0	0	—
10/21	at Tampa Bay	3	26	8.7	0	13	0	0	0.0	0	—
10/29	TENNESSEE	6	151	25.2	0	43	0	0	0.0	0	—
11/4	BALTIMORE	4	56	14.0	1	21	0	0	0.0	0	—
11/11	at Cleveland	4	44	11.0	0	18	0	0	0.0	0	—
11/18	JACKSONVILLE	1	13	13.0	0	13	0	0	0.0	0	—
11/25	at Tennessee	8	114	14.3	1	35	0	0	0.0	0	—
12/2	MINNESOTA	6	86	14.3	0	24	0	0	0.0	0	—
12/9	N.Y. JETS	3	29	9.7	0	13	0	0	0.0	0	—
12/16	at Baltimore	8	164	20.5	1	38	0	0	0.0	0	—
12/23	DETROIT	4	56	14.0	1	20	0	0	0.0	0	—
12/30	at Cincinnati	6	102	17.0	2	42	0	0	0.0	0	—
1/6/02	CLEVELAND	3	48	16.0	0	24	0	0	0.0	0	—
SEASON TOTALS		66	1,008	15.3	6	43	0	0	0.0	0	—
POSTSEASON											
1/20	BALTIMORE	5	84	16.8	1	32	0	0	0	0.0	—
1/27	NEW ENGLAND	5	67	13.4	0	16	0	0	0	0.0	—
POSTSEASON TOTALS		10	151	15.1	1	32	0	0	0	0.0	—

2000											
Date	Opponent	No.	Yds.	Avg.	TD	Lg	No.	Yds.	Avg.	TD	Lg
9/3	BALTIMORE	4	77	19.3	0	39	0	0	0.0	0	—
9/17	at Cleveland	1	10	10.0	0	10	0	0	0.0	0	—
9/24	TENNESSEE	1	17	17.0	0	17	0	0	0.0	0	—
10/1	at Jacksonville	3	40	13.3	0	19	0	0	0.0	0	—
10/8	at N.Y. Jets	3	26	8.7	0	12	0	0	0.0	0	—
10/15	CINCINNATI	4	33	8.3	0	12	0	0	0.0	0	—
10/22	CLEVELAND	2	25	12.5	0	14	0	0	0.0	0	—
10/29	at Baltimore	2	16	8.0	0	9	0	0	0.0	0	—
11/5	at Tennessee	1	25	25.0	0	25	0	0	0.0	0	—
11/12	PHILADELPHIA	1	4	4.0	0	4	0	0	0.0	0	—
11/19	JACKSONVILLE	0	0	0.0	0	—	0	0	0.0	0	—
11/26	at Cincinnati	0	0	0.0	0	—	0	0	0.0	0	—
SEASON TOTALS		22	273	12.4	0	39	0	0	0.0	0	—

BURRESS' CAREER STATISTICS

Regular Season

RECEIVING	No.	Yds.	Avg.	LG	TD
2000 Pittsburgh (AFC)	22	273	12.4	39	0
2001 Pittsburgh (AFC)	66	1,008	15.3	43	6
2002 Pittsburgh (AFC)	78	1,325	17.0	62	7
NFL Totals (3 years)	166	2,606	15.7	62	13

Postseason

RECEIVING	No.	Yds.	Avg.	LG	TD
2001 Pittsburgh (AFC)	10	151	15.1	32	1
2002 Pittsburgh (AFC)	8	162	20.3	40	1
NFL Totals (2 years)	18	313	17.4	40	2

96 KENDRICK CLANCY

DEFENSIVE TACKLE



HEIGHT—6-1
WEIGHT—289
COLLEGE—Mississippi
BIRTHDATE—September 17, 1978
BIRTHPLACE—Tuscaloosa, Ala.
HOW ACQUIRED—D3a-'00 (#10, 72)
NFL EXPERIENCE—4th Year
GAMES PLAYED-STARTED/POSTSEASON-'00 (9-0/0-0), '01 (16-4/2-0), '02 (7-0/0-0)
CAREER TOTALS: 32-4 (2-0)

PRO: Was a highly regarded rookie draft pick in 2000, one of seven draft selections to make the team...gives the Steelers some solid depth at the key nose tackle position. **2002:** Finished with two solo tackles...logged seven defensive snaps in season opener at New England (9/9)...played seven defensive snaps versus Oakland (9/15)...was deactivated versus Cleveland (9/29) because of a hamstring injury...was inactive for the second straight week at New Orleans (10/6)...was active for the first time in three weeks at Cincinnati (10/13)...played nine defensive snaps...logged 10 defensive snaps at Baltimore (10/27)...finished with one solo tackle...dressed but did not play at Cleveland (11/3)...logged 10 defensive plays at Tennessee (11/17)...finished with one tackle...dressed but did not play at Jacksonville (12/1)...was deactivated for the final four games of the regular season and both postseason games. **2001:** Held his own in a highly competitive challenge with number-one draft pick Casey Hampton for the starting nose tackle position...played in all 16 games and started four...earned his first start as a pro at Jacksonville (9/9)...played 28 defensive snaps...finished with one assist...made his second start at Buffalo (9/30)...finished with one total tackle...logged 20 defensive plays...started his third straight game versus Cincinnati (10/7)...played 24 defensive snaps...registered one tackle...played 20 defensive snaps at Kansas City (10/14)...was credited with one assist...played 15 defensive snaps at Tampa Bay (10/21)...finished with one solo tackle...logged 21 plays but did not start for the first time this season versus Tennessee (10/29)...finished with one tackle and one quarterback pressure...also had his first career interception...played 16 defensive snaps versus Baltimore (11/4)...finished with one solo tackle...logged 15 defensive plays at Cleveland (11/11)...played seven defensive snaps versus Jacksonville (11/18)...was credited with one assist...logged 14 defensive plays at Tennessee (11/25)...finished with one assist...played seven defensive snaps versus Minnesota (12/2)...logged 10 plays versus the N.Y. Jets (12/9)...had one tackle...played eight defensive snaps versus Detroit (12/23)...played three defensive snaps at Cincinnati (12/30)...finished with three tackles (one solo) versus Cleveland (1/6/02)...played in both postseason games. **2000:** Saw limited playing time in nine games...was credited with five total tackles (four solos)...also had one tackle for a loss...suffered



a left ankle injury early in the game versus Baltimore (9/3) and did not return...missed three consecutive games because of his ankle injury...dressed for the first time in three games after suffering an ankle injury at N.Y. Jets (10/8)...logged eight plays...logged 15 defensive snaps versus Cincinnati (10/17)...was deactivated Friday versus Cleveland (10/22)...returned to the active lineup at Baltimore (10/29)...logged 11 defensive snaps...played 11 plays at Tennessee (11/5)...was deactivated Friday versus Philadelphia (11/12)...was deactivated Friday versus Jacksonville (11/19)...was deactivated Friday at Cincinnati (11/26)...played eight defensive snaps versus Oakland (12/3)...had one assist at N.Y. Giants (12/10)...registered three total tackles (two solos) versus Washington (12/16)...played 17 defensive snaps...logged seven plays at San Diego (12/24)...finished with one solo tackle.

COLLEGE: Was a third-team All-American selection by *The Sporting News* and *Football News* in 1999...was an All-Southeastern Conference first-team choice...started eight games at right defensive tackle...earned team Player of the Week honors versus Memphis, Auburn, South Carolina and Georgia while serving as squad tri-captain...finished with 49 tackles (29 solos), seven sacks and 18 tackles for losses...played in every game in 1998, starting nine contests (eight at left tackle, one at right tackle)...recorded 55 tackles (34 solos) with 1½ sacks and 15 tackles for losses....earned Max Emfinger's JUCO 150 Century Club All-American and Super Prep JUCO Top 100 honors at East Central (Miss.) Community College in 1997...added All-South Division first-team honors...recorded 191 tackles (101 solos) with 17 sacks during his two-year career (1996-97)...majored in criminal justice.

PERSONAL: Lettered three times in football at Holt High School...resides in Pittsburgh with wife Patricia and three daughters Jakenya (4/5/97), Markali (8/19/98) and Haley (5/14/01)...is the son of Annette and Ronnie Lowe...has three brothers and one sister...Full name: Lakendrick Tridel Clancy.

CLANCY'S GAME-BY-GAME STATISTICS

2002

Date	Opponent	T	AT	TOT	Sack/ YDS	INT	PD	FF	FR
9/9	at New England	0	0	0	0.0/0	0/0	0	0	0
9/15	OAKLAND	0	0	0	0.0/0	0/0	0	0	0
9/29	CLEVELAND				INACTIVE				
10/6	at New Orleans				INACTIVE				
10/13	at Cincinnati	0	0	0	0.0/0	0/0	0	0	0
10/21	INDIANAPOLIS	0	0	0	0.0/0	0/0	0	0	0
10/27	at Baltimore	1	0	1	0.0/0	0/0	0	0	0
11/3	at Cleveland	0	0	0	0.0/0	0/0	0	0	0
11/10	ATLANTA	0	0	0	0.0/0	0/0	0	0	0
11/17	at Tennessee	1	0	1	0.0/0	0/0	0	0	0
11/24	CINCINNATI	0	0	0	0.0/0	0/0	0	0	0
12/1	at Jacksonville				DNP				
12/8	HOUSTON				INACTIVE				
12/15	CAROLINA				INACTIVE				
12/23	at Tampa Bay				INACTIVE				
12/29	BALTIMORE				INACTIVE				
SEASON TOTALS		2	0	2	0.0/0	0/0	0	0	0

POSTSEASON

1/5	CLEVELAND	INACTIVE
1/11	at Tennessee	INACTIVE

2001

Date	Opponent	T	AT	TOT	Sack/		PD	FF	FR
					YDS	INT			
9/3	at Jacksonville	0	1	1	0.0/0	0/0	0	0	0
9/30	at Buffalo	1	0	1	0.0/0	0/0	0	0	0
10/7	CINCINNATI	1	0	1	0.0/0	0/0	0	0	0
10/14	at Kansas City	0	1	1	0.0/0	0/0	0	0	0
10/21	at Tampa Bay	1	0	1	0.0/0	0/0	0	0	0
10/29	TENNESSEE	1	0	1	0.0/0	1/3	0	0	0
11/4	BALTIMORE	1	0	1	0.0/0	0/0	0	0	0
11/11	at Cleveland	0	0	0	0.0/0	0/0	0	0	0
11/18	JACKSONVILLE	0	1	1	0.0/0	0/0	0	0	0
11/25	at Tennessee	0	1	1	0.0/0	0/0	0	0	0
12/2	MINNESOTA	0	0	0	0.0/0	0/0	0	0	0
12/9	N.Y. JETS	1	0	1	0.0/0	0/0	0	0	0
12/16	at Baltimore	0	0	0	0.0/0	0/0	0	0	0
12/23	DETROIT	0	0	0	0.0/0	0/0	0	0	0
12/30	at Cincinnati	0	0	0	0.0/0	0/0	0	0	0
1/6/02	CLEVELAND	1	2	3	0.0/0	0/0	0	0	0
SEASON TOTALS		7	6	13	0.0/0	1/3	0	0	0

POSTSEASON

1/20	BALTIMORE	0	0	0	0.0/0	0/0	0	0	0
1/27	NEW ENGLAND	0	0	0	0.0/0	0/0	0	0	0
POSTSEASON TOTALS		0	0	0	0.0/0	0/0	0	0	0

CLANCY'S CAREER STATISTICS**Regular Season**

TACKLES		Solo	AT	Tot.	Sp.T.	Sacks	FF	FR	INTERCEPTIONS		No.	Yds.	Avg.	LG	TD
2000 Pittsburgh (AFC)		4	1	5	0	0.0	0	0	2000 Pittsburgh (AFC)		0	0	0.0	—	0
2001 Pittsburgh (AFC)		7	6	13	0	0.0	0	0	2001 Pittsburgh (AFC)		1	3	3.0	3	0
2002 Pittsburgh (AFC)		2	0	2	0	0.0	0	0	2002 Pittsburgh (AFC)		0	0	0.0	—	0
NFL Totals (3 years)		13	7	20	0	0.0	0	0	NFL Totals (3 years)		1	3	3.0	3	0

Postseason

TACKLES		Solo	AT	Tot.	Sp.T.	Sacks	FF	FR
2001 Pittsburgh (AFC)		0	0	0	0	0.0	0	0
2002 Pittsburgh (AFC)		0	0	0	0	0.0	0	0
NFL Totals (2 years)		0	0	0	0	0.0	0	0



65 CALVIN COLLINS

GUARD/CENTER

**HEIGHT**-6-2**WEIGHT**-310**COLLEGE**- Texas A&M**BIRTHDATE**- January 5, 1974**BIRTHPLACE**- Beaumont, Texas**HOW ACQUIRED**- UFA ('03)**NFL EXPERIENCE**- 6th Year**GAMES PLAYED-STARTED/POSTSEASON**- '97

('15-13/0-0), '98(16-16/3-3), '99 (14-8/0-0), '00 (16-16/0-0), '01 (7-3/0-0), '02 (DNP)

CAREER TOTALS: 68-56 (3-3)

PRO: Is a versatile lineman who has started at center and both guard slots...signed with the Steelers June 2, 2003...signed by the Texans as a free agent June 5, 2002...was released by Tennessee Sept. 1, 2002...played in 2001 with the Minnesota Vikings after four seasons with the Atlanta Falcons, where he was a former All-Rookie selection...was originally drafted by the Falcons in the sixth round (180th overall) of the 1997 NFL Draft. **2001:** Played in seven games for the Vikings, starting three...waived by Atlanta Aug. 20...signed by Minnesota Oct. 15...made Vikings debut against Green Bay (10/21)...earned first start at left guard in Monday Night win over Giants (11/19)...also started versus Chicago (11/25) and at Green Bay (12/30). **2000:** Started all 16 games for the Falcons, the first eight at center and the final eight at left guard...started at center for the first time since rookie season...helped offense gain 359 total yards in season-opening win over San Francisco (9/3)...started at center versus New Orleans (10/22) but switched to left guard when Chris Banks was injured on game's second play...helped RB Jamal Anderson gain season-high 119 yards at Detroit (11/12). **1999:** Played in 14 games, starting eight games at right guard...replaced injured Gene Williams against Jacksonville (11/7) and held onto spot for the remainder of season...helped offense net season-high totals in points (37), total yards (393) and rushing yards (163) in win over Arizona (12/26). **1998:** Started all 16 games at left guard for NFC champions...helped Anderson gain club-record 1,846 rushing yards, which led the conference...also helped QB Chris Chandler and Anderson earn Pro Bowl trips...started all three playoff contests, including Super Bowl XXXIII loss to Denver (1/31). **1997:** Played in 15 games, starting 13 at center as a rookie...earned first NFL start at San Francisco (9/21) in place of an injured Roman Fortin.

COLLEGE: Was a four-year starter for the Aggies, earning either first or second-team all-conference honors every season...helped Texas A&M average 230 yards rushing per game as a senior, earning second-team All-Big 12 honors...was a first-team All-Southwest Conference selection as a freshman, sophomore and junior...was the lone underclassman to start on the offensive line as a freshman...majored in business analysis.

PERSONAL: Married to Felisha, couple lives in Houston with their daughter, Felise (2)...earned All-America honors from *Blue Chip Illustrated* and *SuperPrep* as a senior at West Brook High in Beaumont, Texas...played guard, center and long snapper...named student-athlete of the year by the Beaumont Enterprise...National Honor Society member...Full name: Calvin Lewis Collins.

48 MATT CUSHING

TIGHT END



HEIGHT—6-4
WEIGHT—260
COLLEGE—Illinois
BIRTHDATE—July 2, 1975
BIRTHPLACE—South Bend, Ind.
HOW ACQUIRED—1999 Free Agent
NFL EXPERIENCE—5th Year
GAMES PLAYED—STARTED/POSTSEASON—'99 (7-2/0-0), '00 (7-1/0-0), '01 (13-3/2-1), '02 (6-0/2-0)
CAREER TOTALS: 33-6 (4-1)

PRO: Has spent the past five training camps with the team after signing as an undrafted free agent in April 1998...has been resilient during the first four years of his pro career...has even filled in admirably as an emergency fullback the past two seasons...was re-signed Dec. 3, 2002, when Mark Bruener was placed on reserved/injured list...was re-signed in the middle of the season for the second straight season in 2000...worked as a teacher prior to re-joining the team...signed with the Steelers on February 23, 1999 after being released in the 1998 training camp...was allocated by the Steelers to the Amsterdam Admirals of the NFL Europe League in 1999...caught six passes for 62 yards as a backup tight end...was released during summer camp in 1999...re-signed with the Steelers Oct. 28, 1999, when the club placed rookie tight end Jerame Tuman on the injured reserve list due to knee surgery. **2002:** Was re-signed Oct. 22 to help bolster injury-depleted tight end position...had one reception for four yards...was waived to make room for long snapper Dan O'Leary Sept. 24...was deactivated for the first two games...was active for the first time this season at Baltimore (10/27)...caught one pass for four yards at Tampa Bay (12/23). **2001:** Was activated for the first time in three weeks versus Baltimore (11/4) because of an injury to Wayne Gandy...was active for the second straight week versus Jacksonville (11/18)...caught his first pass of the season for nine yards versus the N.Y. Jets (12/9)...caught one pass for three yards at Baltimore (12/16)...scored his first career TD versus Detroit (12/23) on a four-yard pass from Kordell Stewart...finished with two receptions for seven yards...made his first start as the H-back at Cincinnati (12/30)...finished with one reception for five yards versus Cleveland (1/6/02)...also had one special-teams tackle...started the AFC Playoff game versus Baltimore (12/0)...caught one pass for 10 yards in AFC Championship game versus New England (1/27). **2000:** Released prior to the start of the 2000 season (Sept. 5) but was re-signed Nov. 7 when Cory Geason was placed on reserved/injured list (Nov. 6)...worked as a teacher prior to re-joining the team...caught one pass for three yards versus Philadelphia (11/12) in his first appearance since the 1999 season...caught two passes for nine yards versus Jacksonville (11/19)...contributed once again to the offense at Cincinnati (11/26)...caught his fourth reception of the season for five yards. **1999:** Was pressed into action because of injuries to Mark Bruener and Mitch Lyons at Kansas City (12/18)...did not have a reception...made his



first career start but did not have a reception versus Carolina (12/26)...helped pave the way for Jerome Bettis' 137 yards rushing...caught first two passes of his NFL career for 29 yards in season-finale versus Tennessee (1/2). **1998:** Participated in training camp with the Steelers after signing a free agent contract...was released by the Steelers in training camp.

COLLEGE: Was a three-year starter...started final 33 games...caught 64 passes for 709 yards and four touchdowns during his career...caught 14 passes for 157 yards as a senior in 1997...had a career-high 22 receptions for 203 yards in 1996...caught 15 passes for 194 yards and two touchdowns as a sophomore...caught a career-long 40-yard touchdown pass versus Minnesota...received the Bruce Capel award as the most courageous Illinois player...majored in urban planning.

PERSONAL: Is married (Angela)...was an Academic All-American finalist and Academic All-American District 5 selection...two-time Academic All-Big Ten selection...Full name: Matthew Jay Cushing.

CUSHING'S CAREER STATISTICS

Regular Season

RECEIVING	No.	Yds.	Avg.	LG	TD
1999 Pittsburgh (AFC)	2	29	14.5	22	0
2000 Pittsburgh (AFC)	4	17	4.3	5	0
2001 Pittsburgh (AFC)	5	24	4.8	9	1
2002 Pittsburgh (AFC)	1	4	4.0	4	0
NFL Totals (4 years)	12	74	6.2	22	1

Postseason

RECEIVING	No.	Yds.	Avg.	LG	TD
2001 Pittsburgh (AFC)	1	10	10.0	10	0
2002 Pittsburgh (AFC)	0	0	0.0	=	0
NFL Totals (2 years)	1	10	10.0	10	0

83 CHRIS DOERING

WIDE RECEIVER

**HEIGHT**—6-4**WEIGHT**—199**COLLEGE**—Florida**BIRTHDATE**—May 19, 1973**BIRTHPLACE**—Gainesville, Fla.**HOW ACQUIRED**—UFA-'03**NFL EXPERIENCE**—6th Year**GAMES PLAYED—STARTED/POSTSEASON**—'96 (1-0/0-0), '97 (2-0/0-0), '98 (DNP), '99 (3-0/0-0), '00 (0-0/0-0), '01 (DNP), '02 (15-3/0-0)**CAREER TOTALS**: 21-3 (0-0)

PRO: Signed with the Steelers May 20, 2003, after spending the 2002 season with the Washington Redskins...was signed by Washington as an unrestricted free agent on February 21, 2002...has 24 receptions for 236 yards (9.8 avg.) and two touchdowns during his career...was originally drafted by the Jacksonville Jaguars in the sixth round (185th overall) of the 1996 NFL Draft but was waived during training camp...was later signed to the Indianapolis Colts' practice squad and activated for the final game of the 1996 regular season...spent the first 13 games of the 1997 season on the Colts' practice squad before being activated for the final three regular-season games...signed with the Cincinnati Bengals in 1998 but was waived in training camp and did not play that season...played with the Denver Broncos in 1999 but ruptured his Achilles tendon during Denver's preseason opener in 2000 and spent the year on injured reserve. **2002:** Caught 18 passes for 192 yards (10.7 avg.) and two touchdowns in his only season with Washington...recorded one reception for 13 yards in his debut as a Redskin versus Arizona (9/8)...played in a reserve role versus Philadelphia (9/16)...was inactive at San Francisco (9/22)...started at wide receiver at Tennessee (10/6) when the Redskins showed a three-receiver set to start the game...had four receptions for 34 yards with a long of 15 (all career highs)...started at wide receiver when the Redskins started the game in a three-receiver set versus New Orleans (10/13)...collected two receptions for 31 yards with a long of 16...started at wide receiver at Green Bay (10/20)...had one catch for two yards...recorded one reception for a 33-yard touchdown (Matthews) versus Indianapolis (10/27), the first TD catch of his career...played in a reserve role at Seattle (11/3)...recorded two receptions for 22 yards with a long of 12 at Jacksonville (11/10)...had one reception for no gain at N.Y. Giants (11/17)...finished with two receptions for 15 yards versus St. Louis (11/24)...recorded two receptions for 15 yards with a long of nine yards at Dallas (11/28)...caught one pass for 12 yards and converted a two-point conversion pass from Patrick Ramsey...had one reception for a 15-yard touchdown (from Ramsey) at Philadelphia (12/15). **2001:** Did not play. **2000:** Ruptured his Achilles' tendon in the preseason opener at Arizona (8/5) and spent the season on injured reserve for Denver. **1999:** Saw action on offense and special teams for the Broncos in the first three games of the season (vs. Mia., 9/13; at K.C., 9/19 and at T.B., 9/26)...had



career highs for both receptions (three) and yards (22) in the opener vs. Miami, playing extensively in the second half while starter Rod Smith was out with a strained groin. **1998:** Was waived by Indianapolis Feb. 20, 1998, then signed by Cincinnati Feb. 25...went through camp with the Bengals before being waived Sept. 2...spent the remainder of the season out of football. **1997:** Spent most of the season on the Colts' practice squad before being signed to the active roster for the final three games...was active but did not play vs. the Jets (12/7), then saw his first action versus Miami (12/14) and closed the season with two catches for 12 yards at Minnesota (12/21). **1996:** Was signed to the Colts' practice squad Aug. 27 and then elevated to the active roster (12/20)...had one catch for 10 yards at Cincinnati, Dec. 20...spent Games 1-15 on the practice squad and was inactive for the Colts' playoff game at Pittsburgh Dec. 29.

COLLEGE: Was a four-year letterman and three-year starter at Florida, catching 149 passes for 2,107 yards and a Southeastern Conference-record 31 touchdowns...finished his career ranked fourth in school history in receptions and receiving yardage...was a second-team AP All-American and a first-team All-SEC pick as a senior, leading the team and ranking 17th in the country with 70 receptions for 1,045 yards and a conference-record 17 TDs...played in four games as a redshirt freshman, every game as a sophomore (five starts) and all 13 as a junior (seven starts), catching 35 passes for 496 yards and seven TDs...has a degree in journalism/telecommunications...was an SEC Academic Honor Roll student.

PERSONAL: Attended P.K. Yonge High School in Gainesville, Fla., where he lettered in football, basketball and baseball...was an All-State player in football and as a shortstop in baseball and helped the basketball team to the state title as a senior...has had both local TV and radio shows in Gainesville...still does a weekly radio show...Full name: Christopher Paul Doering.

DOERING'S CAREER STATISTICS

RECEIVING	No.	Yds.	Avg.	LG	TD
1996 Indianapolis (AFC)	1	10	10	10	0
1997 Indianapolis (AFC)	2	12	6	8	0
1998	DNP				
1999 Denver (AFC)	3	22	7.3	9	0
2000 Denver (AFC)	0	0	0	0	0
2001	DNP				
2002 Washington (NFC)	18	192	10.7	33t	2
NFL Totals (5 years)	24	236	9.8	33t	2



66 ALAN FANCA

GUARD



HEIGHT-6-5

WEIGHT-305

COLLEGE-Louisiana State

BIRTHDATE-December 7, 1976

BIRTHPLACE-New Orleans, La.

HOW ACQUIRED-Draft (1st in 1998)

NFL EXPERIENCE-6th Year

GAMES PLAYED-STARTED/POSTSEASON-'98 (16-12/0-0), '99 (15-14/0-0), '00 (16-16/0-0), '01 (15-15/2-2), '02 (16-16/2-2)

CAREER TOTALS: 78-73 (4-4)

PRO: Has blossomed into one of the top guards in the NFL...earned his second consecutive trip to the 2003 Pro Bowl...was named a starter to the 2003 Pro Bowl for the second straight year...also was named All-Pro by the Associated Press for the second consecutive season...also was selected to *The Sporting News*' All-Pro team....signed a five-year contract extension June 10, 2002, to keep him under contract with the Steelers through 2007...has been a starter since midway through his rookie season. **2002:** Starter all 16 regular-season games and both postseason contests...was named to *Pro Football Weekly's* All-NFL and All-AFC team...also selected to the *USA Today Sports Weekly's* All-Pro team...started his 63rd regular-season game as a Steeler in season-opener at New England (9/9)...started his 65th game versus Oakland (9/15)...made his 66th start versus Cleveland (9/29)...recovered a fumble at the Steelers goal line that preserved at least a field-goal scoring opportunity...started his 67th game at New Orleans (10/6)...left the game temporarily to have stitches placed on his forehead...helped pave the way for the offense's season-high 211-yard rushing performance and Jerome Bettis' first 100-yard effort of the season at Cincinnati (10/13)...made his 69th game versus Indianapolis (10/21)...started his 70th game as a Steeler at Baltimore (10/27)...made his 71st start as a Steeler at Cleveland (11/3)...helped pave the way for Amos Zereoue's first career 100-yard game, the second for a Steeler this season...performed superbly in helping the offense amass 645 yards in total offense versus Atlanta (11/10)...helped pave the way for a second consecutive 100-yard performer...started his 73rd game as a Steeler at Tennessee (11/17)...made his 74th start as a Steeler versus Cincinnati (11/24)...helped pave the way for the Steelers' second 200-plus yards rushing performance at Jacksonville (12/1)...made his 77th start as a Steeler versus Carolina (12/15)...made his 79th start as a Steeler in regular-season finale versus Baltimore (12/29)...helped pave the way for the Amos Zereoue's third 100-yard performance and the team's fourth of the season...started both postseason games. **2001:** Had his best season in 2001 and the rest of the NFL took notice...was named a starter to the 2002 Pro Bowl, his first selection to the squad, and also was named All-Pro by the Associated Press...earned several other postseason honors, including All-Pro by *The Sporting News*, *Sports Illustrated* and *Football Digest*, and was named to *Pro Football Weekly's* All-NFL team...had offseason surgery on his (right) wrist (1/29/



01) and missed some playing time during the preseason...did not dress for the Steelers first preseason game at Atlanta because of the surgery...started his 30th consecutive game at Jacksonville (9/9)...helped pave the way for Jerome Bettis' 47th career 100-yard game...made his 31st consecutive start versus Cincinnati (10/7)...helped pave the way for Jerome Bettis' 48th career 100-yard game (his 37th as a Steeler)...made his 32nd consecutive start at Kansas City (10/14)...played a key role in Steelers second-straight 200-yard rushing effort that produced Jerome Bettis' third straight 100-yard game...was instrumental in the Steelers' third straight 200-yard rushing performance at Tampa Bay (10/21) that produced a fourth-straight 100-yard effort by Jerome Bettis...made his 33rd straight start...started his 34th straight game versus Baltimore (11/4)...made his 35th straight start at Cleveland (11/11) and was instrumental in the Steelers' fourth 200-yard rushing performance of the season and Jerome Bettis' fifth 100-yard game...started his 36th straight game versus Jacksonville (11/18)...made his 37th consecutive start at Baltimore (11/4)...started his 38th straight game versus Minnesota (12/2)...made his 39th straight start versus the N.Y. Jets (12/9)...started his 40th straight game at Baltimore (12/16)...made his 41st consecutive start versus Detroit (12/23)...helped pave the way for the Steelers' sixth 100-yard rushing performer of the season and the sixth 400-yard offensive performance—second straight...started his 42nd straight game at Cincinnati (12/30)...had his string of 42 consecutive starts end versus Cleveland (1/6/02) when he was deactivated to rest a sore shoulder...started his first postseason game in AFC Playoff game versus Baltimore (1/20)...started at left guard in AFC Championship game versus New England (1/27). **2000:** Had his best season in 2000...helped the offense finish as the fourth-best rushing team in the NFL, one of only 10 teams to compile more than 2,000 yards rushing...started all 16 games, extending his streak to 28 straight...made his 13th consecutive start, dating back to Oct. 10, 1999 at Buffalo, versus Baltimore (9/3)...helped pave the way for Jerome Bettis' first 100-yard game of the season and the team's 58th under Bill Cowher at Cleveland (9/17)...started his 15th consecutive game versus Tennessee (9/24)...started his 16th straight game at Jacksonville (10/1)...helped the team compile its most rushing yards (209) since the 1999 season opener at Cleveland...earned his 17th consecutive start at left guard at N.Y. Jets (10/8)...was instrumental in Steelers' potent rushing attack that produced a 100-yard performance by Jerome Bettis...started his 18th consecutive game versus Cincinnati (10/15)...was called for costly holding penalty at the one-yard line that nullified a Jerome Bettis touchdown run...helped pave the way for Bettis' third consecutive—and fourth of the season—100-yard game versus Cleveland (10/22)...started his 20th straight game at Baltimore (10/29)...started his 21st consecutive game at Tennessee (11/5)...earned his 22nd consecutive start versus Philadelphia (11/12)...helped pave the way for Jerome Bettis' fifth 100-yard rushing performance...started his 23rd straight game versus Jacksonville (11/19)...earned his 24th consecutive start at Cincinnati (11/26)...earned his 25th consecutive start vs. Oakland (12/3)...helped pave the way for Jerome Bettis' sixth 100-yard rushing performance of the season...started the final three games of the season, giving him 28 consecutive starts. **1999:** Was having a terrific season debut at Cleveland (9/12) before leaving the game at halftime, after suffering a left ankle injury late in the second quarter...played the rest of the first half after sustaining the injury but did not play during the second half...returned from his ankle injury suffered in the season-opener but was replaced in the second half by Roger Duffy at Baltimore (9/19)...started his third game of the season versus Seattle (9/26)...sat out most of the second half

because of a lingering ankle injury...was deactivated Sunday for the Jacksonville game (10/3) because of his ankle injury...returned to active duty but did not start at Buffalo (10/10)...injured his other (right) ankle in the third quarter, forcing him from the game...seemingly recovered from his ankle injuries and had one of his best games at Cincinnati (10/17)...helped pave the way for Jerome Bettis' first 100-yard game of the season...returned to the starting lineup at left guard in the Monday Night game versus Atlanta (10/25)...seemed as healthy as he has been for the previous few games at San Francisco (11/7)...started his fourth game in a row since returning from his ankle injury versus Cleveland (11/14)...made his eighth game of the season at Tennessee (11/21)...started his ninth game of the season versus Cincinnati (11/28)...made his 10th start of the season and seventh consecutive at Jacksonville (12/2)...started his eighth consecutive game and his 11th of the season versus Baltimore (12/12)...made his ninth consecutive start and his 12th of the season at Kansas City (12/18)...helped pave the way for Jerome Bettis' season-high 137 yards rushing and the Steelers second-highest rushing performance of the season (211 yards) versus Carolina (12/26)...made his 14th start of the season and 12th consecutive versus Tennessee (1/2). **1998:** Earned All-Rookie honors from *College & Pro Football Weekly* and *Football News*...saw limited action at offensive guard in the season-opener at Baltimore (9/6)...dressed but saw limited action versus Chicago (9/13)...made his most significant appearance to that part of the early season at Miami (9/20)...entered the game on the second offensive series at left guard...logged increased playing time versus Seattle (9/27), especially after the injuries to Will Wolford and Jim Sweeney...made his first career start in the NFL at Cincinnati (10/11)...helped offense compile 386 total yards, its most yardage of the season (257rushing/129 passing)...helped pave the way for another 100-yard rushing performance by Jerome Bettis, the Steelers' fourth 100-yard rushing effort of the season, in the Monday Night game at Kansas City (10/26)...helped pave the way for the Steelers' fifth 100-yard individual rushing performance in the Monday Night game versus Green Bay (11/9)...helped the offense produce one of its most efficient games, compiling 329 total yards without any sacks in the Jacksonville game (11/22)...helped lead Jerome Bettis to his highest rushing total of the season (139 yards) and his sixth 100-yard game of the year in the season-finale at Jacksonville (12/28)...was instrumental in helping the team produce its second-highest rushing total of the year (205 yards).

COLLEGE: Started last 36 games of college career...chosen as 1997 All-American first-team selection by the Associated Press, Football Writers Association, *Football News*, *The Sporting News* and Walter Camp...was an All-Southeastern Conference first-team choice...was one of three finalists for the Outland Trophy...started every game at right guard...helped the team average 410.6 yards-per-game...allowed only one sack during final college season...compiled 210 career pancake blocks...was a 1996 All-American second-team choice by *Football News*...was an All-SEC first-team selection...allowed only one sack as a sophomore...was selected as the SEC Freshman of the Year by the *Knoxville News-Sentinel* in 1995...redshirted in 1994...returned to school and graduated May 1999 with a degree in management entrepreneurship.

PERSONAL: Married to Julie Kuchta Faneca...was an All-Greater Houston, *Orlando Sentinel* All-South & Houston Touchdown Club Player of the Year as an offensive lineman at Lamar Consolidated (Tex.) High in his senior year...lettered in track, competing in the discuss...attended John Curtis (New Orleans, La.) before playing at Lamar...is one of two children of Liane and Alan Faneca...Full name: Alan Joseph Faneca Jr.



51 JAMES FARRIOR

LINEBACKER



(pronounced FAIR er)

HEIGHT—6-2

WEIGHT—242

COLLEGE—Virginia

BIRTHDATE—January 6, 1975

BIRTHPLACE—Ettrick, Va.

HOW ACQUIRED—UFA '02 (N.Y. Jets)

NFL EXPERIENCE—7th Year

GAMES PLAYED-STARTED/POSTSEASON—'97 (16-15/0-0), '98 (12-2/2-0), '99 (16-4/0-0), '00 (16-5/0-0), '01 (16-16/0-0), '02 (14-14/2-1)

CAREER TOTALS: 90-56 (4-1)

STEELERS TOTALS: 14-14 (2-1)

PRO: Was a key acquisition for the Steelers prior to start of the 2002 season...signed a three-year contract April 8, 2002...is a former number-one draft pick....competed with John Fiala and eventually earned the starting buck linebacker position...has been a valuable contributor on special teams during his career. **2002:** Finished fifth on the team...also had three passes defended and one fumble recovery...registered four solo stops on special teams...made his Steelers debut as a starting inside linebacker in season-opener at New England (9/9)...logged 48 defensive plays...finished with nine total tackles (seven solos)...also was credited with one quarterback hit/pressure...played 45 defensive snaps versus Oakland (9/15)...registered five total tackles (all solos)...also was credited with a quarterback hit/pressure...logged 37 defensive plays versus Cleveland (9/29)...finished with eight total tackles (seven solos), his most of the early season...also had one quarterback hit/pressure and a pass defended...played 43 defensive snaps at New Orleans (10/6)...finished with seven total tackles (four solos)...also had one pass defense and two solo special-teams tackles...logged 28 defensive plays at Cincinnati (10/13)...finished with four total tackles (three solos), two for losses totaling five yards...had another big game versus Indianapolis (10/21)...tied Aaron Smith for team lead with nine total tackles (eight solos)...logged 39 defensive plays...finished with nine total tackles (six solos) at Baltimore (10/27)...also was credited with one pass defended...recorded two solo tackles at Cleveland (11/3)...played 18 defensive snaps...blocked the potential game-winning 56-yard field goal attempt by Jay Feely versus Atlanta (11/10)...finished with five total tackles (four solos)...also recovered a fumble forced by Dewayne Washington...logged 50 defensive plays...played 37 defensive snaps at Tennessee (11/17) before suffering a knee injury...was credited with eight total tackles (six solos)...was inactive because of his knee injury versus Cincinnati (11/24)...returned to the starting lineup after missing one game with his knee injury at Jacksonville (12/1)...finished with six total tackles (five solos)...played 28 defensive snaps...had one of his most productive days as a Steeler versus Houston (12/8), registering five solo tackles...was credited with 4½ tackles for losses totaling six yards...played 36 defensive snaps...finished with three solo tackles versus Carolina (12/15)...played 34



defensive snaps...recorded one assist before leaving the game with a shoulder injury at Tampa Bay (12/23)...was deactivated in the regular season-finale versus Baltimore (12/29) to rest his ailing sternum...finished with three solo tackles versus Cleveland (1/5)...also was credited with a sack for five yards...finished with 10 total tackles (seven solos) at Tennessee (1/11)...also was credited with two passes defended. **2001:** Finished the season with 181 total tackles (116 solos)...started all 16 games for the first time in his career...also was credited with one sack for eight yards, nine pass defenses and three forced fumbles...had a team-high 11 tackles in the Jets' thrilling 24-22 win at the Oakland Raiders (1/6/02)...had 11 tackles versus Buffalo (12/30)...was active in all phases of the game at Indianapolis (12/23)...tied for second on the team in tackles with fellow LB Mo Lewis (9) and also registered one pass defense...led the team in tackles with 13 stops versus Cincinnati (12/16) and made a huge play late in the fourth quarter with the Jets holding onto a 15-14 lead when he snared a Jon Kitna pass intended for WR Peter Warrick at the Jets' 48 and returned the ball 37 yards...had 10 tackles and two pass defenses at Pittsburgh (12/9), the second highest on the team...registered 10 tackles and helped the Jets limit the Patriots to 264 yards of offense versus New England (12/2)...had 12 tackles at Miami (11/18)...was a key member of a defense that created five takeaways and shut out the Dolphins in Miami for the first time since 1970...also credited with one pass defense...had a team-high 12 tackles in the team's 27-7 dominating win versus Kansas City (11/11)...also was credited with one QB pressure...was strong in all facets of the game at New Orleans (11/4), registering six tackles and a key third-down sack in the fourth quarter on a blitz ...added another hit on the quarterback...was instrumental in the defense surrendering only 58 yards rushing on 19 carries to RB Rickey Williams...finished second in tackles at Carolina (10/28), registering seven stops and helped the Jets defense limit the Panthers to 162 yards of total offense, 92 rushing and 70 passing...collected 10 tackles versus St. Louis (10/21)...had 12 tackles versus Miami (10/14) and was instrumental in keeping RB Lamar Smith in check (22-54-2.3 avg.)...had a monstrous game at Buffalo (10/7), registering a team-high 18 tackles and two forced fumbles, the first occurred in the third quarter when he tackled FB Larry Centers after a one-yard gain and was picked up by Mo Lewis and returned 15 yards for a TD...also stripped RB Travis Henry of the ball at the Jets' 41 in the third quarter that was recovered by Buffalo...also had three passes defended...had a team-high 10 tackles versus San Francisco (10/1) and forced a fumble at the beginning of the third quarter when he stripped TE Eric Johnson of the ball at the 49ers' 41 that was recovered by Jets DT Tom Barndt...produced perhaps his finest day as a professional at New England (9/23) when he tied Victor Green for the team lead in tackles (13)...added a tackle for a loss and recorded his second career interception...picked off a Drew Bledsoe pass intended for WR Charles Johnson in the Jets' end zone on a third-and-seven from the Jets' eight-yard line in the fourth quarter and with the Jets leading, 10-3...returned the ball from three yards deep in the end zone out to the NYJ 44-yard line...had 10 tackles in the season opener versus Indianapolis (9/9). **2000:** Played in all 16 games, making 5 starts at ROLB, platooning with RomanPhifer...credited with 56 tackles (5th on the team), five PD, one FF, one INT and one sack...helped the Jets defense limit the Ravens to 142 yards of total offense and five first downs in season finale at BAL...had 4 tackles on the afternoon as a starter in the team's 17-10 win over the Bears in game 12 and helped the defense limit the Bears to 233 yards of total offense... helped the Jets limit MIA to 200 yards of total offense (117 passing and 83 rushing)...made a big play



when he tackled RB Lamar Smith for a six-yard loss on a third-and-one in the first quarter...was second on the team in tackles with seven stops in game 10 at IND and forced a Jim Finn fumble at the Jets' goal-line in the first half...started at ROLB his and nine tackles were second most on the team in Game 9 vs. DEN and recorded his first career INT on a pass intended for TE Dwayne Carswell that he made a diving INT on...finished second on the team in tackles with seven stops in the team's thrilling 21-17 win over the Bucs in Game 4 at TB...the Jets limited the Bucs to a total of 59 yards in the second half and three first downs...also had one special teams tackle...started and played one of his best games in a Jets uniform, registering five tackles and sacking Drew Bledsoe for a six-yard loss in Game 2 vs. NE. **1999:** Played in all 16 games, making four starts, and splitting time with Phifer at the ROLB spot...was in on 38 tackles, two sacks, two PD and one FF...also had seven special teams tackles and played on numerous special teams units...had 2 tackles and did a nice job of generating pressure on Jon Kitna throughout the day in the team's 19-9 win over the Seahawks in the season finale...started at ROLB in game 15 at DAL in the team's 22-21 win over the Cowboys and had four tackles...had a season-high five tackles and sacked Dan Marino for a nine-yard loss in Game 13 vs. Miami...recorded his first sack of the season in Game 8 win over ARZ, dropping Dave Brown for an eight-yard loss which came on the Cardinals last possession of game and deep in their own territory...split time with Phifer in Game 4 at Denver and chipped in with two special teams stops...had three tackles, one PD, one special teams outing in Game 3 vs. Washington...started the first three games of the season at ROLB. **1998:** Played in 12 games with two starts and registered 27 tackles and a fumble...posted two tackles on defense, one sack and two special teams tackles in the AFC Championship Game at Denver...had one special teams tackle in the AFC Divisional Playoff game vs. JAX...had one FR and played on special teams in Game 13 vs. Seattle...saw the most extensive action since his injury in Game 10 at IND when he had four tackles...even saw some time as the SS in the dime package in Game 9 vs. Buffalo and had two solo tackles...returned to the starting lineup in Game 6 at New England...was inactive for Games 2-5...had six solo tackles and one PD in the opener at San Francisco but midway through the third quarter suffered a sprained right knee and did not return to action. **1997:** Enjoyed a steady, productive rookie campaign in the team's 3-4 defense...racked up 71 tackles, 1½ sacks, one FF and one PD...was a big factor in all aspects of the defense in Game 15 vs. TB when he had four tackles and teamed up with fellow LB Mo Lewis to sack Trent Dilfer...teamed with DB Corwin Brown to force a fumble and registered 6 tackles in game 12 vs. MIN...had a big day in Game 9 OT win vs. Baltimore when he had eight tackles and helped to keep RB Bam Morris in check...sliced through blocks and hauled down Morris on a crucial third-and-one situation for a two-yard loss...led the team with a career-high 10 tackles in Game 3 at New England...also tackled BUF P Chris Mohr for a nine-yard loss when he muffed the snap in Game 2...made his starting debut in Game 2 vs. Buffalo at ROLB (weak-side) in the Jets' 3-4 defense and had three tackles...was the eighth player selected overall in the 1997 draft (1st LB)...Jets traded their first-round pick (1st overall) to St. Louis for its first (sixth overall), third, fourth and seventh-round picks...Jets then traded #6 overall pick to TB and obtained their first-round pick (#8 overall) and its fourth-round pick.

COLLEGE: Was a three-year starter and four-year letterman for the Cavaliers...ranked third on Virginia's all-time tackle chart with 381 stops at the time of his departure...earned All-ACC first-team honors as a senior while registering 107



tackles, 13 tackles for a loss, seven PD, 6½ sacks, two sacks from the LOLB spot...had a 55-yard INT return for a TD in win over Central Michigan...had 18-tackle game in win over UNC...as a junior he earned all-ACC second-team honors after he started every game at LOLB and led the team in tackles (122 stops)...also had half sack, nine PD and an INT...earned all-ACC honorable mention as a sophomore when he started every game at LOLB and finished second on the team in tackles (100), one sack, a blocked punt, four INT and six PD...appeared in 10 games as a freshman and had 52 tackles, placing him seventh on the team, despite not starting any games...earned ACC Newcomer of the Week honors when he came off the bench to register 18 tackles vs. Ohio...had seven tackles and a FR vs. Boston College in the Carquest Bowl.

PERSONAL: Single...majored in psychology...was a *Parade* All-America selection and named Virginia's Group AA co-Offensive Player of the Year as senior at Matoaca H.S. in his hometown and birthplace of Ettrick, VA...also selected first-team All-Conference at both FB and LB...also earned All-Metro and All-State honors...was *The Richmond Times-Dispatch's* co-Player of the Year after posting 78 tackles, 11 sacks, 5 blocked kicks, 4 FR and 2 INT...rushed the ball 105 times for 1,006-9.6 avg., 22 TD and 19-340-17.9 avg., 4 TD receiving as a senior fullback...earned All-Metro, district and region honors as a junior when he had 86 tackles on defense and 110-872-8.7 avg.-10 TD rushing and 23-563-24.5 avg.-6 TD receiving...lettered three times in football, track and basketball...nicknamed "Potsie" by his parents, Rebecca and James Farrior, because he had a pot-belly as a child and because of the popularity of the sit-com "Happy Days"...Full name: James Farrior.

FARRIOR'S GAME-BY-GAME STATISTICS

2002

Date	Opponent	I	AT	Sack/		INT	PD	FF	FR
				TOT	YDS				
9/9	at New England	7	2	9	0.0/0	0/0	0	0	0
9/15	Oakland	5	0	5	0.0/0	0/0	0	0	0
9/29	Cleveland	7	1	8	0.0/0	0/0	0	0	1
10/6	at New Orleans	4	3	7	0.0/0	0/0	1	0	0
10/13	at Cincinnati	3	1	4	0.0/0	0/0	0	0	0
10/21	INDIANAPOLIS	8	1	9	0.0/0	0/0	0	0	0
10/27	at Baltimore	6	3	9	0.0/0	0/0	1	0	0
11/3	at Cleveland	2	0	2	0.0/0	0/0	0	0	0
11/10	ATLANTA	4	1	5	0.0/0	0/0	0	0	1
11/17	at Tennessee	6	2	8	0.0/0	0/0	0	0	0
11/24	CINCINNATI	INACTIVE							
12/1	at Jacksonville	5	1	6	0.0/0	0/0	0	0	0
12/8	HOUSTON	5	0	5	0.0/0	0/0	0	0	0
12/15	CAROLINA	1	2	3	0.0/0	0/0	0	0	0
12/23	at Tampa Bay	0	1	1	0.0/0	0/0	0	0	0
12/29	BALTIMORE	INACTIVE							
SEASON TOTALS		63	18	81	0.0/0	0/0	2	0	2

POSTSEASON

1/5	CLEVELAND	3	0	3	1.0/5	0/0	0	0	0
1/11	at Tennessee	7	3	10	0.0/0	0/0	2	0	0
POSTSEASON TOTALS		10	3	13	1.0/5	0/0	2	0	0



2001

Date	Opponent	T	AT	TOT	Sack/		INT	PD	FF	FR
					YDS					
9/9	INDIANAPOLIS	8	2	10	0.0/0		0-0	0	0	0
9/23	at New England	11	2	13	0.0/0		1-47	0	0	0
10/1	SAN FRANCISCO	8	5	13	0.0/0		0-0	0	1	0
10/7	at Buffalo	12	4	16	0.0/0		0-0	1	2	0
10/14	MIAMI	5	7	12	0.0/0		0-0	3	0	0
10/21	ST. LOUIS	6	4	10	0.0/0		0-0	0	0	0
10/28	at Carolina	7	0	7	0.0/0		0-0	0	0	0
11/4	at New Orleans	4	2	6	1.0/8		0-0	0	0	0
11/11	KANSAS CITY	10	2	12	0.0/0		0-0	0	0	0
11/18	at Miami	6	6	12	0.0/0		0-0	1	0	0
12/2	NEW ENGLAND	4	6	10	0.0/0		0-0	0	0	0
12/9	at Pittsburgh	6	4	10	0.0/0		0-0	2	0	0
12/16	CINCINNATI	8	5	13	0.0/0		1-37	1	0	0
12/23	at Indianapolis	3	6	9	0.0/0		0-0	1	0	0
12/30	BUFFALO	8	3	11	0.0/0		0-0	0	0	0
1/6/02	at Oakland	10	1	11	0.0/0		0-0	0	0	0
SEASON TOTALS		116	65	181	1.0/8		2-84	9	3	0

FARRIOR'S CAREER STATISTICS

Regular Season

TACKLES	Solo	AT	Tot.	Sp.T.	Sacks	FF	FR	INTERCEPTIONS	No.	Yds.	Avg.	LG	TD
1997 N.Y. Jets (AFC)	53	18	71	6	1.5	1	0	1997 N.Y. Jets (AFC)	0	0	0.0	—	0
1998 N.Y. Jets (AFC)	17	10	27	1	0.0	0	1	1998 N.Y. Jets (AFC)	0	0	0.0	—	0
1999 N.Y. Jets (AFC)	30	8	38	7	2.0	1	0	1999 N.Y. Jets (AFC)	0	0	0.0	—	0
2000 N.Y. Jets (AFC)	46	10	56	2	1.0	1	0	2000 N.Y. Jets (AFC)	1	0	0.0	—	0
2001 N.Y. Jets (AFC)	116	65	181	5	1.0	3	0	2001 N.Y. Jets (AFC)	2	84	42.0	47	0
2002 Pittsburgh (AFC)	63	18	81	3	0.0	0	2	2002 Pittsburgh (AFC)	0	0	0.0	—	0
NFL Totals (6 years)	325	129	454	24	5.5	6	3	NFL Totals (6 years)	3	84	28.0	47	0
Steelers Totals (1 year)	65	16	81	3	0.0	0	2	Steelers Totals (1 year)	0	0	0.0	--	0

Postseason

TACKLES	Solo	AT	Tot.	Sp.T.	Sacks	FF	FR
1998 N.Y. Jets (AFC)	2	0	2	3	1.0	0	0
2002 Pittsburgh (AFC)	10	3	13	0	1.0	0	0
NFL Totals (2 years)	12	3	15	3	2.0	0	0
Steelers Totals (1 year)	10	3	13	0	1.0	0	0

50 LARRY FOOTE

LINEBACKER



HEIGHT—6-0
WEIGHT—231
COLLEGE—Michigan
BIRTHDATE—June 12, 1980
BIRTHPLACE—Detroit, Mich.
HOW ACQUIRED—D4-'02 (#30, 128)
NFL EXPERIENCE—2nd Year
GAMES PLAYED-STARTED/POSTSEASON—'02 (14-3/2-0)
CAREER TOTALS: 14-3 (2-0)

PRO: Was one of seven 2002 draft choices to make the final roster...proved to be a valuable addition as Kendrell Bell was hampered throughout the season because of an ankle injury. **2002:** Finished with 19 total tackles (16 solo stops)...also was credited with three special-teams tackles and also a special-teams fumble recovery...accumulated considerable playing time in season-opener at New England in place of Kendrell Bell who was lost early in the game after aggravating his ankle injury...logged 38 defensive plays...finished with three solo tackles...made his first pro start versus Oakland (9/15) at inside linebacker for the injured Kendrell Bell...played 45 defensive snaps...finished with three total tackles (two solos)...earned a second start for the injured Kendrell Bell versus Cleveland (9/29)...logged 37 defensive plays...finished with four total tackles (three solos)...started his third straight game for Kendrell Bell at New Orleans (10/6)...played 30 defensive snaps...was credited with four solo tackles...made his fourth straight start at inside linebacker at Cincinnati (10/13)...logged 26 defensive plays...finished with two total tackles...saw all his playing time on special teams at Baltimore (10/27)...registered one special-teams tackle versus Atlanta (11/10)...was inactive due to a calf injury at Tennessee (11/17)...was deactivated because of his knee injury versus Cincinnati (11/24)...was credited with one special-teams assist versus Carolina (12/15)...recovered a fumble on Chester Taylor's muffed kickoff that led to the Steelers eventual game-winning field goal versus Baltimore...was credited with one solo special-teams tackle...saw limited action when Kendrell Bell aggravated his ankle injury near the end of the game in Wild Card game versus Cleveland (1/5)...filled in admirably for injured Kendrell Bell in Divisional Playoff at Tennessee (1/11)...tied Lee Flowers for team honors with 11 total tackles (seven solos).

COLLEGE: Started 28 of 48 games he appeared in for the Wolverines...finished career with 212 tackles (145 solos), 11 sacks for minus-81 yards and 44 stops for losses of 155 yards...ranked fourth in school history in stops behind the line of scrimmage...intercepted three passes and deflected 18 others...was a first-team All-American selection by *Football News* and a second-team selection by *The Sporting News* as a senior...was a consensus All-Big Ten Conference first-team and Defensive Player of the Year...received the Roger Zatkoff Award, given to the team's



top linebacker...was an All-Big Ten Conference first-team choice by the league's coaches as a junior...earned second-team honors from the media...played in every game during his freshman and sophomore seasons...majored in physical education in the division of kinesiology.

PERSONAL: Attended Pershing High School in Detroit, Mich....was a *PrepStar Magazine* High School All-American selection...added All-State honors as a senior...rated as the No. 2 player on the *Detroit Free Press* "Fab 50" list...recorded 377 tackles with 39 sacks, 52 stops behind the line of scrimmage and scored 18 defensive touchdowns during his career...also caught 72 passes for 998 yards and 22 scores...competed as a strong safety, tight end and linebacker...is the son of Leslie Matthews and Larry Foote Sr...Full name: Lawrence Edward Foote Jr.

FOOTE'S GAME-BY-GAME STATISTICS

2002

Date	Opponent	T	AT	TOT	Sack/ YDS		INT	PD	FF	FR
9/9	at New England	3	0	3	0.0/0	0/0	0	0	0	0
9/15	OAKLAND	2	1	3	0.0/0	0/0	0	0	0	0
9/29	CLEVELAND	4	1	5	0.0/0	0/0	0	0	0	0
10/6	at New Orleans	4	0	4	0.0/0	0/0	0	0	0	0
10/13	at Cincinnati	2	0	2	0.0/0	0/0	0	0	0	0
10/21	INDIANAPOLIS	0	0	0	0.0/0	0/0	0	0	0	0
10/27	at Baltimore	0	0	0	0.0/0	0/0	0	0	0	0
11/3	at Cleveland	0	0	0	0.0/0	0/0	0	0	0	0
11/10	ATLANTA	0	0	0	0.0/0	0/0	0	0	0	0
11/17	at Tennessee				INACTIVE					
11/24	CINCINNATI				INACTIVE					
12/1	at Jacksonville	0	0	0	0.0/0	0/0	0	0	0	0
12/8	HOUSTON	0	0	0	0.0/0	0/0	0	0	0	0
12/15	CAROLINA	0	0	0	0.0/0	0/0	0	0	0	0
12/29	BALTIMORE	1	1	2	0.0/0	0/0	0	1	0	0
SEASON TOTALS		16	3	19	0.0/0	0/0	0	1	0	0

POSTSEASON

1/5	CLEVELAND	0	0	0	0.0/0	0/0	0	0	0	0
1/11	at Tennessee	7	4	11	0.0/0	0/0	0	0	0	0
POSTSEASON TOTALS		7	4	11	0.0/0	0/0	0	0	0	0

FOOTE'S CAREER STATISTICS

Regular Season

TACKLES	Solo	AT	Tot.	Sp.T.	Sacks	FF	FR	INTERCEPTIONS	No.	Yds.	Avg.	LG	TD
2002 Pittsburgh (AFC)	16	3	19	3	0.0	1	1	2002 Pittsburgh (AFC)	0	0	0.0	—	0
NFL Totals (1 year)	16	3	19	3	0.0	1	1	NFL Totals (1 year)	0	0	0.0	—	0

Postseason

TACKLES	Solo	AT	Tot.	Sp.T.	Sacks	FF	FR
2002 Pittsburgh (AFC)	7	4	11	0	0.0	0	0
NFL Totals (1 year)	7	4	11	0	0.0	0	0

71 TODD FORDHAM

OFFENSIVE LINE

**HEIGHT** - 6-5**WEIGHT** - 315**COLLEGE** - Florida State**BIRTHDATE** - October 9, 1973**BIRTHPLACE** - Atlanta, Ga.**HOW ACQUIRED**: UFA (Jacksonville '02)**NFL EXPERIENCE** - 7th Year**GAMES PLAYED/STARTED** - '97 (1-0/0-0), '98 (11-1/0-0), '99 (IR), '00 (16-8/0-0), '01 (12-12/0-0), '02 (16-9/0-0)**CAREER TOTALS**: 56-30 (0-0)

PRO: Is a versatile veteran lineman who can play both guard and offensive tackle on either side of the line...could challenge for a starting tackle position...has started in more than half of NFL games played, with 12 starts at left tackle, 17 at right tackle and one at right guard in 56 appearances...originally joined Jaguars as undrafted rookie out of Florida State in 1997...left Jaguars to sign with Broncos as unrestricted free agent in 2001, only to re-join team after being waived by Denver...saw action in one game as an undrafted rookie in 1997, in 11 games in 1998 (one start), spent all of 1999 on injured reserved and started eight games in 2000, when he took over as the starting right tackle at midseason when Zach Wiegert was injured...returned to Jaguars in 2001 and took over for injured Tony Boselli at left tackle, starting career-high 12 games...was one of only three undrafted rookies to join Jaguars' roster in 1997 (only one on offense). **2002:** Started nine of 16 games...played on PAT and FGA units versus Indianapolis (9/9)...played on PAT and FGA units at Kansas City (9/15)...played on PAT and FGA units and saw action at right tackle in fourth quarter for Mo Williams (heat cramps) versus N.Y. Jets (9/29)...played on PAT and FGA units versus Philadelphia (10/6) and saw action at right tackle for two plays in third quarter for Mo Williams (heat cramps)...played on PAT and FGA units at Tennessee (10/13) and took over at right tackle in first quarter when Mo Williams was injured...played in 45th NFL game...played on PAT and FGA units at Baltimore (10/20)...played on PAT and field-goal units versus Houston (10/27)...made first start of the season at right tackle in place of injured Zach Wiegert at N.Y. Giants (11/3) and played entire game against Michael Strahan...was first starting action at right tackle since final eight games of 2000 season...started at right tackle versus (11/10) and played entire game...started at right tackle at Houston (11/17) and played every offensive snap in 50th NFL game...made 25th NFL start at right tackle at Dallas (11/24) and played entire game...started at right tackle versus Pittsburgh (12/1) and played entire game...started at right tackle versus Cleveland (12/8) and played entire game...contributed in Fred Taylor's 145 rushing performance...started at right tackle at Cincinnati (12/15) and played entire game...started at right tackle versus Tennessee (11/22) and played entire game in 55th NFL contest...started at right tackle at Indianapolis (12/29) and played entire



game...made one tackle following David Garrard's lost fumble. **2001:** Started the final 12 games, replacing injured Tony Boselli...spent the preseason with the Denver Broncos after signing as an unrestricted free agent on April 12...released by Broncos in final cuts on Sept. 2 and was out of football for a month...re-signed with Jaguars on Oct. 2 to provide depth on offensive line, then took over at left tackle when Tony Boselli was placed on injured reserve...declared inactive five days after re-signing for Oct. 7 game at Seattle when Boselli tried to play through shoulder injuries, then took over at left tackle the next game (Oct. 18 vs. Buffalo)...missed only one play the rest of the year...received offensive game ball with rest of offensive line on Dec. 23 at Minnesota when team rushed for 214 yards (third most in franchise history). **2000:** Played in all 16 games for first time in career, starting eight times at right tackle...started season as reserve lineman and special teams player...saw fourth-quarter action at left tackle in Sept. 3 opener when Tony Boselli rested...played two snaps at left tackle for a shaken-up Boselli at Baltimore (10/8), then all of fourth quarter at right tackle after Zach Wiegert was ejected...took over at right tackle on versus Washington (10/22) when Wiegert was injured...made first NFL start at right tackle at Dallas (10/29), then started rest of the season...started in seven of the nine consecutive 100-yard rushing performances by Fred Taylor...received an offensive game ball along with Taylor, Kyle Brady and rest of offensive line versus Seattle (11/10). **1999:** Missed the entire season...suffered a torn medial collateral ligament and torn ACL in his left knee on Aug. 7 in a combined practice session with the Atlanta Falcons. **1998:** Played primarily on special teams, seeing action in 11 games and making one start at right guard...injured while playing offensive tackle in the first preseason game and did not play in the first two regular-season games...fielded a kickoff for no return yards versus Tampa Bay (11/15)...made the first start of his NFL career versus Tennessee (12/13) at right guard for injured Rich Tylski, playing the entire game despite suffering a thumb injury...was inactive for the final two games and both postseason contests. **1997:** Signed as an undrafted free agent on April 21...played in all four preseason games as a reserve before being waived Aug. 24 in the final cuts...signed to practice squad the next day...began season on team's practice squad before joining the active roster Sept. 23...was inactive for next 11 games, then dressed but did not play for Game 15 and saw his first NFL action in the final minutes of the season finale at Oakland (12/21) at offensive tackle...dressed but did not play in Wild-Card playoff at Denver (1/27).

COLLEGE: Was a four-year letterman who played in 44 games at Florida State...started every game at right tackle as a senior in 1996, moving to right guard for the last two contests...named to the All-ACC second team and first-team All-ACC by *Football News*...had a team-high 30 pancakes for the season and gave up just one sack...ranked second among team's offensive linemen with fewest missed assignments...was offensive team captain...started every game in 1995, receiving honorable mention All-ACC honors...did not allow a sack or a pressure all year...saw action in every game in 1994 and split starting duties...played in seven games in 1993 as a reserve at both tackle positions and on special teams...redshirted as a freshman in 1992...graduated in 1996 with a degree in business.

PERSONAL: Married (Mandy) with son Carter (4/8/00)...lives in Jacksonville ... was a two-way player who earned honors on both offense and defense at Tift



County High in Tifton, Ga....was a first-team 4A All-State selection at defensive end...was named one of the top 12 offensive linemen in Georgia by the *Atlanta Journal-Constitution*...also played tight end...was very active in the Jacksonville community...was active in the Christian community, including Southpoint Community Church...has attended numerous local fundraisers with his teammates year-round...frequently speaks at local churches and elementary schools and visits with at-risk youth at the Baptist Home for Children...co-owns Big Cats Landscaping Services along with former teammate Joel Smeenge...Full name: Lindsey Todd Fordham.

45 CHRIS FUAMATU-MA'AFALA

RUNNING BACK



(Pronounced FU ah ma too ma AH fa la)

HEIGHT—6-0

WEIGHT—254

COLLEGE—Utah

BIRTHDATE—March 4, 1977

BIRTHPLACE—Honolulu, Hawaii

HOW ACQUIRED—Draft (6th in 1998)

NFL EXPERIENCE—5th Year

GAMES PLAYED-STARTED/POSTSEASON—'98 (12-0/0-0), '99 (10-0/0-0), '00 (7-1/0-0), '01 (16-5/2-0), '02 (8-0/2-0)

CAREER TOTALS: 53-6 (4-0)

PRO: Gives the Steelers some quality depth at running back in a similar style to the "Bus"...has been plagued with injuries throughout his career but has proven his value when healthy...was re-signed as a restricted free agent April 19, 2001 and then signed a multi-year extension April 26, 2001. **2002:** Played in just eight games...finished with 115 yards on 23 carries...also had two receptions for 12 yards...had one reception for six yards in season-opener at New England...was flagged with a costly unsportsmanlike conduct penalty when the Steelers were deep in New England territory...blocked his first punt of the year late in the second quarter versus Oakland (9/15) that led to a late first-half field goal...was credited with one special-teams assist...finished with 20 yards on five carries, a 4.0 average, versus Cleveland (9/29)...was deactivated because of his rib injury at New Orleans (10/6)...was inactive for the second straight game with rib injury at Cincinnati (10/13)...returned to active duty for the first time in three weeks versus Indianapolis (10/21)...gained 25 yards on two carries, including a long of 16 yards...finished with 21 yards on eight carries at Baltimore (10/27), including a long of six yards...was inactive because of pectoral muscle injury at Cleveland (11/3)...was inactive for the second straight week versus Atlanta (11/10)...was inactive for the third straight week because of rib injury at Tennessee (11/17)...was deactivated for the fourth straight week versus Cincinnati (11/24)...was inactive for the fifth straight week at Jacksonville (12/1)...made his first game appearance in five weeks versus Houston (12/8)...was inac-



tive versus Carolina (12/15)...was credited with three solo special-teams tackles at Tampa Bay (12/23)...had his most productive offensive performance in eight games versus Baltimore (12/29)...finished with 49 yards on eight carries, a 6.1-yard average, including a long of 17...also caught one pass for six yards...scored the game-winning touchdown in Wild Card game versus Cleveland (1/5) on a three-yard burst with 54 seconds remaining...finished with four yards on two carries...also had two receptions for 10 yards...caught one pass for five yards in Divisional Playoff at Tennessee (1/11)...also registered two special-teams tackles (one solo)...was called for a illegal block that nullified an apparent Antwaan Randle El's apparent punt return for a touchdown. **2001:** Proved his value when Jerome Bettis suffered a groin injury that forced him to miss the final five games of the season...experienced his best and healthiest season after being hampered by injuries during his first three seasons...filled in admirably, starting five games, and recorded his first 100-yard game...finished with a career-high 453 yards on 120 carries for a 3.4-yard average...also scored two rushing TDs...had 16 receptions for 127 yards and one receiving TD...caught one pass for seven yards in season-opener at Jacksonville (9/9)...scored the team's first offensive touchdown at Buffalo (9/30) with a 22-yard burst in the final quarter...finished with just that one carry...also caught two passes for two yards...was credited with a special-teams tackle at Tampa Bay (10/21)...had three carries for nine yards versus Tennessee (10/29)...accumulated more playing time versus Baltimore (11/4) because of the injury to Amos Zereoue...had three carries for three yards...also had two receptions for eight yards...had one carry for a loss of one yard at Cleveland (11/11)...was credited with two special-teams assists...had one carry for a yard versus Jacksonville (11/18)...had one carry for a yard at Tennessee (11/25)...also was credited with one special-teams assist...finished with 12 carries for 74 yards versus Minnesota (12/2), including a key 46-yard burst that helped seal the Steelers' 21-16 victory...made his second career start versus the N.Y. Jets (12/9), filling in for the injured Jerome Bettis...led the Steelers with 50 yards on 21 carries, including a one-yard TD...also caught one pass for no gain...had a career day versus Detroit (12/23) in his third straight start for the injured Jerome Bettis...rushed for a career-high 126 yards on 26 carries, a 4.8-yard average...also caught two passes for 53 yards, including a 54-yard screen pass on which he broke several tackles...started his fourth straight game for the injured Jerome Bettis at Cincinnati (12/30)...finished with 55 yards on 25 carries, including a long of 13...also caught five passes for 50 yards, including a 37-yard TD reception on a screen pass...was off to possibly another career day versus Cleveland (1/6/02) until suffering a minor groin injury in the third quarter...finished with 98 yards and one TD on 17 carries, an average of 5.8 yards a carry, including runs of 25 and 17 yards...also had two receptions for 15 yards...filled in admirably for Jerome Bettis in AFC Playoff game versus Baltimore (1/20)...finished with 30 yards on 12 carries, including a long of eight yards...had limited action in the AFC Championship game (1/27) because of the return of Jerome Bettis. **2000:** Seemed to be on course for a healthy season until suffering a fractured foot in the Oct. 22 Cleveland game...did not return for the rest of the season and was placed on the reserved/injured list Dec. 20...finished with 149 yards and one TD on 21 carries...also caught 11 passes for 107 yards...missed most of the second half with a strained hamstring versus Baltimore (9/3)...returned from his hamstring injury and made some key plays at Cleveland (9/17)...gained 22 yards on two carries, including a long of 20 yards that helped put the Steelers in field



position for a possible game-winning field-goal on the final drive of the game...also had two catches for eight yards...was effective as the team's backup running back in place of the injured Richard Huntley versus Tennessee (9/24)...finished with four carries for 21 yards, a 5.3-yard average...had a long carry of nine yards...also caught three passes for 36 yards, including a long of 20 yards...made two tackles on special teams (one solo)...had an outstanding all-around performance at Jacksonville (10/1)...compiled 51 yards for one TD on seven carries, a 7.3-yard average...also caught two passes for 39 yards for a 19.5-yard average, including a long of 25 yards...settled into the backup running back role with another productive day at N.Y. Jets (10/8)...rushed for 34 yards on seven carries, including a long of 22 yards...caught two passes for one yard...also was credited with three special-teams tackles versus Cincinnati (10/15)...started his first game as a Steeler at fullback versus Cleveland (10/22)...suffered a season-ending mid-foot fracture near the end of the third quarter and did not return...finished with one carry for 20 yards. **1999:** Was hampered through the early portion of the season with a hamstring injury...accumulated most of his action on special teams...finished with nine special-teams tackles (six solos) and a forced fumble...played in just 10 games...was hampered throughout the preseason with a high-ankle sprain suffered prior to the Carolina game...was deactivated Friday for the first two weeks of the season and Sunday for the third game because of an ankle injury...was activated for the first time in season but did not play versus Jacksonville (10/3)...played on kickoff coverage team at Buffalo (10/10)...registered two special-teams assists at Cincinnati (10/17)...was credited with two special teams assists at San Francisco (11/7)...registered a team-high three solo special teams tackles versus Cleveland (11/14)...played mostly on special-teams, registering one solo special-teams tackle, at Tennessee (11/21)...had his first run from scrimmage since the Dec. 13, 1998 Tampa Bay game against Cincinnati (11/28)...had one carry for four yards...registered one special-teams assist and caused a fumble that was recovered by Jacksonville (12/2)...was credited with one special-teams tackle before leaving the game with a fractured right hand at Kansas City (12/18)...was deactivated for the final two games of the season. **1998:** Did not start in the season-opener at Baltimore (9/6) but saw action on several third-down plays and on special teams...caught one pass for 17 yards...downed Baltimore punter Kyle Richardson after a bad snap at the Ravens five-yard line that set up a Steelers touchdown midway through the third quarter...had one reception for five yards...also had two special-teams tackles versus Chicago (9/13)...had one carry for two yards and a reception for four at Miami (9/20)...scored his first official TD as a pro on a nifty 10-yard pitch for the Steelers only touchdown of the game against Seattle (9/27)...also had a reception for eight yards...missed most of the second half after suffering a shoulder injury late in the second quarter at Cincinnati (10/11)...had two special-teams tackles...logged limited playing time on offense but was one of the team's special-teams standouts against Baltimore (10/18)...tied Lance Brown with a team-high three special-teams tackles...also rushed for three yards on two carries...finished the game with one carry for three yards and a reception for one yard at Kansas City (10/26)...also was credited with one solo special-teams tackle...scored his second career touchdown on a five-yard run in the Monday Night game versus Green Bay (11/9)...finished with one carry for five yards and one reception for 11 yards...also had two special-teams tackles...had a shining moment on a nifty 26-yard screen pass for a touchdown at Tennessee (11/15) but missed most of the second half with a hamstring injury...finished the game with two catches for 38 yards...missed his first game of the year because of a hamstring injury against Jack-



sonville (11/22)...was deactivated Friday...missed the ensuing three games because of his hamstring injury...returned to game action at Tampa Bay (12/13) for the first time since suffering a hamstring injury in the Nov. 15 Tennessee game...had one carry for seven yards...had one reception for no gain versus Cincinnati (12/20)...re-injured his hamstring Thursday prior to the game and was deactivated on Saturday prior to the Monday Night Jacksonville game (12/28).

COLLEGE: Finished career ranked third on Utah's all-time career rushing list with 2,638 yards...started seven games in 1997, finishing second on the team with 814 yards and four touchdowns on 154 carries...gained 143 yards on 26 carries in win against Louisville...rushed for 125 yards on 23 carries in 15-10 win against New Mexico...was a 1996 All-Western Athletic Conference first-team pick...voted Team Most Valuable Player in 1996...led team with 168 carries for 982 yards (5.8 avg.) and nine touchdowns...caught 10 passes for 80 yards...rushed 29 times for 169 yards in 45-17 win against Fresno State...rushed for 236 yards and scored three touchdowns in 34-7 victory versus Texas-El Paso, the second best single-game performance in school history to Eddie Johnson's 248 yards versus Texas-El Paso in 1984...rushed 20 times for 182 yards and had TDs of 70 and 52 yards in 21-7 win against Texas Christian...selected as third-team All-American and All-Far West Freshman Offensive Player of the Year by *The Poor Man's Guide to the NFL Draft* in 1995...voted WAC Freshman of the Year...named team's Newcomer of the Year and Offensive Most Inspirational Player of the Year...earned Ute Player of the Game honors versus Texas-El Paso, Wyoming and Utah State...led team with 834 yards and nine touchdowns on 141 carries...became first freshman in Utah history to rush for more than 100 yards in four games...had first career 100-yard rushing performance when he ran 16 times for 130 yards against Texas-El Paso...gained 180 yards on 19 carries, including a 39-yard touchdown against Utah State...majored in general studies.

PERSONAL: Was a two-time All-State selection at St. Louis (Honolulu, Hawaii) High...earned MVP honors and rushed for 893 yards on 97 carries during senior season as his team won its ninth consecutive state championship...is the son of Lusía Ma'afala...his brother Roy Ma'afala was an offensive lineman at Utah (1991-1994)...Full name: Chris Fuamatu-Ma'afala.

Fuamatu-Ma'afala's Career Single-Game Highs

Regular Season

Yards Rushing-126 (12/23/01 vs. Detroit)
Rushing Attempts-26 (12/23/01 vs. Detroit)
Longest Run-46 (12/2/01 vs. Minnesota)
TDs Rushing- 1 (Several Times, Last: 12/29/02 vs. Baltimore)
100-yard Games-1 (12/23/01 vs. Detroit)
Receptions- 5 (12/30/01 at Cincinnati)
Yards Receiving- 53 (12/23/01 vs. Detroit)
Longest Reception- 54 (12/23/01 vs. Detroit)

Postseason

Yards Rushing- 30 (1/20/02 vs. Baltimore)
Rushing Attempts- 12 (1/20/02 vs. Baltimore)
Longest Run-8 (1/20/02 vs. Baltimore)
TDs Rushing- 1 (1/5/03 vs. Cleveland)
100-yard Games- 0
Receptions- 2 (1/5/03 vs. Cleveland)
Yards Receiving- 20 (1/5/03 vs. Cleveland)
Longest Reception- 10 (1/5/03 vs. Cleveland)

FUAMATU-MA'AFALA'S GAME-BY-GAME STATISTICS

		RUSHING					RECEIVING				
2002											
Date	Opponent	No.	Yds.	Avg.	Lg.	TD	No.	Yds.	Avg.	TD	Lg.
9/9	at New England	0	0	0.0	—	0	1	6	6.0	0	6
9/15	OAKLAND	0	0	0.0	—	0	0	0	0.0	0	—
9/29	CLEVELAND	5	20	4.0	7	0	0	0	0.0	0	—
10/6	at New Orleans										
10/13	at Cincinnati										
10/21	INDIANAPOLIS	2	25	12.5	16	0	0	0	0.0	0	—
10/27	at Baltimore	8	21	2.6	6	0	0	0	0.0	0	—
11/3	at Cleveland										
11/10	ATLANTA										
11/17	at Tennessee										
11/24	CINCINNATI										
12/1	at Jacksonville										
12/8	HOUSTON	0	0	0.0	—	0	0	0	0.0	0	—
12/15	CAROLINA										
12/29	BALTIMORE	8	49	6.1	17	0	1	6	6.0	0	6
SEASON TOTALS		23	115	5.0	17	0	2	12	6.0	0	6
POSTSEASON											
1/5	CLEVELAND	2	4	2.0	3 t	1	2	20	10.0	0	10
1/11	at Tennessee	0	0	0.0	—	0	1	5	5.0	0	5
POSTSEASON TOTALS		2	4	2.0	3 t	1	3	25	8.3	0	10

2001											
Date	Opponent	No.	Yds.	Avg.	Lg.	TD	No.	Yds.	Avg.	TD	Lg.
9/9	at Jacksonville	0	0	0.0	—	0	1	7	7.0	0	7
9/30	at Buffalo	1	22	22.0	22 t	1	2	2	1.0	0	1
10/7	CINCINNATI	0	0	0.0	—	0	0	0	0.0	0	—
10/14	at Kansas City	0	0	0.0	—	0	0	0	0.0	0	—
10/21	at Tampa Bay	0	0	0.0	—	0	0	0	0.0	0	—
10/29	TENNESSEE	3	9	3.0	3	0	0	0	0.0	0	—
11/4	BALTIMORE	3	3	1.0	3	0	2	8	4.0	0	9
11/11	at Cleveland	1	-1	-1.0	-1	0	0	0	0.0	0	—
11/18	JACKSONVILLE	1	1	1.0	1	0	0	0	0.0	0	—
11/25	at Tennessee	1	1	1.0	1	0	0	0	0.0	0	—
12/2	MINNESOTA	12	74	6.2	46	0	0	0	0.0	0	—
12/9	N.Y. JETS	21	50	2.4	6	1	1	0	0.0	0	—
12/16	at Baltimore	9	15	1.7	5	0	1	0	0.0	0	—
12/23	DETROIT	26	126	4.8	25	0	2	53	26.5	0	54
12/30	at Cincinnati	25	55	2.2	13	0	5	50	10.0	1	37
1/6/02	CLEVELAND	17	98	5.8	25	1	2	15	7.5	0	10
SEASON TOTALS		120	453	3.8	46	2	16	127	7.9	1	54
POSTSEASON											
1/20	BALTIMORE	12	30	2.5	8	0	0	0	0.0	0	—
1/27	NEW ENGLAND	0	0	0.0	—	0	0	0	0.0	0	—
POSTSEASON TOTALS		12	30	2.5	8	0	0	0	0.0	0	—

2000

Date	Opponent	RUSHING					RECEIVING				
		No.	Yds.	Avg.	Lg.	TD	No.	Yds.	Avg.	TD	Lg.
9/3	BALTIMORE					DNP					
9/17	at Cleveland	2	22	11.0	20	0	2	8	4.0	0	8
9/24	TENNESSEE	4	21	5.3	9	0	3	36	12.0	0	20
10/1	at Jacksonville	7	51	7.3	23	1	2	39	19.5	0	25
10/8	at N.Y. Jets	7	35	5.0	22	0	2	23	11.5	0	25
10/15	CINCINNATI	0	0	0.0	—	0	2	1	0.2	0	4
10/22	CLEVELAND	1	20	20.0	20	0	0	0	0.0	0	—
SEASON TOTALS		21	149	7.1	23	1	11	107	9.7	0	25

1999

Date	Opponent	No.	Yds.	Avg.	Lg.	TD	No.	Yds.	Avg.	Lg.	TD
9/12	at Cleveland					injured/did not play					
9/19	at Baltimore					injured/did not play					
9/26	SEATTLE					injured/did not play					
10/3	JACKSONVILLE					did not play					
10/10	at Buffalo	0	0	0.0	—	0	0	0	0.0	—	0
10/17	at Cincinnati	0	0	0.0	—	0	0	0	0.0	—	0
10/25	ATLANTA	0	0	0.0	—	0	0	0	0.0	—	0
11/7	at San Francisco	0	0	0.0	—	0	0	0	0.0	—	0
11/14	CLEVELAND	0	0	0.0	—	0	0	0	0.0	—	0
11/21	at Tennessee	0	0	0.0	—	0	0	0	0.0	—	0
11/28	CINCINNATI	1	4	4.0	4	0	0	0	0.0	—	0
12/2	at Jacksonville	0	0	0.0	—	0	0	0	0.0	—	0
12/12	BALTIMORE	0	0	0.0	—	0	0	0	0.0	—	0
12/18	at Kansas City	0	0	0.0	—	0	0	0	0.0	—	0
12/26	CAROLINA					inactive/did not play					
1/2	TENNESSEE					inactive/did not play					
SEASON TOTALS		1	4	4.0	4	0	0	0	0.0	—	0

FUAMATU-MA'AFALA'S CAREER STATISTICS
Regular Season

RUSHING						RECEIVING					
No.	Yds.	Avg.	LG	TD		No.	Yds.	Avg.	LG	TD	
1998 Pittsburgh (AFC)	7	30	4.3	10t	2	1998 Pittsburgh (AFC)	9	84	4.3	26t	1
1999 Pittsburgh (AFC)	1	4	4.0	4	0	1999 Pittsburgh (AFC)	0	0	0.0	—	0
2000 Pittsburgh (AFC)	21	149	7.1	23	1	2000 Pittsburgh (AFC)	11	107	9.7	25	0
2001 Pittsburgh (AFC)	120	453	3.4	46	2	2001 Pittsburgh (AFC)	16	127	7.9	54	1
2002 Pittsburgh (AFC)	23	115	5.0	17	0	2002 Pittsburgh (AFC)	2	12	6.0	6	0
NFL Totals (5 years)	172	751	4.4	46	5	NFL Totals (5 years)	38	330	8.7	54	2

Postseason

RUSHING						RECEIVING					
No.	Yds.	Avg.	LG	TD		No.	Yds.	Avg.	LG	TD	
2001 Pittsburgh (AFC)	12	30	2.5	8	0	2001 Pittsburgh (AFC)	0	0	0.0	—	0
2002 Pittsburgh (AFC)	2	4	2.0	3t	1	2002 Pittsburgh (AFC)	3	25	8.3	10	0
NFL Totals (2 years)	14	34	2.4	8	1	NFL Totals (2 years)	3	25	8.3	10	0

92 JASON GILDON

LINEBACKER



HEIGHT-6-4

WEIGHT-250

COLLEGE-Oklahoma State

BIRTHDATE-July 31, 1972

BIRTHPLACE-Altus, Okla.

HOW ACQUIRED-Draft (3rd in 1994)

NFL EXPERIENCE-10th Year

GAMES PLAYED-STARTED/POSTSEASON-'94 (16-1/2-0), '95 (16-0/3-0), '96 (14-13/2-2), '97 (16-16/2-2), '98 (16-16/0-0), '99 (16-16/0-0), '00 (16-16/0-0), '01 (16-16/2-2), '02 (16-16/2-2)

CAREER TOTALS: 142-110 (13-8)

PRO: Has led or tied for the team lead in sacks in each of the past five seasons...currently is second on the Steelers' all-time career sack list (71)...has served as a defensive captain the past two seasons...was a unanimous choice in 2001...has the physical attributes and a blend of size and speed that makes him a natural for the 3-4 defense...signed a five-year contract Feb. 25, 2002 with the team to avoid free agency...was designated as the team's franchise player Feb. 21, 2001 but his signing voided the designation. **2002:** Was named as a first alternate to the 2003 Pro Bowl...finished with nine sacks to tie Joey Porter for the team lead...registered 64 total tackles (55 solos)...also had three passes defended and three forced fumbles for the season...had 10 solo tackles in two postseason games...logged all 70 defensive plays for the Steelers in season-opener at New England (9/9)...finished with eight total tackles (seven solos)...played all 88 defensive snaps versus Oakland (9/15)...finished with three solo tackles...played all 61 defensive snaps versus Cleveland (9/29)...finished with three total tackles (two solos)...was credited with three quarterback hits/pressures...registered his first sack of the season at New Orleans (10/6)...played all 56 defensive snaps...finished with four total tackles...also had one quarterback hit/pressure and two passes defended...logged all 66 defensive plays at Cincinnati (10/13)...finished with four total tackles (two solos)...also was credited with one quarterback hit/pressure...registered three total tackles (two solos) versus Indianapolis (10/21)...also was credited with three quarterback hits/pressures...logged 73 defensive snaps...played all 78 defensive snaps at Baltimore (10/27)...finished with four total tackles...also was credited with three quarterback hits/pressures...played all 44 defensive snaps at Cleveland (11/3)...finished with a half sack and two solo tackles...also had a quarterback hit/pressure...recorded two sacks versus Atlanta (11/10) and moved into a tie for second with Joe Greene on the Steelers all-time sack list...finished with five total tackles, all solos...also was credited with three quarterback hits/pressures...played all 82 defensive snaps...finished with seven total tackles (six solo stops) at Tennessee (11/17)...also was credited with one quarterback hit/pressure and a pass defense...registered two solo tackles versus Cincinnati (11/24)...also was credited with two quarterback hits/pressures...played all 63 defensive snaps...finished with three total tackles (one



solo) versus Jacksonville (12/1)...also was credited with one quarterback hit/pressure...logged all 50 defensive snaps...registered two more sacks versus Houston (12/8) and moved ahead of Joe Greene into sole possession of second place on the Steelers' all-time sack list...finished with six total tackles (five solos)...also forced a fumble on one of his sacks and was credited with a quarterback hit/pressure...played 41 defensive snaps...recorded 2½ more sacks versus Carolina (12/15) to increase his total to eight and 4½ in the past two games...also forced a fumble on a sack for the second straight week that was recovered by Aaron Smith...finished with five total tackles (four solos)...also was credited with two quarterback hits/pressures...played all 58 defensive snaps...finished with three solo tackles at Tampa Bay (12/23)...registered his ninth sack of the season to tie Joey Porter for the team lead versus Baltimore (12/29)...fell three shy of eclipsing L.C. Greenwood's team-record 73½ sacks...finished with four total tackles (three solos)...forced a fumble on his sack that was recovered by Aaron Smith...finished with six solo tackles in Wild Card game versus Cleveland (1/5), two of which were for no gain...also was credited with a pass defense...finished with four solo tackles in Divisional Playoff game at Tennessee (1/11). **2001:** Finished with 12 sacks, 1½ shy of his career-high 13½ set in 2000...registered 65 total tackles (52 solos), had one interception, six passes defended, three forced fumbles and recovered two fumbles...earned his second straight trip to the Pro Bowl, his first as a starter...also was named to the Associated Press All-Pro team and earned All-Pro honors from *Pro Football Weekly*, *College and Pro Football Newsweekly* (second team)...played all 56 defensive snaps at Jacksonville (9/9)...finished with four total tackles (four solos)...also had three quarterback hurries/pressures...logged all 56 defensive plays at Buffalo (9/30)...finished with five total tackles...registered his first sack of the season...also was credited with five quarterback hurries/pressures...overcame a sore ankle he injured during practice on Friday prior to the game versus Cincinnati (10/7)...played 57 defensive snaps...finished with three total tackles (two solos)...also was credited with two quarterback hurries/pressures...registered his second sack of the season at Kansas City (10/14)...logged all 63 defensive snaps...finished with six total tackles (four solos)...also was credited with a quarterback hurry/pressure...logged all 70 defensive plays at Tampa Bay (10/21)...finished with three total tackles (one solo)...also had three quarterback hurries/pressures and three pass defenses (all deflected passes)...had another terrific game versus Tennessee (10/29)...logged all 52 defensive plays...finished with four total tackles (three solos)...also had his third sack of the season and was credited with three quarterback hurries/pressures...forced and recovered a fumble (Eddie George)...also had his second pass deflection in his second consecutive game...played all 53 defensive snaps versus Baltimore (11/4)...was credited with four total tackles (three solos)...had a strong game especially in the fourth quarter at Cincinnati (11/11)...finished with three sacks for a total of 17 yards...logged all 64 defensive plays...recorded seven total tackles (five solos)...also was credited with three quarterback hurries/pressures, two pass defenses and a forced fumble...logged all 55 defensive plays versus Jacksonville (11/18)...finished with three total tackles, including his seventh sack of the season...also had two quarterback hurries/pressures and a forced fumble...played all 63 defensive snaps at Tennessee (11/25)...finished with three total tackles...also four quarterback hurries/pressures...logged all 51 defensive plays versus Minnesota (12/2)...finished with three total tackles (all solos)...played all 48 defensive snaps versus the N.Y. Jets (12/9)...finished with four total tackles, including one tackle for a loss of three yards...registered the team's first



sack in three games at Baltimore (12/16), increasing his season total to eight...logged all 55 defensive plays...finished with two tackles (one solo)...also was credited with four quarterback hurries/pressures...moved into third place on the Steelers' all-time career sack list by registering two sacks versus Detroit (12/23)...also returned a recovered fumble 27 yards for a TD, his third career fumble return for a TD...logged all 54 defensive plays...finished with seven total tackles...also was credited with three quarterback hurries/pressures...had a strong performance at Cincinnati (12/30)...recorded two sacks, giving him a team-high 12 for the season...also collected his first career interception...logged all 104 defensive plays...finished with five total tackles...also was credited with five quarterback hurries/pressures...finished with two total tackles in his limited action versus Cleveland (1/6/02)...finished with two solo tackles in AFC Playoff game versus Baltimore (1/20)...also had one sack for 10 yards and one pass defense...recovered a Terry Allen fumble forced by Earl Holmes that led to a Steelers' field goal...performed magnificently in AFC Championship game versus New England (1/27)...finished with eight total tackles (five solos)...also was credited with two sacks for 21 yards and four passes defended. **2000:** Established a career-high single-season sack total (13½) and was selected to his first Pro Bowl...played all 70 defensive snaps versus Baltimore (9/3)...finished with five total tackles, including three solo stops...was credited with four solo tackles at Cleveland (9/17)...also forced the Steelers' only turnover of the game when he stripped the ball from receiver Darin Chiaverini...logged 51 defensive plays...finished with six total tackles, including four solo stops...also was credited with two quarterback hurries, a forced fumble and a pass defense...had one of his best performances in some time...played all 63 defensive snaps versus Tennessee (9/24)...registered a team-high 12 tackles, including nine solo stops...also recorded his first sack of the season and had one quarterback hurry/pressure...applied a lot of pressure on Jacksonville (10/1)...was credited with two sacks, his first multiple sack game since Nov. 14, 1999 versus Cleveland...logged 62 plays...also registered five total tackles...was credited with four quarterback hurries/pressures and recovered a fumble...had perhaps the biggest hit of the day when he knocked Vinny Testaverde from the game with a hard hit of the Jets' initial play from scrimmage at N.Y. Jets (10/8)...blocked his first kick of his career on a 29-yard attempt in the second quarter...logged 51 plays...also was credited with seven total tackles (six solos), two quarterback hurries/pressures and a forced fumble...produced another excellent game versus Cincinnati (10/15)...logged 63 defensive snaps...registered his 41st career sack and moved into sole possession of sixth place on Steelers all-time career sacks list...finished with six total tackles...also was credited with four quarterback hurries/pressures and recovered a fumble...registered his fifth sack of the year and the 42nd of his career versus Cleveland (10/22)...finished with four total tackles...logged 41 defensive plays...also was credited with three quarterback hurries/pressures...finished with two total tackles at Baltimore (10/29)...logged all 56 defensive snaps...also was credited with three quarterback hurries...registered his sixth sack of the season at Tennessee (11/5)...was credited with 11 tackles, including nine solos...logged all 86 defensive snaps versus Philadelphia (11/12)...finished with three solo tackles...also recorded his seventh sack of the season...was credited with four quarterback hurries/pressures and one pass defended...recovered his career season-high third fumble versus Jacksonville (11/19)...logged all 73 defensive snaps...registered his eighth sack of the season...finished with two total



tackles...also was credited with one quarterback hurry/pressure...had another big game at Cincinnati (11/26)...recovered his second career fumble for a touchdown at the end of the third quarter...was selected the AFC Defensive Player of the Week for his performance...also recorded two sacks and forced two fumbles...logged 60 defensive plays...was credited with nine total tackles...had one quarterback hurry/pressure and one pass defense...played all 68 defensive snaps versus Oakland (12/3)...finished with five total tackles—all solos...also was credited with two quarterback hurries/pressures...finished with two solo tackles at N.Y. Giants (12/10)...had two quarterback hurries/pressures...played all 59 defensive plays versus Washington (12/16)...registered 1½ sacks...finished with six total tackles, including five solo stops...logged all 47 defensive plays at San Diego (12/24)...registered four total tackles and had two sacks...also was credited with a quarterback hurry/pressure and one forced fumble. **1999:** Registered a team-high 8½ sacks...finished with 69 total tackles (50 solos)...also had nine tackles for losses and a forced fumble...had a solid season debut and picked up right where he left off in '98 by compiling his first sack on the season in the season-opener at Cleveland (9/12)...finished with four total tackles and his second sack of the season at Baltimore (9/19)...was credited with six total tackles, all solos...also had four quarterback hurries/pressures...finished with five tackles and two quarterback hurries versus Seattle (9/26)...also was credited with a pass defense...finished with seven total tackles, including five solo stops versus Jacksonville (10/3)...also registered his third sack of the season and had a quarterback pressure...recorded three total tackles at Buffalo (10/10)...also was credited with two quarterback hurries/pressures...logged all 66 defensive plays at Cincinnati (10/17)...finished with five total tackles, including four solo stops...also registered his fourth sack of the season, giving him 36 career sacks and moving into seventh place on the Steelers all-time list ahead of Kevin Greene (35.5, 1993-95)...logged all 70 defensive snaps in Monday Night game versus Atlanta (10/25)...finished with eight total tackles, including seven solo stops...also was credited with 1½ sacks and six quarterback hurries/pressures...played on all 71 snaps at San Francisco (11/7)...finished with four total tackles, including two solos...also was credited with three quarterback hurries/pressures and one pass defense...had a big day, recording two sacks to increase his team-lead to 7½, versus Cleveland (11/14)...also was credited with seven total tackles, including six solo stops...forced a fumble on one of his sacks that led to the Steelers third-quarter TD...added three quarterback hurries/pressures...played all 61 defensive snaps at Tennessee (11/21)...finished with two tackles...finished with two tackles, including one solo stop, versus Cincinnati (11/28)...played all 78 defensive snaps at Jacksonville (12/2)...finished with five total tackles (four solos)...also had two quarterback hurries/pressures and two tackles for no gain...finished with two assisted tackles versus Baltimore (12/12)...played all 56 defensive snaps at Kansas City (12/18)...registered seven total tackles, including a sack...has 8½ sacks for the season...also was credited with two quarterback pressures...played all 56 defensive snaps versus Carolina (12/26)...finished with two total tackles...logged all 61 defensive plays against Tennessee (1/2)...finished with three total tackles (two solos)...also was credited with five quarterback hurries/pressures. **1998:** Led the team with a career-high 11 sacks and moved into 12th place on the Steelers all-time career sacks list (28 sacks)...was credited with three tackles and three pass defenses in the season-opener at Baltimore (9/6)...registered one tackle and recovered the third fumble of





his career in the third quarter that set up a Steelers touchdown against Chicago (9/13)...played all 64 defensive plays at Miami (9/20) and registered five total tackles (four solos)...was credited with two quarterback hurries/pressures with two tackles for losses or no gain...played all 51 plays for the Steelers and performed superbly against Seattle (9/27)...finished with four total tackles (three solos)...registered two sacks in a game for the third time in his career...played every defensive snap at Cincinnati (10/11)...finished with six total tackles (five solos)...also was credited with a sack of five yards and a quarterback hurry/pressure...was constantly in the Ravens backfield against Baltimore (10/18)...registered five total tackles (four solos)...added to his season sack total with his fourth-quarter sack, giving him a season-high four...also was credited with a team-high three quarterback hurries/pressures...produced another solid effort in the Monday Night game at Kansas City (10/26), registering four total tackles (three solos)...recorded a sack on the Chiefs final offensive series...caused quarterback Elvis Grbac to fumble on the play, which was recovered by Lee Flowers and helped clinch the Steelers 20-13 victory...registered his team-leading sixth sack of the season, one shy of his career-high of seven, in the Tennessee game (11/1)...also recorded two tackles and one quarterback hurry/pressure...was credited with one tackle for a loss or at the line of scrimmage...applied constant pressure to quarterback Brett Favre versus Green Bay (11/9)...registered with two total tackles...also was credited with four quarterback pressures/hurries and one pass defense...played all 65 defensive plays at Tennessee (11/15)...finished with seven total tackles—all solos...also tied his career-high with the seventh sack of the season for a four-yard loss...was credited with two quarterback hurries/pressures...registered his eighth sack of the season in the Jacksonville game (11/22), giving him 25 for his career and moving into a tie with Jack Ham (1971-82) on the Steelers all-time career sacks list...also had one solo tackle...played all 54 defensive snaps at Detroit (11/26)...registered four total tackles...also recorded his ninth sack of the season for six yards...was credited with one quarterback pressure and a pass defense...finished with six tackles, including five solo stops versus New England (12/6)...led the team in quarterback hurries/pressures and made one tackle for no gain...forced his second fumble of the year in the second quarter of the Tampa Bay game (12/13) that was recovered by Darren Perry...finished with five total tackles, including three solo stops...also was credited with a half of a tackle for a loss of five yards and two quarterback hurries/pressures...increased his season sack total to 11 with two sacks for a total of minus-eight yards against Cincinnati (12/20)...finished with seven total tackles, including six solo stops...also had two quarterback hurries/pressures...finished with three solo tackles at Jacksonville (12/28). **1997:** Developed into a prime-time player...started in all 16 regular-season games and the Steelers two playoff contests...finished the season with 53 total tackles, including 41 solo stops...also had five sacks for 35 yards and 12 pass defenses, the second-most on the team...registered four tackles in the AFC playoffs (two solos)...also was credited with a sack and recovered two fumbles in the postseason...scored first career touchdown on a 12-yard fumble recovery against Tennessee (9/28)...recorded his first fumble recovery of the regular-season against Cincinnati (11/16)...had a season game-high five tackles in four games—Baltimore (10/5), Jacksonville (10/26), Cincinnati (11/16) and Arizona (11/30). **1996:** Asked to fill starting left outside linebacker position vacated by Kevin Greene...finished second to Chad Brown (13 sacks and 41 pressures) with seven sacks for 71 yards in losses and 26 quarterback pressures, despite having progress slowed by injuries...was second to Levon



Kirkland (17) with 15 stops at or behind the line of scrimmage...suffered right knee sprain in opener at Jacksonville (9/1)...missed Games 2-3 on inactive list...returned to start Game 4 win versus Houston (9/29)...forced Eddie George fumble that led to a field goal while contributing four solo tackles...registered first sack of season versus Cincinnati (10/13) while adding three solo tackles...led team with 10 stops (seven solos) versus St. Louis Rams (11/3)...followed that performance with five tackles and a sack at Cincinnati (11/10)...forced a fumble by quarterback Mark Brunell on sack at Jaguars three-yard line to set up Jerome Bettis' TD in Jacksonville game (11/17)...also had seven solo tackles and first two-sack game of career...added two more sacks and six tackles versus San Diego (12/8)...produced second-best game of the season with eight stops and a sack versus San Francisco (12/15)...started both postseason games...made first career playoff sack versus Indianapolis (12/29) and was fourth on team with six tackles at New England (1/5)...selected to the All (John) Madden team. **1995:** Played 16 games, recording 12 tackles, seven quarterback pressures and three sacks...tied Lethon Flowers for second on the team with 14 special-team tackles...forced a Jeff Blake fumble on sack at Cincinnati (11/19)...had three tackles at Cleveland (11/26)...registered a season-high four stops, a sack and first fumble recovery versus Houston (12/3)...was credited with his third sack of year at Green Bay (12/24) and forced a fumble that was recovered by Carnell Lake, setting up a second-quarter field goal...added a season-high three special-team stops...played every playoff game and finished second on team with four special teams tackles. **1994:** Played 16 games and started regular-season finale at San Diego (12/24)...collected four defensive tackles, two sacks and six quarterback pressures...was one of only three rookies (Charles Johnson and Ed Robinson) to play every game...tied for second on the team with 13 special teams stops...had one solo tackle and one sack versus Miami (11/20) and at L.A. Raiders (11/27)...recorded two tackles in first career start at San Diego for Greg Lloyd...registered two special-team tackles at Houston (11/6), versus Buffalo (11/14) and against Philadelphia (12/11)...had one special-team tackle in six other games...played both playoff games...had one tackle in playoff game versus Cleveland (1/7)...was the 88th player drafted overall with choice from Minnesota in Adrian Cooper trade.

COLLEGE: Was a three-year starter at right defensive end...set school record with 39½ career sacks to top previous record-holder Leslie O'Neal's (first-round in 1986 by San Diego) 33 sacks...named first-team All-Big Eight as senior, starting at right defensive end and team's leading defensive lineman, registering 76 tackles, 9½ sacks, seven TFL, four forced fumbles and two fumble recoveries...named first-team All-Big Eight as a junior after registering 77 tackles and 10 sacks...was only true sophomore on Associated Press All-Big Eight team after setting school record with 16 sacks, breaking mark of 14 set by O'Neal in 1985...was first true freshman to earn locker in varsity dressing room...recorded 48 tackles and four sacks...general studies major.

PERSONAL: Married (Joy) with three sons, Jason (12/18/95), King (6/11/99) and Justus (11/8/01)...lives in Altus, Oklahoma...named All-State for Altus High...recorded 62 tackles and led defense that allowed just 190 total yards and 8.6 points per game as a defensive lineman...also had 37 receptions for 637 yards as tight end...is one of five children...Full name: Jason Gildon.



GILDON'S GAME-BY-GAME STATISTICS

2002

Date	Opponent	T	AT	TOT	Sack/				
					YDS	INT	PD	FF	FR
9/9	at New England	7	1	8	0.0/0	0/0	0	0	0
9/15	OAKLAND	3	0	3	0.0/0	0/0	0	0	0
9/29	CLEVELAND	3	0	3	0.0/0	0/0	0	0	0
10/6	at New Orleans	4	0	4	1.0/3	0/0	2	0	0
10/13	at Cincinnati	2	2	4	0.0/0	0/0	0	0	0
10/21	INDIANAPOLIS	2	1	3	0.0/0	0/0	0	0	0
10/27	at Baltimore	4	0	4	0.0/0	0/0	0	0	0
11/3	at Cleveland	2	0	2	0.5/2	0/0	0	0	0
11/10	ATLANTA	5	0	5	2.0/8	0/0	0	0	0
11/17	at Tennessee	6	1	7	0.0/0	0/0	1	0	0
11/24	CINCINNATI	2	0	2	0.0/0	0/0	0	0	0
12/1	at Jacksonville	1	2	3	0.0/0	0/0	0	0	0
12/8	HOUSTON	5	1	6	2.0/11	0/0	0	1	0
12/15	CAROLINA	4	1	5	2.5/16	0/0	0	1	0
12/23	at Tampa Bay	3	0	3	0.0/0	0/0	0	0	0
12/29	BALTIMORE	2	0	2	1.0/10	0/0	0	1	0
SEASON TOTALS		55	9	64	9.0/50	0/0	3	3	0

POSTSEASON

1/5	CLEVELAND	6	0	6	0.0/0	0/0	1	0	0
1/11	at Tennessee	4	0	4	0.0/0	0/0	0	0	0
POSTSEASON TOTALS		10	0	10	0.0/0	0/0	1	0	0

2001

Date	Opponent	T	AT	TOT	Sack/				
					YDS	INT	PD	FF	FR
9/9	at Jacksonville	3	1	4	0.0/0	0/0	0	0	0
9/30	at Buffalo	4	1	5	1.0/4	0/0	0	0	0
10/7	CINCINNATI	2	1	3	0.0/0	0/0	0	0	0
10/14	at Kansas City	4	2	6	1.0/3	0/0	0	0	0
10/21	at Tampa Bay	1	2	3	0.0/0	0/0	3	0	0
10/29	TENNESSEE	3	1	4	1.0/5	0/0	1	1	1
11/4	BALTIMORE	3	1	4	0.0/0	0/0	0	0	0
11/11	at Cleveland	5	2	7	3.0/17	0/0	2	1	0
11/18	JACKSONVILLE	3	0	3	1.0/9	0/0	0	1	0
11/25	at Tennessee	3	0	3	0.0/0	0/0	0	0	0
12/2	MINNESOTA	3	0	3	0.0/0	0/0	0	0	0
12/9	N.Y. JETS	4	0	4	0.0/0	0/0	0	0	0
12/16	at Baltimore	1	1	2	1.0/5	0/0	0	0	0
12/23	DETROIT	7	0	7	2.0/14	0/0	0	0	1
12/30	at Cincinnati	4	1	5	2.0/8	1/0	0	0	0
1/6/02	CLEVELAND	1	1	2	0.0/0	0/0	0	0	0
SEASON TOTALS		51	14	65	12.0/65	1/0	6	3	2

POSTSEASON

1/20	BALTIMORE	2	0	2	1.0/10	0/0	1	0	1
1/27	NEW ENGLAND	5	3	8	2.0/21	0/0	4	0	0
SEASON TOTALS		7	3	10	3.0/31	0/0	5	0	1

**2000**

Date	Opponent	T	AT	TOT	Sack/				
					YDS	INT	PD	FF	FR
9/3	BALTIMORE	3	2	5	0.0/0	0/0	0	0	0
9/17	at Cleveland	4	2	6	0.0/0	0/0	1	1	0
9/24	TENNESSEE	9	3	12	1.0/5	0/0	0	0	0
10/1	at Jacksonville	4	1	5	2.0/18	0/0	0	0	1
10/8	at N.Y. Jets	6	1	7	0.0/0	0/0	0	0	1
10/15	CINCINNATI	4	2	6	1.0/5	0/0	0	0	1
10/22	CLEVELAND	2	2	4	1.0/8	0/0	0	0	0
10/29	at Baltimore	2	0	2	0.0/0	0/0	0	0	0
11/5	at Tennessee	9	2	11	1.0/11	0/0	0	0	0
11/12	PHILADELPHIA	3	0	3	1.0/1	0/0	1	0	0
11/19	JACKSONVILLE	2	0	2	1.0/4	0/0	0	0	1
11/26	at Cincinnati	6	3	9	2.0/16.0	0/0	1	2	1
12/3	OAKLAND	5	0	5	0.0/0	0/0	0	0	0
12/16	WASHINGTON	5	1	6	1.5/12.5	0/0	0	0	0
12/24	at San Diego	4	0	4	2.0/4	0/0	0	1	0
SEASON TOTALS		68	19	87	13.5/80.5	0/0	3	5	4

1999

Date	Opponent	T	AT	TOT	Sack/				
					YDS	INT	PD	FF	FR
9/12	at Cleveland	1	0	1	1/6	0/0	0	0	0
9/19	at Baltimore	6	0	6	1/5	0/0	0	0	0
9/26	SEATTLE	2	3	5	0/0	0/0	1	0	0
10/3	JACKSONVILLE	5	2	7	1/5	0/0	0	0	0
10/10	at Buffalo	2	1	3	0/0	0/0	0	0	0
10/17	at Cincinnati	4	1	5	1/7	0/0	0	0	0
10/25	ATLANTA	7	1	8	1.5/8.5	0/0	0	0	0
11/7	at San Francisco	2	2	4	0/0	0/0	1	0	0
11/14	CLEVELAND	6	1	7	2/14	0/0	0	1	0
11/21	at Tennessee	0	2	2	0/0	0/0	0	0	0
11/28	CINCINNATI	1	1	2	0/0	0/0	0	0	0
12/2	at Jacksonville	4	1	5	0/0	0/0	0	0	0
12/12	BALTIMORE	0	2	2	0/0	0/0	0	0	0
12/18	at Kansas City	6	1	7	1/4	0/0	0	0	0
12/26	CAROLINA	2	0	2	0/0	0/0	0	0	0
1/2	TENNESSEE	2	1	3	0/0	0/0	0	0	0
SEASON TOTALS		50	19	69	8.5/49.5	0/0	2	1	0

GILDON'S CAREER STATISTICS**Regular Season**

TACKLES	Solo	AT	Tot.	Sp.T.	Sacks	FF	FR	INTERCEPTIONS	No.	Yds.	Avg.	LG	TD
1994 Pittsburgh (AFC)	4	0	4	13	2.0	0	0	1994 Pittsburgh (AFC)	0	0	0	—	0
1995 Pittsburgh (AFC)	8	4	12	14	3.0	2	1	1995 Pittsburgh (AFC)	0	0	0	—	0
1996 Pittsburgh (AFC)	47	12	59	0	7.0	2	0	1996 Pittsburgh (AFC)	0	0	0	—	0
1997 Pittsburgh (AFC)	41	12	53	0	5.5	0	1	1997 Pittsburgh (AFC)	0	0	0	—	0
1998 Pittsburgh (AFC)	52	12	64	0	11.0*	1	1	1998 Pittsburgh (AFC)	0	0	0	—	0
1999 Pittsburgh (AFC)	49	20	69	0	8.5*	0	0	1999 Pittsburgh (AFC)	0	0	0	—	0
2000 Pittsburgh (AFC)	78	19	87	0	13.5*	5	4	2000 Pittsburgh (AFC)	0	0	0	—	0
2001 Pittsburgh (AFC)	51	14	65	0	12.0*	3	2	2001 Pittsburgh (AFC)	0	0	0.0	—	0
2002 Pittsburgh (AFC)	55	9	64	0	9.0+	3	0	2002 Pittsburgh (AFC)	1	0	0.0	—	0
NFL Totals (9 years)	375	102	477	27	71.0	15	9	NFL Totals (9 years)	1	0	0.0	—	0

Postseason

TACKLES	Solo	AT	Tot.	Sp.T.	Sacks	FF	FR
1994 Pittsburgh (AFC)	0	0	0	1	0.0	0	0
1995 Pittsburgh (AFC)	2	0	2	4	0.0	0	0
1996 Pittsburgh (AFC)	6	2	8	0	1.0	0	0
1997 Pittsburgh (AFC)	2	2	4	0	1.0	0	2
2001 Pittsburgh (AFC)	7	3	10	0	3.0	0	1
2002 Pittsburgh (AFC)	10	0	10	0	0.0	0	0
NFL Totals (6 years)	27	7	34	5	5.0	0	3

*Team Leader

+Tied for Team Lead

53 CLARK HAGGANS

LINEBACKER

**HEIGHT**—6-4**WEIGHT**—251**COLLEGE**—Colorado State**BIRTHDATE**—January 10, 1977**BIRTHPLACE**—Torrance, Calif.**HOW ACQUIRED**—D5a-'00 (#8, 137)**NFL EXPERIENCE**—4th Year**CAREER GAMES-STARTS/POSTSEASON:** '00 (3-0/2-0), '01 (16-1/2-0), '02 (16-1/2-0)**CAREER TOTALS:** 35-2 (4-0)

PRO: Has been a solid backup linebacker and special-teams player for the team...has developed into a solid pass rusher for the team...served as special-teams captain for John Fiala, who suffered a season-ending knee injury. **2002:** Had his role greatly expanded in 2002, serving as the team's pass rushing specialist in passing situations...finished with a season-high 6½ sacks during the regular season...was second on the team in special-teams tackles (17) after leading the team in 2001 (23)...finished the season with 28 total tackles (23 solo stops) on defense...also was credited with one forced fumble...logged 20 defensive plays in season-opener at New England (9/9)...was credited with one tackle and a half sack, the first of his career...played his most significant action to that point of his Steelers career versus Oakland (9/15), filling in for injured Kendrell Bell...played 46 defensive snaps...finished with a career-high two sacks...also was credited with three total tackles...registered another half sack (with Kimo von Oelhoffen) versus Cleveland (9/29) in his added role in place of Kendrell Bell...nearly had his first career interception when a Tim Couch pass went through his hands...played 23 defensive snaps...finished with one tackle...was credited with two quarterback hits/pressures...played 12 defensive snaps at New Orleans (10/6)...was credited with one quarterback hit/pressure...also had one special-teams assist...registered a half sack at Cincinnati (10/13), giving him 3½ for the season...logged 39 defensive plays...finished with six total tackles (five solos)...also was credited with two quarterback hits/pressures...was credited with two tackles (one solo) versus Indianapolis (10/21) and a special-teams assist...also had a pass defense and two quarterback hits/pressures...played 32 defensive snaps...registered another sack at Baltimore (10/27), giving him 4½ this season...also forced a fumble that was recovered by Dewayne Washington...finished with four total tackles (three solos)...also was credited with three quarterback hits/pressures and two special-teams tackles...finished with one tackle at Cleveland (11/3)...also was credited with a 1½ sack, three quarterback hits/pressures and two solo special-teams tackles...was credited with one tackle and two quarterback hits/pressures versus Atlanta (11/10)...also recorded one special-teams tackle...logged 32 defensive plays...recorded two tackles, both solos, at Tennessee (11/17)...also was credited with one quarterback hit/pressure and one special-teams tackle...finished with two tackles versus Cincinnati (11/24)...also was credited with one quarterback hit/

pressure...was credited with two tackles, both solos, at Jacksonville (12/1)...also registered two assists on special teams...played five defensive snaps versus Houston (12/8)...finished with one tackle...also was credited with two special-teams tackles...was credited with a half sack versus Carolina (12/15) and finished with one tackle...recorded two quarterback hits/pressures and had one special-teams assist...finished with one solo tackle versus Baltimore (12/29)...also was credited with a pass defended and two solo special-teams tackles...was credited with two special-teams tackles in Wild Card game versus Cleveland (1/5)...finished with two tackles (one solo) in Divisional Playoff game at Tennessee (1/11). **2001:** Led the team with 23 special-teams tackles...played seven plays at Jacksonville (9/9)...was credited with one special-teams tackle...played exclusively on special teams at Buffalo (9/30)...was credited with one special-teams assist...logged two defensive plays versus Cincinnati (10/7)...was credited with two special-teams assists...was credited with two special-teams assists at Kansas City (10/14)...played one defensive snap at Tampa Bay (10/21)...had one special-teams assist...had two assists on special teams versus Tennessee (10/29)...finished with two special-teams tackles at Cleveland (11/11)...had one special-teams tackle at Baltimore (12/16)...finished with two special-teams tackles versus Detroit (12/23)...was credited with three special-teams tackles (two solos) at Cincinnati (12/3)...also forced a fumble...made his first career start as a pro versus Cleveland (1/6/02) for the deactivated Joey Porter, who was resting his sore shoulder...finished with five tackles (three solos)...was credited with one special-teams tackle in AFC Playoff game versus Baltimore (1/20)...registered one special-teams tackle in AFC Championship game (1/27). **2000:** Dressed for just three games...finished the preseason as the Steelers' second-leading tackler, registering 17 total stops and 13 solo tackles...also had a sack and forced two fumbles...played exclusively on special teams versus Baltimore (9/3)...did not register a tackle...was deactivated Friday for 12 consecutive weeks...dressed for the first time in 13 weeks when Mike Vrabel was unable to play because of a knee injury at N.Y. Giants (12/10)...saw action only on special teams.

COLLEGE: Played defensive end in college after walking-on as a freshman...is physical and aggressive...has very good lateral quickness and agility...is a productive and tenacious pass rusher...is Colorado State's all-time sacks leader...finished 1999 with 87 tackles, 14 tackles for losses and eight sacks...registered 66 tackles, including 14 tackles for losses and 11 sacks as a junior...started every game and recorded 66 tackles (16 for losses) and 11 sacks in 1997...registered 43 tackles, 10 stops for losses and three sacks in 1996...redshirted as a walk-on in 1995...majoring in art.

PERSONAL: Played football, basketball and track at Peninsula High School in Torrance, Calif...earned three varsity letters in each sport...was named All-League as a tight end and a defensive tackle in 1993 and '94, respectively...also earned All-Division honors...helped Peninsula to league title in 1994...is the son of Ollie and Doris Haggans...has one sister...Full name: Clark Cromwell Haggans.



HAGGANS' GAME-BY-GAME STATISTICS

2002

Date	Opponent	T	AT	TOT	Sack/				
					YDS	INT	PD	FF	FR
9/9	at New England	1	0	1	0.5/1.5	0	0	0	0
9/15	OAKLAND	2	1	3	2.0/18	0	0	0	0
9/29	CLEVELAND	1	0	1	0.5/3	0/0	1	0	0
10/6	at New Orleans	0	0	0	0.0/0	0/0	0	0	0
10/13	at Cincinnati	5	1	6	0.5/4.5	0/0	0	0	0
10/21	INDIANAPOLIS	1	1	2	0.0/0	0/0	1	0	0
10/27	at Baltimore	3	1	4	1.0/5	0/0	0	1	0
11/3	at Cleveland	1	0	1	1.5/11	0/0	0	0	0
11/10	ATLANTA	1	0	1	0.0/0	0/0	0	0	0
11/17	at Tennessee	2	0	2	0.0/0	0/0	0	0	0
11/24	CINCINNATI	2	0	2	0.0/0	0/0	0	0	0
12/1	at Jacksonville	2	0	2	0.0/0	0/0	0	0	0
12/8	HOUSTON	1	0	1	0.0/0	0/0	0	0	0
12/15	CAROLINA	0	1	0	0.5/3	0/0	0	0	0
12/23	at Tampa Bay	0	0	0	0.0/0	0/0	0	0	0
12/29	BALTIMORE	1	0	1	0.0/0	0/0	1	0	0
SEASON TOTALS		23	5	28	6.5/48	0/0	3	1	0

POSTSEASON

1/5	CLEVELAND	0	0	0	0.0/0	0/0	0	0	0
1/11	at Tennessee	1	1	2	0.0/0	0/0	0	0	0
POSTSEASON TOTALS		1	1	2	0.0/0	0/0	0	0	0

HAGGANS' CAREER STATISTICS

Regular Season

TACKLES	Solo	AT	Tot.	Sp.T.	Sacks	FF	FR
2000 Pittsburgh (AFC)	0	0	0	0	0/0	0	0
2001 Pittsburgh (AFC)	3	1	4	23	0/0	0	0
2002 Pittsburgh (AFC)	23	5	28	12	6.0	1	0
NFL Totals (3 years)	26	6	32	35	6.0	1	0

Postseason

TACKLES	Solo	AT	Tot.	Sp.T.	Sacks	FF	FR
2001 Pittsburgh (AFC)	0	0	0	2	0/0	0	0
2002 Pittsburgh (AFC)	1	1	2	2	0.0	0	0
NFL Totals (2 years)	1	2	2	4	0.0	0	0

98 CASEY HAMPTON

NOSE TACKLE



HEIGHT—6-1
WEIGHT—320
COLLEGE—Texas
BIRTHDATE—September 3, 1977
BIRTHPLACE—Galveston, Texas
HOW ACQUIRED—D1-'01 (#19)
NFL EXPERIENCE—3rd Year
CAREER GAMES-STARTS/POSTSEASON: '01 (16-11/2-2), '02 (16-16/2-2)
CAREER TOTALS: 32-27 (4-4)

PRO: Is a throwback to another era who quickly emerged as the starting nose tackle...has a low center of gravity that allows him to gain leverage against opponents...has blossomed into a top NFL defensive nose tackle. **2002:** Finished with 41 total tackles, including a career-high two sacks...really came on strong during the latter part of the season...logged 39 defensive plays in season-opener at New England (9/9)...was credited with two solo tackles and a quarterback hit/pressure...played 44 defensive snaps versus Oakland (9/15)...had one solo tackle...logged 39 defensive snaps versus Cleveland (9/29)...finished with five total tackles (three solos)...had one of his best days of the early season at New Orleans (10/6)...played 46 defensive snaps...finished with four tackles (two solos), including a tackle for a loss of one yard...also was credited with a quarterback hit/pressure...recovered the second fumble of his career at Cincinnati (10/13)—on a sack by Joey Porter—and rambled 36 yards to set up a Steelers TD...played 33 defensive snaps...was credited with one tackle...was credited with two total tackles and a quarterback hit/pressure versus Indianapolis (10/21)...logged 30 defensive snaps...finished with two total tackles at Baltimore (10/27)...played 47 defensive snaps...registered three total tackles (one solo) at Cleveland (11/3)...logged 20 defensive plays...totaled three solo tackles versus Atlanta (11/10)...played 44 defensive snaps...finished with three tackles at Tennessee (11/17)...played 57 defensive snaps...registered three total tackles (two solos) versus Cincinnati (11/24)...logged 35 defensive snaps...finished with two total tackles, both solos, at Jacksonville (12/1)...played 27 defensive snaps...registered four total tackles (two solos) versus Houston (12/8)...played 36 defensive snaps...recorded his first career sack versus Carolina (12/15)...finished with two total tackles...played 37 defensive snaps...had a very active day at Tampa Bay (12/23)...finished with three tackles (all solos)...also had his second sack in as many games and forced two fumbles...finished with one assist versus Baltimore (12/29)...was instrumental in limiting the Browns to just 38 yards rushing in Wild Card game versus Cleveland (1/5)...finished with three total tackles (one solo), one for a loss of a yard...forced a fumble on a hard tackle on Eddie George that led to a Steelers TD in Divisional Playoff game at Tennessee (1/11)...finished with four total tackles (three solos)...also was credited with a pass defended



on a tipped pass. **2001:** Started the final 11 games of the regular season plus the two postseason games...finished with 33 total tackles (26 solo stops) and one sack...also had a fumble recovery...saw extensive playing time even though he did not start in the season-opener at Jacksonville (9/9)...played 27 defensive snaps...was credited with one quarterback hurry/pressure...split time with Kendrick Clancy at Buffalo (9/30)...logged 23 defensive snaps...finished with two solo tackles...logged 18 defensive plays versus Cincinnati (10/7)...finished with two solo tackles...played 24 defensive snaps at Kansas City (10/14)...finished with one assist...logged 26 defensive plays at Tampa Bay (10/21)...finished with a career-high four total tackles (three solos)...made his first start as a pro versus Tennessee (10/29)...played 20 defensive snaps...finished with two solo tackles...started for the second straight game versus Baltimore (11/4)...logged 28 defensive plays...finished with four total tackles (three solo)...started his third straight game at Cleveland (11/11)...recorded his first pro sack in the fourth quarter...played 36 defensive snaps...finished with three total tackles...also had a quarterback hurry/pressure...played well again in his fourth straight start versus Jacksonville (11/18)...played 28 defensive snaps...recorded three solo tackles...also recovered the first fumble of his career on Jacksonville's last drive of the game to seal the Steelers' victory...earned his fifth straight start at Tennessee (11/25)...played 26 defensive snaps...finished with one assist...made his sixth consecutive start at nose tackle versus Minnesota (12/2)...played 17 defensive snaps...logged 20 defensive snaps versus the N.Y. Jets (12/9)...finished with one assist...logged 31 defensive snaps at Baltimore (12/16)...finished with two tackles (one solo)...played 30 defensive snaps versus Detroit (12/23)...finished with three tackles...logged 52 defensive plays at Cincinnati (12/3)...finished with four total tackles (three solos)...finished with one solo tackle versus Cleveland (1/6/02)...had two assists in AFC Playoff game versus Baltimore (1/20)...finished with two assists in AFC Championship game versus New England (1/27).

COLLEGE: Started 37 consecutive games for the Longhorns...became the first defensive lineman to lead the team in tackles two consecutive seasons (1999-2000)...recorded 329 tackles (177 solos) to rank 11th on the school's all-time list, the most by a down lineman since Steve McMichael totaled 369 (1976-79)...registered 9½ sacks and 54 stops for losses...also registered 56 quarterback pressures and caused nine fumbles...earned All-American first-team honors as a senior from The Football Writers Association, *The Sporting News*, Walter Camp and *The Sports Xchange*...was a consensus All-Big 12 Conference first-team selection and Defensive Player of the Year...posted 78 tackles (41 solos) with 3½ sacks and 18 stops for losses...credited with 22 quarterback pressures...was an All-America first-team selection by the Football Writers Association and Associated Press as a junior in 1999...received second-team honors from *The Sporting News*...was an All-Big 12 Conference second-team choice...named the team's Most Consistent Defensive Player for the second year in a row...received the Dr. Nasser Al-Rashid Strength and Conditioning Award...became the first Longhorn lineman since Brian Espinoza (118 in 1986) to lead the team in tackles, registering a career-high 101 tackles (50 solos) with three sacks and 21 stops for losses...was credited with 24 quarterback pressures...caused and recovered a pair of fumbles...was an All-Big 12 Conference second-team choice in 1998...named the team's Most Consistent Defensive Player...started every game...recorded 60 tackles (29 solos) with two



sacks and eight stops for losses...registered six quarterback pressures, five pass deflections and recovered one fumble...appeared in three games in 1997 before being granted a medical redshirt...finished with 13 tackles (6 solos), a forced fumble and a quarterback pressure...played in every game as a true freshman in 1996, starting six at nose guard...recorded 77 tackles (51 solos), one sack and seven stops for losses...had three quarterback pressures and a forced fumble...majored in history.

PERSONAL: Was an All-State Class 5A first-team selection and two-time District Defensive Player of the Year at Ball (Galveston, Texas) High...recorded 102 tackles with 12 sacks, two forced fumbles and a fumble recovery while also blocking three kicks as a senior...blocked three kicks and made 116 tackles as a junior...regularly volunteered at the Austin Children's Hospital...is the son of Ivory Anderson...Full name: Casey Hampton.

HAMPTON'S GAME-BY-GAME STATISTICS

2002

Date	Opponent	T	AT	TOT	Sack/					
					YDS	INT	PD	FF	FR	
9/9	at New England	2	0	2	0.0/0	0/0	0	0	0	
9/15	OAKLAND	1	0	1	0.0/0	0/0	0	0	0	
9/29	CLEVELAND	3	2	5	0.0/0	0/0	0	0	0	
10/6	at New Orleans	2	2	4	0.0/0	0/0	0	0	0	
10/13	at Cincinnati	1	0	1	0.0/0	0/0	0	0	1	
10/21	INDIANAPOLIS	2	0	2	0.0/0	0/0	0	0	0	
10/27	at Baltimore	2	0	2	0.0/0	0/0	0	0	0	
11/3	at Cleveland	1	2	3	0.0/0	0/0	0	0	0	
11/10	ATLANTA	3	0	3	0.0/0	0/0	0	0	0	
11/17	at Tennessee	2	1	3	0.0/0	0/0	0	0	0	
11/24	CINCINNATI	2	1	3	0.0/0	0/0	0	0	0	
12/1	at Jacksonville	2	0	2	0.0/0	0/0	0	0	0	
12/8	HOUSTON	2	2	4	0.0/0	0/0	0	0	0	
12/15	CAROLINA	2	0	2	1.0/8	0/0	0	0	0	
12/23	at Tampa Bay	3	0	3	1.0/5	0/0	0	2	0	
12/29	BALTIMORE	0	1	1	0.0/0	0/0	0	0	0	
SEASON TOTALS		30	11	41	2.0/13	0/0	0	2	1	

POSTSEASON

1/5	CLEVELAND	1	2	3	0.0/0	0/0	0	0	0	
1/11	at Tennessee	3	1	4	0.0/0	0/0	1	1	0	
POSTSEASON TOTAL		4	3	7	0.0/0	0/0	1	1	0	

2001

Date	Opponent	T	AT	TOT	Sack/					
					YDS	INT	PD	FF	FR	
9/9	at Jacksonville	0	0	0	0.0/0	0/0	0	0	0	
9/30	at Buffalo	2	0	0	0.0/0	0/0	0	0	0	
10/7	CINCINNATI	2	0	2	0.0/0	0/0	0	0	0	
10/14	at Kansas City	0	1	1	0.0/0	0/0	0	0	0	
10/21	at Tampa Bay	3	1	4	0.0/0	0/0	0	0	0	
10/29	TENNESSEE	2	0	2	0.0/0	0/0	0	0	0	



11/4	BALTIMORE	3	1	4	0.0/0	0/0	0	0	0
11/11	at Cleveland	3	0	3	1.0/6	0/0	0	0	0
11/18	JACKSONVILLE	3	0	3	0.0/0	0/0	0	0	1
11/25	at Tennessee	0	1	1	0.0/0	0/0	0	0	0
12/2	MINNESOTA	0	0	0	0.0/0	0/0	0	0	0
12/9	N.Y. JETS	0	1	1	0.0/0	0/0	0	0	0
12/16	at Baltimore	1	1	2	0.0/0	0/0	0	0	0
12/23	DETROIT	3	0	3	0.0/0	0/0	0	0	0
12/30	at Cincinnati	3	1	4	0.0/0	0/0	0	0	0
1/6/02	CLEVELAND	1	0	1	0.0/0	0/0	0	0	0
SEASON TOTALS		26	7	33	1.0/6	0/0	0	0	1

POSTSEASON

1/20	BALTIMORE	0	2	2	0.0/0	0/0	0	0	0
1/27	NEW ENGLAND	0	2	2	0.0/0	0/0	0	0	0
POSTSEASON TOTALS		0	4	4	0.0/0	0/0	0	0	0

HAMPTON'S CAREER STATISTICS

Regular Season

TACKLES	Solo	AT	Tot.	Sp.T.	Sacks	FF	FR
2001 Pittsburgh (AFC)	26	7	33	0	1.0	0	1
2002 Pittsburgh (AFC)	30	11	41	0	2.0	2	1
NFL Totals (2 years)	56	18	74	0	3.0	2	2

Postseason

TACKLES	Solo	AT	Tot.	Sp.T.	Sacks	FF	FR
2001 Pittsburgh (AFC)	0	4	4	0	0.0	0	0
2002 Pittsburgh (AFC)	4	3	7	0	0.0	1	0
NFL Totals (2 years)	4	7	11	0	0.0	1	0



93 JAMES HARRISON

LINEBACKER

**HEIGHT**– 6-0**WEIGHT**– 242**COLLEGE**– Kent State**BIRTHDATE**– May 4, 1978**BIRTHPLACE**– Akron, Ohio**HOW ACQUIRED**– FA-'02**NFL EXPERIENCE**– 2nd Year**CAREER GAMES-STARTS/POSTSEASON:** '02 (1-0/0-0)**CAREER TOTAL:** 1-0 (0-0)

PRO: Joined the team as a rookie free agent in 2002...was released Sept. 1 and then re-signed to the practice squad Sept. 3...was activated to roster Dec. 17 when running back Verron Haynes was placed on the injured/reserve list...dressed in the final regular-season game and played special teams...was inactive for both postseason games.

COLLEGE: Was an All-MAC First Team selection at outside linebacker in 2001...finished third in the league's Defensive Player-of-the-Year balloting...registered 98 tackles (72 solo), three interceptions, defended five passes, forced three fumbles and recovered one fumble...led the MAC with 15 quarterback sacks and ranked second in the conference with 20 tackles for a loss...was named the team's Outstanding Defensive Player in 2000 and 2001...led team with 106 tackles (65 solo) and 13 tackles for a loss...moved into the starting lineup for the final three games of the 1999 season...finished fifth on the team with 67 tackles (42 solo)...led team with eight tackles for a loss...majored in general studies.

PERSONAL: Attended Coventry High School in Akron, Ohio...is the son of Mildred and James Sr...Full name: James Harrison Jr.



64 JEFF HARTINGS

CENTER



HEIGHT—6-3

WEIGHT—295

COLLEGE—Penn State

BIRTHDATE—September 7, 1972

BIRTHPLACE—St. Henry, Ohio

HOW ACQUIRED—UFA from Detroit ('01)

NFL EXPERIENCE—8th Year

CAREER GAMES-STARTS/POSTSEASON: '96 (11-10); '97 (16-16/1-1), '98 (13-13), '99 (16-16), '00 (16-16/1-1), '01 (16-16/2-2), '02 (12-11/2-2)

CAREER TOTAL: 100-98 (6-6)

STEELERS TOTAL: 28-27 (4-4)

PRO: Was one of the top free-agent acquisitions prior to the 2001 season and has been a standout center ever since...played his entire pro career at guard but moved to center to replace future Hall of Famer Dermontti Dawson...became a fixture of Detroit's offensive line almost immediately since reporting to team in October of his rookie year after a lengthy contract holdout...was the second of two Lions' first-round picks in the 1996 NFL Draft (23rd overall)...had a streak of 61 consecutive starts (39 with the Lions all at right guard) end when he suffered a knee injury Oct. 21 versus Indianapolis. **2002:** Started 11 games in 2002, missing five games because of a nagging knee injury...was selected as a first alternate to the 2003 Pro Bowl for the second straight year...started his 20th straight regular-season game at center at New Orleans (10/6)...made his 21st consecutive regular-season start at center at Cincinnati (10/13)...helped pave the way for the offense's season-high 211 yards rushing and Jerome Bettis' first 100-yard rushing performance of the season...suffered a knee injury in the third quarter in Monday Night game versus Indianapolis (10/21)...missed his first game as a Steeler at Baltimore (10/27)...was inactive because of his knee injury...dressed by did not play at Cleveland (11/3)...helped the offense amass 645 yards in total offense versus Atlanta (11/10)...helped pave the way for a second consecutive 100-yard performer...missed most of the second half after he aggravated his knee injury at Tennessee (11/17)...was inactive because of his knee injury for two consecutive weeks (Games 11-12)...returned to active duty for the first time in three weeks versus Houston (12/8)...replaced Chukky Okobi in the fourth quarter...returned to the starting lineup for the first time in four weeks versus Carolina (12/15)...helped pave the way for Amos Zereoue's third 100-yard rushing performance of the season and the fourth for the Steelers versus Baltimore (12/29)...started both postseason games. **2001:** Was selected as a first alternate to the 2002 Pro Bowl...made his first pro start at center and first as a Steeler in season-opener at Jacksonville (9/9)...had one snap miscue...helped pave the way for Jerome Bettis' 47th career 100-yard rushing performance and the team's 170 total rushing yards at Buffalo (9/30)...made third straight start at center versus Cincinnati (10/7)...helped pave the way for Jerome Bettis' 100-yard rushing performance...played extremely well at Kansas City (10/14)...had an integral role in helping the Steelers compile their second straight 200-yard rushing performance and Jerome Bettis' third straight



100-yard game...was solid in helping the Steelers produce a third straight 200-yard rushing performance at Tampa Bay (10/21) and Jerome Bettis' fourth straight 100-yard game...helped pave the way for the Steelers' sixth 100-yard rushing performance of the season versus Detroit (12/23) and the sixth 400-yard offensive performance—second straight...helped lead the offense to its sixth 200-yard rushing performance of the season versus Cleveland (1/6/02)...started his third postseason game of his pro career and first for the Steelers at center versus Baltimore (1/20)...started at center in AFC Championship versus New England (1/27). **2000:** Earned Eric Andolsek Top Offensive Lineman Award, voted by teammates, for the second time in career (also in 1998)...made biggest play in five-year career when he scored Lions' only touchdown in 10-7 win at New York Jets (12/17), when he pounced on a fumble in end zone (James Stewart fumbled at one-yard line) with 5:43 left in game and helped offensive unit gain a season-high 210 rushing yards on 44 attempts (James Stewart had career-highs with 37 attempts for 164 yards)...was member of offensive line that did not allow a sack at Green Bay (12/10)...contributed to offensive line that allowed just one sack at New York Giants (11/19). **1999:** Continued his high level of play as one of the most consistent performers among all Lions...named Pro Bowl alternate for second consecutive season...one of only three Lions to start all 16 regular season games, in addition to NFC Wild Card Playoff Game at Washington (1/8)...was the only offensive lineman to start and finish every game. **1998:** Started all 13 games in which he appeared, missing three outings in mid-season with a sprained knee...voted by teammates as the 1998 Eric Andolsek Most Valuable Offensive Lineman...played at near-Pro Bowl level down the stretch of the year once he fully re-gained strength and endurance following the injury...returned to lineup for last seven outings of '98 after missing games 7-9 with knee injury suffered vs. Green Bay (10/15)...named second-team All-NFL at midway point of '98 by *The Sporting News* and as an alternate on the 1999 NFC Pro Bowl squad. **1997:** Played extremely well in first full year in the NFL...started at right guard for the Lions in every game during '97 campaign, and consistently graded out very well...was part of line that contributed to Barry Sanders becoming only the third player in NFL history to rush for more than 2,000 yards in a single season...named by *Pro Football Weekly* as someone who is likely to ascend to Pro Bowl level of play within the next couple of years. **1996:** Recovered from the effects of an initial contract holdout to enjoy impressive rookie campaign, becoming starting right guard less than two weeks after reporting to team...made remarkable transition learning offensive system (despite missing all of training camp) starting the season's final 10 games after seeing first pro action vs. Atlanta (10/6) only nine days after signing his contract...was named to NFL All-Rookie team by both *USA Today* and *College and Pro Football Newsweekly*...played very well in first pro start at Oakland (10/13), squaring off against one of the league's toughest interior tackle combinations in Russell Maryland, Chester McGlockton and Jerry Ball.

COLLEGE: Became only the 10th player in school history (1994-95) to earn first-team All-American honors in consecutive years (last was offensive guard Steve Wisniewski, 1987-88)...joined wide receiver Bobby Engram as the first two Nittany Lions to earn All-Big Ten honors three times...was a 1995 All-American first-team choice of *The Poor Man's Guide* to the NFL Draft, Walter Camp Foundation, United Press International and the American Football Coaches Association...was a semifinalist for the Lombardi Award in '95...earned GTE/CoSIDA Academic All-District, National Football Foundation and Hall of Fame Scholar-Athlete, Hitachi/College Foot-



ball Association Scholar-Athlete Team and Academic All-Big Ten selection...graded 95 percent for blocking consistency in '95...did not allow a sack his senior year as he posted 102 knockdowns...paved the way as the offense averaged 420.3 yards per game in '95...was first-team All-American choice in 1994 as a junior by the Associated Press and Walter Camp, adding second-team honors by *Football News*, United Press International, *College Sports Magazine* and *The Sporting News*...also earned All-Big Ten and academic All-Conference accolades...started junior year at guard in 1994, paving the way for an offense that led the nation with an average of 520.2 yards in total offense and 47.8 points per game...earned All-Big Ten first-team honors as a sophomore in 1993...earned a degree in marketing from Penn State.

PERSONAL: Was a two-time All-Conference selection, adding All-Ohio honors as a senior at St. Henry (Ohio) High School...was two-way lineman, leading the team to the state title in his senior year...recorded 200 tackles with 23 sacks during his prep career and participated in the '91 Ohio North-South All-Star Game...also lettered in track, performing in the shot put and discus...was one of 10 children (four brothers, five sisters)...brother, Scott, played football at Ohio Northern, and another brother, Joe, attended Penn State on a football scholarship...is from the same hometown (St. Henry, Ohio) as former Pro Bowl tackle, Jim Lachey, and NFL quarterback, Bobby Hoyer...Full Name: Jeff Hartings.

34 VERRON HAYNES

RUNNING BACK



HEIGHT—5-9

WEIGHT—224

COLLEGE—Georgia

BIRTHDATE—February 17, 1979

BIRTHPLACE—Bronx, N.Y.

HOW ACQUIRED—D5-'02 (#31, 166)

NFL EXPERIENCE—2nd Year

CAREER GAMES-STARTS/POSTSEASON: '02 (14-0/0-0)

CAREER TOTAL: 14-0 (0-0)

PRO: Was one of seven draft choices to make the final 53-man roster...showed excellent potential and versatile enough to play running back or fullback...was placed on reserved/injured list Dec. 17, 2002 after suffering a fractured fibula in the Carolina game. **2002:** Led the team with 18 special-teams tackles...had 10 carries for 51 yards, including a long run of 20 yards...also caught three passes for 51 yards...accumulated most of his playing time on special teams in season-opener at New England (9/9)...logged all his playing time on special teams versus Cleveland (9/29)...had a big game on special teams at New Orleans (10/6), recording three special-teams tackles (one solo)...recorded two special-team solo tackles versus Indianapolis (10/21)...contributed on offense and special teams at Baltimore (10/27)...had a nifty 20-yard run among his 23 yards he gained on three carries...also



had two receptions for 13 yards...had four rushing attempts for five yards at Cleveland (11/3)...gained 16 yards on a fake punt at Jacksonville (12/1)...also had a big day covering kicks...finished with three solo special-teams tackles...was credited with one solo special-teams tackle versus Houston (12/8)...had one reception for three yards versus Carolina (12/15)...also was credited with one special-teams assist.

COLLEGE: Was a former walk-on who began his career at Western Kentucky before transferring to Georgia...was given an opportunity to show his running skills late in his senior year when injuries depleted the Bulldogs' ground game...led team in rushing as a senior...gained more than 100 yards in each of his last four games...rushed for 737 yards on 136 carries (5.4 avg.) and eight touchdowns in 21 regular-season games...compiled a 5.15-yards per carry average, second only to Herschel Walker's school career record of 5.29 yards (1980-82)...was a Super Sleeper Team and All-Southeastern Conference second-team selection by *The National Sports Bureau*...was elected by his teammates as the permanent overall team captain at the conclusion of the regular season...led the team with 126 carries for 691 yards (5.5 avg.) and seven touchdowns as a senior...added 242 yards and a pair of scores on 19 receptions (12.7 avg.)...averaged 93.3 all-purpose yards per game...started two games at fullback in 2000...played on special teams in every game in 1999 and 2000...majored in finance.

PERSONAL: Was an All-City, All Fulton County, and All-Area selection, and named to the *Atlanta Journal Constitution* North Fulton "Formidable Four" team as a senior at North Springs High School in Sandy Springs, Ga...played running back and linebacker...selected as a member of the All-Northside Neighbor Football Team as a running back in 1996...received the 1996 North Springs High School VIP Award...selected Niketown Athlete of the Month and Year from four-county metro Atlanta area...won team MVP and Outstanding Running Back awards...rushed for 1,142 rushing yards with eleven touchdowns and recorded 95 tackles, four fumble recoveries, and two interceptions in nine games as a senior...did not begin playing football until his junior year in 1995 when he rushed for 646 yards and four touchdowns...is the son of Harriett and Steve Nesbitt...Full name: Verron Ulric Haynes.

Haynes' Career Single-Game Highs

Regular Season

Yards Rushing- 23 (10/27/02 at Baltimore)
Rushing Attempts- 4 (11/3/02 at Cleveland)
Longest Run- 20 (10/27/02 at Baltimore)
TDs Rushing- 0
100-yard Games- 0

Receptions- 2 (10/27/02 at Baltimore)
Yards Receiving- 7 (10/27/02 at Baltimore)
Longest Reception- 7 (10/27/02 at Baltimore)



HAYNES' GAME-BY-GAME STATISTICS

		RUSHING					RECEIVING				
2001											
Date	Opponent	No.	Yds.	Avg.	Lg.	TD	No.	Yds.	Avg.	Lg.	TD
9/9	at New England	0	0	0.0	—	0	0	0	0.0	—	0
9/15	OAKLAND	0	0	0.0	—	0	0	0	0.0	—	0
9/29	CLEVELAND	0	0	0.0	—	0	0	0	0.0	—	0
10/6	at New Orleans	0	0	0.0	—	0	0	0	0.0	—	0
10/13	at Cincinnati	2	7	3.5	6	0	0	0	0.0	—	0
10/21	INDIANAPOLIS	0	0	0.0	—	0	0	0	0.0	—	0
10/27	at Baltimore	3	23	7.7	20	0	2	7	3.5	7	0
11/3	at Cleveland	4	5	1.3	3	0	0	0	0.0	—	0
11/10	ATLANTA	0	0	0.0	—	0	0	0	0.0	—	0
11/17	at Tennessee	0	0	0.0	—	0	0	0	0.0	—	0
11/24	CINCINNATI	0	0	0.0	—	0	0	0	0.0	—	0
12/1	at Jacksonville	1	16	16.0	16	0	0	0	0.0	—	0
12/8	HOUSTON	0	0	0.0	—	0	0	0	0.0	—	0
12/15	CAROLINA	0	0	0.0	—	0	1	3	3.0	3	0
SEASON TOTALS		10	51	5.1	20	0	3	10	3.3	7	0

HAYNES' CAREER STATISTICS

RUSHING						RECEIVING					
	No.	Yds.	Avg.	Lg.	TD		No.	Yds.	Avg.	Lg.	TD
2001 Pittsburgh (AFC)	10	51	5.1	20	0	2001 Pittsburgh (AFC)	3	10	3.3	7	0
NFL Totals (1 year)	10	51	5.1	20	0	NFL Totals (1 year)	3	10	3.3	7	0

76

CHRIS HOKE

DEFENSIVE TACKLE



HEIGHT—6-3

WEIGHT—290

COLLEGE—Brigham Young

BIRTHDATE—April 6, 1976

BIRTHPLACE—Long Beach, Calif.

HOW ACQUIRED—FA-'01

NFL EXPERIENCE—3rd Year

CAREER GAMES-STARTS/POSTSEASON: '01 (0-0/0-0), '02 (0-0/0-0)

CAREER TOTAL: 0-0

PRO: Earned a roster spot in 2001 as an undrafted free agent...is a tough, physical player. **2002:** Dressed for two games (Games 3 and 4) but did not play...was inactive for the 13 other games for which he was on the active roster...spent one game on the practice squad when he was placed there Nov. 23, 2002 to make room for safety Erik Totten. **2001:** Was deactivated for the first 14 weeks of the season...was




released Dec. 22 to make room for the activation of running back R.J. Bowers...was placed on the team's practice squad Dec. 25 for the remainder of the season.

COLLEGE: Finished 2000 fourth on team with 51 tackles (25 solo), which tied a career-high...registered five sacks and 15 tackles for losses...recovered one fumble...had a career-high 51 tackles (27 solo), including 13 tackles for a loss in 1999...recorded six sacks...recovered one fumble...registered two QB pressures...recorded five or more tackles in four games...named Academic All-Mountain West Conference...registered 37 tackles (30 solo) and five tackles for a loss in 1998...registered three sacks and five QB pressures...helped Cougars defense lead the Western Athletic Conference in total and rushing defense...played entire 1997 season as a backup after spending previous two years on an LDS mission to Brussels, Belgium...registered two tackles...redshirted in 1994...majored in communications.

PERSONAL: Lettered three times in football at Foothill (Santa Ana, Calif.) High...team went undefeated and was a CIF quarterfinalist during senior year...named league defensive player of the year...named first-team All-CIF twice, All-Orange County twice and all-league three times...lettered three times in track...was three-time league champion in the shot put...married (Jaimee)...has one son, Cade (1/6/01)...is the son of Ed and Kim Hoke and Frank and Cathy Winger...Full name: Chris Hoke.

28 CHRIS HOPE

SAFETY



HEIGHT-5-11

WEIGHT-210

COLLEGE-Florida State

BIRTHDATE-August 20, 1980

BIRTHPLACE-Rock Hill, S.C.

HOW ACQUIRED-D3-'02 (#29, 94)

NFL EXPERIENCE-2nd Year

CAREER GAMES-STARTS/POSTSEASON:"02 (14-0/2-0)

CAREER TOTAL: 14-0 (2-0)

PRO: A third-round draft pick in 2002, was one of seven draft selections to make the final 53-man roster...is a hard-hitting safety who showed promise during the 2002 season. **2002:** Played in 14 regular-season games and both playoff contests...was deactivated for two games (Games 14 and 15)...finished with 11 total tackles, all solos...also was credited with 14 total special-teams tackles (nine solos)...was credited with one special-teams tackle versus Oakland (9/15)...led the team with three special-teams tackles (two solos) versus Cleveland (9/29)...played six defensive snaps at New Orleans (10/6)...logged four defensive plays at Cincin-

nati (10/13)...finished with one tackle...also was credited with two special-teams tackles (one solo)...forced a fumble on a kickoff return that led to second-quarter Steelers' TD at Baltimore (10/27)...played three defensive snaps at Cleveland (11/3)...registered one special-teams tackle...played three defensive snaps versus Atlanta (11/10)...was credited with three special-teams tackles (one solo)...finished with two solo tackles at Tennessee (11/17)...played four defensive snaps...accumulated his most extensive playing time of the season versus Cincinnati (11/24) due to injuries...finished with three solo tackles...also was credited with one special-teams tackle...logged 29 defensive plays...finished with six solo tackles at Jacksonville (12/1)...also was credited with a quarterback hit/pressure...had one special-teams tackle versus Houston (12/8)...was inactive for the first time in the season versus Carolina (12/15)...was inactive at Tampa Bay (12/23)...was credited with two special-teams tackles (one solo) versus Baltimore (12/29)...was credited with four solo tackles on special teams in Wild Card game versus Cleveland (1/5)...was forced into action in the team's pass defense because of injuries to the secondary...finished with three total tackles (two solos) in Divisional Playoff game at Tennessee (1/11)...also was credited with a solo special-teams tackle.

COLLEGE: Is very intelligent...was a two-time Academic All-America selection...bench presses more than 400 pounds...makes proper reads on pass plays...is solid in man coverage...is smooth turning out of his backpedal...makes sharp breaks when playing the ball in flight...shows good body control and flexibility battling for the high ball...shows proper foot adjustments dropping off in the zone...has a good sense for routes, consistently keeping the plays in front of him...was a three-year starter who performed on the school's last three national championship games...twice earned the award for the most dependable defensive back on the team...finished his career with 234 tackles (149 solos) and seven stops behind the line of scrimmage...also deflected 18 passes, collected nine interceptions, caused three fumbles and registered two fumble recoveries...was an All-Atlantic Coast Conference and Academic All-ACC first-team choice as a senior...earned second-team All-ACC honors as a junior...majored in communications.

PERSONAL: Was a USA Today All-USA first-team and Parade All-American selection as a senior at Rock Hill (S.C.) High...named the USA Today Player of the Year in the state of South Carolina and selected to the *PrepStar's* Dream Team...ranked as the No. 1 defensive back prospect in the nation by *PrepStar* the renowned recruiting publication...rated the No. 3 defensive back and the No. 50 overall prospect in America by the National Recruiting Advisor...was a member of the *Atlanta Journal-Constitution* Super Southern 1000...selected to the *Orlando Sentinel* All-Southern team...rated as the No. 1 defensive back recruit nationally by the *Tampa Tribune*...ranked as the sixth-best recruit nationally by the *St. Petersburg Times*...recorded 114 tackles and three interceptions as a defensive back while rushing for 1,319 yards and 20 touchdowns as a running back...totaled 464 tackles, 10 interceptions and four fumble recoveries during his four-year varsity career...is the son of Randy and Mary Hope...Full name: Chris Hope.

HOPE'S GAME-BY-GAME STATISTICS

2002

Date	Opponent	T	AT	TOT	Sack/				
					YDS	INT	PD	FF	FR
9/9	at New England	0	0	0	0.0/0	0/0	0	0	0
9/15	OAKLAND	0	0	0	0.0/0	0/0	0	0	0
9/29	CLEVELAND	0	0	0	0.0/0	0/0	0	0	0
10/6	at New Orleans	0	0	0	0.0/0	0/0	0	0	0
10/13	at Cincinnati	0	0	0	0.0/0	0/0	0	0	0
10/21	INDIANAPOLIS	0	0	0	0.0/0	0/0	0	0	0
10/27	at Baltimore	0	0	0	0.0/0	0/0	0	1	0
11/3	at Cleveland	0	0	0	0.0/0	0/0	0	0	0
11/10	ATLANTA	0	0	0	0.0/0	0/0	0	0	0
11/17	at Tennessee	2	0	2	0.0/0	0/0	0	0	0
11/24	CINCINNATI	3	0	3	0.0/0	0/0	0	0	0
12/1	at Jacksonville	6	0	6	0.0/0	0/0	0	0	0
12/8	HOUSTON	0	0	0	0.0/0	0/0	0	0	0
12/15	CAROLINA				INACTIVE				
12/23	at Tampa Bay				INACTIVE				
12/29	BALTIMORE	0	0	0	0.0/0	0/0	0	0	0
SEASON TOTALS		11	0	11	0.0/0	0/0	0	1	0

POSTSEASON

1/5	CLEVELAND	0	0	0	0.0/0	0/0	0	0	0
1/11	at Tennessee	2	1	3	0.0/0	0/0	0	0	0
POSTSEASON TOTALS		2	1	3	0.0/0	0/0	0	0	0

HOPE'S CAREER STATISTICS

Regular Season

TACKLES	Solo	AT	Tot.	Sp.T.	Sacks	FF	FR
2002 Pittsburgh (AFC)	11	0	11	14	0.0	1	0
NFL Totals (1 year)	11	0	11	14	0.0	1	0

Postseason

TACKLES	Solo	AT	Tot.	Sp.T.	Sacks	FF	FR
2002 Pittsburgh (AFC)	2	1	3	5	0.0	0	0
NFL Totals (1 year)	2	1	3	5	0.0	0	0

29 CHIDI IWUOMA

CORNERBACK



HEIGHT—5-8
WEIGHT—182
COLLEGE—California
BIRTHDATE—February 19, 1978
BIRTHPLACE—Pasadena, Calif.
HOW ACQUIRED—FA-'02
NFL EXPERIENCE—3rd Year
GAMES PLAYED/STARTED: '01 (13-1/0-0), '02 (13-0/2-0)
CAREER TOTALS: 26-1 (2-0)
STEELERS TOTALS: 13-0 (2-0)

PRO: Signed with the Steelers as a free agent on Sept. 11, 2002...blossomed into a top special-teams player for the Steelers...played with the Detroit Lions in 2001 after signing with the team as an undrafted free agent...was in training camp with the Detroit Lions but was released prior to the 2002 season...was an undrafted rookie free agent signed by the Lions April 27, 2001. **2002:** Emerged as a top special-teams player...finished with 16 special-teams tackles (nine solos)...was deactivated for the first time versus Cleveland (9/29)...was credited with one special-teams tackle at New Orleans (10/6)...finished with one special-teams tackle at Cincinnati (10/13)...registered two solo special-teams tackles versus Indianapolis (10/21)...was credited with two special-teams assists versus Atlanta (11/10)...was credited with two special-teams tackles versus Cincinnati (11/24)...had another big day on special teams at Jacksonville (12/1)...finished with three total special-teams tackles (two solos)...was deactivated versus Houston (12/8)...was a standout on special teams versus Carolina (12/15)...was credited with two special-teams tackles (both solos)...was credited with two special-teams tackles at Tampa Bay (12/23)...left the game early in the first half with a knee injury in Wild Card game versus Cleveland (1/5) and did not return...was credited with one special-teams tackle. **2001:** Was relegated to Lions' practice squad preceding the start of regular season play...moved to active roster before season-opener after Lions secondary was diminished with multiple injuries...played in a total of 13 games with his lone start coming versus Dallas (1/6/02)...finished the season with 10 tackles (four solo), three passes defended and 11 special teams tackles...posted a career high six (three solo) tackles and his first career pass defended versus Chicago (12/30)...was inactive at Pittsburgh (12/23)...made a season and career high three special teams tackles at Tampa Bay (12/9)...had one special teams tackle at Arizona (11/18)...was inactive versus Tampa Bay (11/11)...filled in for depleted secondary at Minnesota (10/14) and posted the first stats of his professional career, two tackles and two special teams tackles...did not play versus St. Louis (10/8)...saw action on special teams at Cleveland (9/23) and at Green Bay (9/9).

COLLEGE: Finished senior season at California as an honorable mention All-



Pac 10 selection after he started all 11 games and tallied 11 pass deflections and 46 tackles... also led Bears with 17 punt returns for 116 yards (6.8 average) and had three kickoff returns for 52 yards...garnered honorable mention Pac-10 honors after starting 10-of-11 games during junior season...ended junior season with nine pass deflections, 50 tackles, including 40 unassisted tackles and had a pair of interceptions...completed sophomore season leading the team with 11 pass deflections and was Cal's most consistent corner, starting all 11 games, and was the team's sixth-leading tackler with 48 tackles, including 38 unassisted stops.

PERSONAL: Named the co-offensive Player of the Year in the Pacific League at Pasadena High School...gained more 2,200 all-purpose yards (991 rushing and 501 receiving) and scored 22 TDs...also earned first-team CIF and San Gabriel Valley honors.

IWUOMA'S GAME-BY-GAME STATISTICS

2002

Date	Opponent	T	AT	TOT	Sack/ YDS	INT	PD	FF	FR
9/9	at New England				Not On Roster				
9/15	OAKLAND	0	0	0	0.0/0	0/0	0	0	0
9/29	CLEVELAND				INACTIVE				
10/6	at New Orleans	0	0	0	0.0/0	0/0	0	0	0
10/13	at Cincinnati	0	0	0	0.0/0	0/0	0	0	0
10/21	INDIANAPOLIS	0	0	0	0.0/0	0/0	0	0	0
11/3	at Cleveland	0	0	0	0.0/0	0/0	0	0	0
11/10	ATLANTA	0	0	0	0.0/0	0/0	0	0	0
11/17	at Tennessee	0	0	0	0.0/0	0/0	0	0	0
11/24	CINCINNATI	0	0	0	0.0/0	0/0	0	0	0
12/1	at Jacksonville	0	0	0	0.0/0	0/0	0	0	0
12/8	HOUSTON				INACTIVE				
12/15	CAROLINA	0	0	0	0.0/0	0/0	0	0	0
12/23	at Tampa Bay	0	0	0	0.0/0	0/0	0	0	0
12/29	BALTIMORE	0	0	0	0.0/0	0/0	0	0	0
SEASON TOTALS		0	0	0	0.0/0	0/0	0	0	0

POSTSEASON

1/5	CLEVELAND	0	0	0	0.0/0	0/0	0	0	0
1/11	at Tennessee	0	0	0	0.0/0	0/0	0	0	0
POSTSEASON TOTALS		0	0	0	0.0/0	0/0	0	0	0

IWUOMA'S CAREER STATISTICS

Regular Season

TACKLES	Solo	AT	Tot.	Sp.T.	Sacks	FF	FR	INTERCEPTIONS	No.	Yds.	Avg.	LG	TD
2001 Detroit (NFC)	4	6	10	11	0.0	0	0	2001 Detroit (NFC)	0	0	0.0	—	0
2002 Pittsburgh (AFC)	0	0	0	16	0.0	0	0	2002 Pittsburgh (AFC)	0	0	0.0	—	0
NFL Totals (2 years)	4	6	10	27	0.0	0	0	NFL Totals (2 years)	4	16	4.0	14	0
Steelers Totals (1 year)	0	0	0	16	0.0	0	0	Steelers Totals (1 year)	0	0	0.0	—	0

Postseason

TACKLES	Solo	AT	Tot.	Sp.T.	Sacks	FF	FR	INTERCEPTIONS	No.	Yds.	Avg.	LG	TD
2002 Pittsburgh (AFC)	0	0	0	1	0.0	0	0	2002 Pittsburgh (AFC)	0	0	0.0	—	0
NFL Totals (1 year)	0	0	0	1	0.0	0	0	NFL Totals (1 year)	0	0	0.0	—	0

99 BRETT KEISEL

DEFENSIVE END



HEIGHT—6-5
WEIGHT—279
COLLEGE—Brigham Young
BIRTHDATE—September, 19, 1978
BIRTHPLACE—Provo, Utah
HOW ACQUIRED—D7b-'02 (#31, 242)
NFL EXPERIENCE—Rookie
CAREER GAMES-STARTS/POSTSEASON—'02 (5-0/2-0)
CAREER TOTALS—5-0 (2-0)

PRO: Was one of the seven 2002 draft selections to make the final roster...was the Steelers' final draft pick...developed into a top special-teams player during the latter part of the 2002 regular-season...finished the preseason strongly, recording a sack in the final game. **2002:** Came on strong as a dynamic special-teams player...played in five games...finished with seven total special-teams tackles (five solos)...was inactive for first nine games...dressed for his first pro game at Tennessee (11/17)...did not play...was active for the second straight week versus Cincinnati (11/24)...was credited with one special-teams tackle...was inactive at Jacksonville (12/1)...had one special-teams assist versus Houston (12/8)...made some big plays again on special teams versus Carolina (12/15)...recovered a fumble on a muffed punt that led to a Steelers TD...was credited with three special-teams tackles (all solos)...was credited with one special-teams tackle at Tampa Bay (12/23)...was credited with one special-teams assist versus Baltimore (12/29).

COLLEGE: Finished his career with 66 tackles (39 solos), nine quarterback sacks and 19 stops behind the line of scrimmage...was a Super Sleeper Team selection by *The NFL Draft Report*...received All-Mountain West Conference honorable mention honors in 2001...had a banner senior campaign in his first year as a starter...recorded 41 tackles (23 solos) and ranked second on the team with four sacks, and third with nine tackles for losses...also forced one fumble...played in every game at defensive end...made 22 tackles (13 solos), five sacks and 10 tackles for losses...transferred to Snow (Utah) Junior College in 1999...made three unassisted tackles at defensive end in 1998...redshirted in 1997...majored in health sciences.

PERSONAL: Lettered four times in football and basketball and twice in track at Greybull (Wyo.) High School...was a four-time All-Conference selection...earned All-State honors as a tight end and linebacker (1995-96)...was *USA Today* Wyoming Player of the Year in his final season...also earned Sportslink Player of the Year and Conference Player of the Year honors in 1996...is the son of Connie and Lane Keisel...Full name: Brett Keisel.



35 DAN KREIDER

FULLBACK

**HEIGHT**—5-11**WEIGHT**—246**COLLEGE**—New Hampshire**BIRTHDATE**—March 11, 1977**BIRTHPLACE**—Lancaster, Pa.**HOW ACQUIRED**—FA-'00**NFL EXPERIENCE**—4th Year**CAREER GAMES-STARTS/POSTSEASON:** '00 (10-7/0-0), '01 (13-1/2-0), '02 (16-13/2-2)**CAREER TOTALS:** 39-22 (4-2)

PRO: Has surpassed all expectations as an undrafted rookie free agent by being a solid fullback for the Steelers...continued to serve as a solid fullback and has established himself as a top blocking back for the Steelers...earned the 2000 Joe Greene Great Performance Award as the Steelers Rookie of the Year, selected by the Pittsburgh chapter of the Pro Football Writers Association. **2002:** Set career marks for receptions and receiving yards during the 2002 regular season (18 and 122, respectively)...finished with 16 rushing yards on six attempts...caught one pass for nine yards in season-opener at New England (9/9)...scored his second career TD and first receiving touchdown at Cincinnati (10/13) on a four-yard pass from Tommy Maddox...also helped pave the way for Jerome Bettis' first 100-yard performance of the season...had both a run and catch versus Indianapolis (10/21)...gained two rushing yards and had a nine-yard reception...had a key block on Amos Zereoue's 35-yard TD run at Baltimore (10/27)...had one of his most active days at Cleveland (11/3)...caught two passes for 23 yards, an 11.5 average, and ran once for two yards...helped the offense amass 645 yards in total offense versus Atlanta (11/10)...helped pave the way for a second consecutive 100-yard performer...set a career high with four receptions for 19 yards versus Cincinnati (11/24)...had his second multiple reception game in two weeks at Jacksonville (12/1)...finished with two receptions for 17 yards...ran once for five yards versus Houston (12/8) and added a reception for 10 yards...had two carries for four yards versus Carolina (12/15) and two receptions for two yards...also made several key blocks in the running game for Jerome Bettis and Amos Zereoue...totaled three yards on one carry at Tampa Bay (12/23)...also had one reception for eight yards...caught three passes for 21 yards versus Baltimore (12/29), including a long of 10...also was instrumental in Amos Zereoue's third 100-yard rushing performance of the season and the team's fourth...had two receptions for 14 yards in Divisional playoff at Tennessee (1/11). **2001:** Continued to serve as a valuable backup fullback...suffered a freak calf injury the first day of training camp and missed the entire preseason...was placed on the physically unable to perform list July 20...was activated to the active roster Sept. 2...played in 13 games and started one...finished with 29 yards and one TD on seven carries...also caught two passes for five yards...was deactivated for the first three games...was activated for the first time of the season at Kansas City (10/14)...had one carry for 12



yards at Tampa Bay (10/21)...made his first start since the 2000 season versus Jacksonville (11/18) in place of the injured Jon Witman...had one reception for no gain versus the N.Y. Jets (12/9)...scored his first career touchdown—the game-winner—at Baltimore (12/16) on a four-yard burst...finished with two rushes for six yards and one reception for five yards...had two carries for 12 yards versus Detroit (12/23), including a long of eight yards...had one carry for a yard versus Cleveland (1/6/02)...caught two passes for 13 yards versus New England (1/27). **2000:** Was signed to the active roster Oct. 17 when Jon Witman was placed on the reserved/injured list...was on the active roster for 10 games and started seven...rushed for 24 yards on two carries, including a long of 22 yards...also had five receptions for 42 yards...dressed for the first time in his pro career versus Cleveland (10/22)...earned his first start as a pro at Baltimore (10/29)...performed admirably as Jerome Bettis' blocking back...caught his first reception as a pro, a 14-yarder from Kordell Stewart...made his second straight start at Tennessee (11/5)...caught one pass for eight yards...started his third straight game versus Philadelphia (11/12)...helped pave the way for Jerome Bettis' fifth 100-yard rushing performance of the season—the first since he had been in the starting lineup...started his fourth straight game versus Jacksonville (11/19)...started his fifth straight game at Cincinnati (11/26)...was impressive again, leading the way for Jerome Bettis' sixth 100-yard rushing performance versus Oakland (12/3)...had the first carry of his pro career, a 22-yard burst on the Steelers initial play of the game...started his eighth straight game versus Washington (12/16)...helped pave the way for Jerome Bettis' seventh 100-yard performance.

COLLEGE: Was a three-year starter at fullback...gained 518 yards on 92 carries (5.6 avg.) and caught 25 passes for 275 yards (11.0 avg.) and one score as a senior...gained 403 all-purpose yards as a junior in 1998...rushed for 293 yards and caught nine passes for 96 yards despite battling ankle injuries...finished second on team with 451 yards rushing and two touchdowns in 1997 after redshirting the 1996 season with a torn anterior cruciate ligament...caught five passes for 75 yards and one touchdown...made four starts as a true freshman but missed final two games with a shoulder injury...finished third on the team with 308 yards rushing...majored in business administration.

PERSONAL: Lettered in football at Manheim Central High School...earned state Section II Best Player honors as a senior when he rushed 146 times for 1,289 yards...set single-season records with 32 touchdowns and 194 total points...is the son of Melvin and Carol Kreider...currently lives in Mount Joy, Pennsylvania...Full name: Dan Kreider.

Kreider's Career Single-Game Highs

Regular Season

Yards Rushing— 24 (12/3/00 vs. Oakland)
Rushing Attempts— 2 (several, Last: 12/15/02 vs. Carolina)
Longest Run— 22 (12/3/00 vs. Oakland)
TDs Rushing— 1 (12/16/01 at Baltimore)
100-yard Games— 0
Receptions— 4 (11/24/02 vs. Cincinnati)
Yards Receiving— 23 (11/3/02 at Cleveland)
Longest Reception— 15 (11/3/02 at Cleveland)

Postseason

Yards Rushing— 0
Rushing Attempts— 0
Longest Run— 0
TDs Rushing— 0
100-yard Games— 0
Receptions— 2 (twice, Last: 1/11/03 at Tennessee)
Yards Receiving— 14 (1/11/03 at Tennessee)
Longest Reception— 9 (1/27/02 vs. New England)



KREIDER'S GAME-BY-GAME STATISTICS

2002

Date	Opponent	Rushing					Receiving				
		No.	Yds.	Avg.	LG.	TD	No.	Yds.	Avg.	LG.	TD
9/9	at New England	0	0	0.0	—	0	1	9	9.0	0	9
9/15	OAKLAND	0	0	0.0	—	0	0	0	0.0	0	—
9/29	CLEVELAND	0	0	0.0	—	0	0	0	0.0	0	—
10/6	at New Orleans	0	0	0.0	—	0	0	0	0.0	0	—
10/13	at Cincinnati	0	0	0.0	—	0	1	4	4.0	1	4
10/21	INDIANAPOLIS	1	2	2.0	2	0	1	9	9.0	0	9
10/27	at Baltimore	0	0	0.0	—	0	0	0	0.0	0	—
11/3	at Cleveland	1	2	2.0	2	0	2	23	11.5	0	15
11/10	ATLANTA	0	0	0.0	—	0	0	0	0.0	0	—
11/17	at Tennessee	0	0	0.0	—	0	0	0	0.0	0	—
11/24	CINCINNATI	0	0	0.0	—	0	4	19	4.8	0	10
12/1	at Jacksonville	0	0	0.0	—	0	2	17	8.5	0	11
12/8	HOUSTON	1	5	5.0	5	0	1	10	10.0	0	10
12/15	CAROLINA	2	4	2.0	3	0	2	2	1.0	0	3
12/23	at Tampa Bay	1	3	3.0	3	0	1	8	8.0	0	8
12/28	BALTIMORE	0	0	0.0	—	0	3	21	7.0	0	10
SEASON TOTALS		6	16	2.7	5	0	18	122	6.8	1	15

POSTSEASON

1/5	CLEVELAND	0	0	0.0	—	0	0	0	0.0	0	—
1/11	at Tennessee	0	0	0.0	—	0	2	14	7.0	0	8
POSTSEASON TOTALS		0	0	0.0	—	0	2	14	7.0	0	8

2001

Date	Opponent	Rushing					Receiving				
		No.	Yds.	Avg.	LG.	TD	No.	Yds.	Avg.	LG.	TD
9/9	at Jacksonville				INACTIVE						
9/30	at Buffalo				INACTIVE						
10/7	CINCINNATI				INACTIVE						
10/14	at Kansas City	0	0	0.0	—	0	0	0	0.0	—	0
10/21	at Tampa Bay	1	12	12.0	12	0	0	0	0.0	—	0
10/29	TENNESSEE	1	-2	-2.0	-2	0	0	0	0.0	—	0
11/4	BALTIMORE	0	0	0.0	—	0	0	0	0.0	—	0
11/11	at Cleveland	0	0	0.0	—	0	0	0	0.0	—	0
11/18	JACKSONVILLE	0	0	0.0	—	0	0	0	0.0	—	0
11/25	at Tennessee	0	0	0.0	—	0	0	0	0.0	—	0
12/2	MINNESOTA	0	0	0.0	—	0	0	0	0.0	—	0
12/9	N.Y. JETS	0	0	0.0	—	0	0	0	0.0	—	0
12/16	at Baltimore	2	6	3.0	4	1	1	5	5.0	5	0
12/23	DETROIT	2	12	6.0	8	0	0	0	0.0	—	0
12/30	at Cincinnati	0	0	0.0	—	0	0	0	0.0	—	0
1/6/02	CLEVELAND	1	1	1.0	1	0	0	0	0.0	—	0
SEASON TOTALS		7	29	4.1	12	1	2	5	2.5	5	0

POSTSEASON

1/20	BALTIMORE	0	0	0.0	—	0	0	0	0.0	—	0
1/27	NEW ENGLAND	0	0	0.0	—	0	2	13	6.5	9	0
POSTSEASON TOTALS		0	0	0.0	—	0	2	13	6.5	9	0

		Rushing					Receiving				
2000											
Date	Opponent	No.	Yds.	Avg.	LG.	TD	No.	Yds.	Avg.	LG.	TD
10/22	CLEVELAND	0	0	0.0	—	0	0	0.0	0	—	0
10/29	at Baltimore	0	0	0.0	—	0	1	14	14.0	14	0
11/5	at Tennessee	0	0	0.0	—	0	1	8	8.0	8	0
11/12	PHILADELPHIA	0	0	0.0	—	0	0	0	0.0	—	0
11/19	JACKSONVILLE	0	0	0.0	—	0	0	0	0.0	—	0
11/26	at Cincinnati	0	0	0.0	—	0	0	0	0.0	—	0
12/3	OAKLAND	2	24	12.0	22	0	0	0	0.0	—	0
12/10	at N.Y. Giants	0	0	0.0	—	0	2	10	5.0	6	0
12/16	WASHINGTON	0	0	0.0	—	0	0	0	0.0	—	0
12/24	at San Diego	0	0	0.0	—	0	1	10	10.0	10	0
SEASON TOTALS		2	24	12.0	22	0	5	42	8.4	14	0

KREIDER'S CAREER STATISTICS**Regular Season**

RUSHING						RECEIVING					
	No.	Yds.	Avg.	LG	TD		No.	Yds.	Avg.	LG	TD
2000 Pittsburgh (AFC)	2	24	12.0	22	0	2000 Pittsburgh (AFC)	5	42	8.4	14	0
2001 Pittsburgh (AFC)	7	29	4.1	12	1	2001 Pittsburgh (AFC)	2	5	2.5	5	0
2002 Pittsburgh (AFC)	6	16	2.7	5	0	2002 Pittsburgh (AFC)	18	122	6.8	15	1
NFL Totals (3 years)	15	69	4.6	22	1	NFL Totals (3 years)	25	169	6.8	15	1

Postseason

RUSHING						RECEIVING					
	No.	Yds.	Avg.	LG	TD		No.	Yds.	Avg.	LG	TD
2001 Pittsburgh (AFC)	0	0	0.0	—	0	2001 Pittsburgh (AFC)	2	13	6.5	9	0
2002 Pittsburgh (AFC)	0	0	0.0	—	0	2002 Pittsburgh (AFC)	2	14	7.0	8	0
NFL Totals (2 years)	0	0	0.0	—	0	NFL Totals (2 years)	4	27	6.6	9	0

57 CLINT KRIEVALDT

LINEBACKER

**HEIGHT**—6-1**WEIGHT**—236**COLLEGE**—Wisconsin-Stevens Point**BIRTHDATE**—March 17, 1976**BIRTHPLACE**—Shiocton, Wisc.**HOW ACQUIRED**—UFA-'03 (Detroit)**NFL EXPERIENCE**—5th Year**CAREER GAMES-STARTS/POSTSEASON**: '99 (12-0/1-0), '00 (13-1), '01 (14-1), '02 (10-0)**CAREER TOTALS**: 49-2 (1-0)

PRO: Signed as an unrestricted free agent March 6, 2003 from the Detroit Lions...has spent vast majority of his young NFL career as a highly productive special teams player (60 career special-teams tackles) and filling in occasionally on defense...has excellent speed...was Lions' sixth round pick (177th overall) in 1999 NFL Draft. **2002:** Finished the season with nine special-teams tackles and 11 defensive tackles...was inactive against Miami (9/8) and Carolina (9/15) due to foot injury...returned to action against Green Bay (9/22) and had three tackles (one solo) and a special teams tackle...had his first start of the season vs. New Orleans (9/29)...re-injured his foot at Minnesota (10/13) and was inactive for games versus Chicago (10/20), at Buffalo (10/27), versus Dallas (11/3) and at Green Bay (11/10)...played in final seven games and saw action mostly on special teams. **2001:** Finished the season with 31 tackles (15 solo, 16 assists) and also ranked second on the team with 19 special teams tackles...posted three special teams tackles at Cleveland (9/23)...filled in at middle linebacker for the injured Stephen Boyd at Minnesota (10/14) and collected a career-high seven tackles...collected two special teams tackles vs. Tennessee (10/14)...made one tackle and two special teams tackles vs. Cincinnati (10/28)...was inactive at San Francisco (11/4) and versus Tampa Bay (11/11) due to a concussion...recorded two tackles vs. Green Bay (11/22)...posted two tackles along with three special teams stops at Chicago (12/2)...made five tackles (four solo) at Tampa Bay (12/9)...collected three tackles and three special teams tackles vs. Minnesota (12/16)...made seven (four solo) tackles after filling in for Barrett Green, who was sidelined with a back injury at Pittsburgh (12/23)...made only start of season (second of career) filling in for Barrett Green who was sidelined with a back injury versus Chicago (12/30). **2000:** Saw increased action on defense in second year in the NFL, in addition to reprising role as one of the squad's most productive special teams players (tied for team-high with 22 tackles)...made five tackles on defense, in addition to both recovering and forcing a fumble...filled role as nickel linebacker in season opener at New Orleans (9/3) after Barrett Green left with ankle injury, then he suffered right high ankle sprain, which forced him inactive the following week versus Washington (9/10)...made first career start at Chicago (9/24), with Lions beginning game in nickel package and collected career-high three tackles and recovered a fumble...forced fumble



on kickoff (Packers recovered) vs. Green Bay (10/8)...was inactive at New York Giants (11/19) and vs. New England (11/23) due to pinched nerve in neck suffered during practice in week prior to Giants' game...tied career-high with four special teams tackles in season finale vs. Chicago (12/24). **1999:** Gave squad a nice spark in the final 12 games of his rookie season (inactive the first four weeks), finishing second on the club with 19 special teams stops, including team and career-high four tackles vs. Minnesota (10/17)...played very sparingly on defense during rookie season...saw first extended defensive duty of career at Minnesota (1/2) with Allen Aldridge temporarily sidelined with two different ailments, and recorded first career interception deep in Lions' territory, in addition to career-high two tackles...recorded other tackle on defense at Green Bay (11/21)...returned to usual special teams duty only in NFC Wild Card Playoff Game at Washington (1/8) and tied career-high with four stops.

COLLEGE : Was a four-year starter who played inside linebacker most of his career, except for a stint outside in 1997...also played in short-yardage offensive situations as a running back...was the first four-time unanimous first team All-WIAC selection in conference history...set Wisconsin-Stevens Point career tackles record with 416...selected 1998 Division III National Defensive Player of the Year as a senior...also earned first-team AFCA Burger King Division III Coaches All-American, first-team Hewlett-Packard Division III All-American and first team Football Gazette All-American honors...was the 1998 *Milwaukee Journal-Sentinel* WIAC Player of the Year, Wisconsin-Stevens Point Team MVP, Defensive Player of the Year and Linebacker of the Year...recorded 10-plus tackles in all nine games (streak finished at 12 going back to the 1997 season)...had 115 tackles, 20 tackles for loss, 2.5 sacks, an interception, three passes defended, two forced fumbles and three fumble recoveries in 1998...led team in scoring with nine touchdowns (eight rushing, one fumble return)...named WIAC Defensive Player of the Week twice...was a 1997 first-team *Football Gazette* All-American as a junior...earned third-team Hewlett-Packard Division III All-America and unanimous first-team All-WIAC pick in...was the 1997 Wisconsin-Stevens Point Linebacker of the Year...had 90 tackles, 11 tackles for loss, career-high three sacks, three pass defenses, two forced fumbles, career-high four fumble recoveries and an interception in '97...was second on team in scoring with nine touchdowns (eight rushing, one receiving)...was a unanimous first team All-WIAC and Linebacker of the Year as a sophomore in 1996...had career-high 121 tackles, 16 tackles for loss, two sacks, three forced fumbles, three fumble recoveries, two pass defenses and an interception in '96...was a unanimous first-team All-WIAC and Most Improved Player as a freshman in 1995...recorded 90 tackles, seven tackles for loss, one forced fumble and one fumble recovery...was redshirted as running back in 1994.

PERSONAL: Was an All-State running back at Shiocton (Wisc.) High School...earned All-Region and All-Conference honors as running back and linebacker as a prep senior in 1993...was the 1993 Offensive Player of the Year in Central Wisconsin Conference (large schools)...earned Team MVP and team captain in '93 as well... set school rushing records for most career yards (3,357), single-season yards (1,552) and single-game yards (317)...earned his college degree in 2000 off-season.



KRIEVALDT'S CAREER STATISTICS

Regular Season

TACKLES	Solo	AT	Tot.	Sp.T.	Sacks	FF	FR	INTERCEPTIONS	No.	Yds.	Avg.	LG	TD
1999 Detroit (NFC)	1	2	3	19	0.0	0	0	1999 Detroit (NFC)	1	2	2.0	2	0
2000 Detroit (NFC)	5	0	5	22	0.0	1	1	2000 Detroit (NFC)	0	0	0.0	—	0
2001 Detroit (NFC)	15	16	1	19	0.0	0	0	2001 Detroit (NFC)	0	0	0.0	—	0
2002 Detroit (NFC)	6	5	11	9	0.0	0	0	2002 Detroit (NFC)	0	0	0.0	—	0
NFL Totals (4 years)	27	23	50	69	0.0	2	3	NFL Totals (4 years)	1	2	2.0	2	0

Postseason

TACKLES	Solo	AT	Tot.	Sp.T.	Sacks	FF	FR	INTERCEPTIONS	No.	Yds.	Avg.	LG	TD
1999 Detroit (NFC)	0	0	0	0	0.0	0	0	1999 Detroit (NFC)	0	0	0.0	—	0
NFL Totals (1 year)	0	0	0	0/0	0/0	0/0	0/0	NFL Totals (1 year)	0	0	0.0	—	0

90 JUSTIN KURPEIKIS

LINEBACKER



HEIGHT—6-3

WEIGHT—254

COLLEGE—Penn State

BIRTHDATE—July 17, 1977

BIRTHPLACE—Allison Park, Pa.

HOW ACQUIRED—FA-'01

NFL EXPERIENCE—3rd Year

CAREER GAMES-STARTS/POSTSEASON: '01 (3-0/2-0), '02 (6-0/0-0)

CAREER TOTALS: 9-0 (2-0)

PRO: Was one of the surprise members of the final roster in 2001 after joining the his hometown team as an undrafted free agent. **2002:** Played in six games...finished with two special-teams tackles (one solo). **2001:** Finished the season with two solo tackles...also was credited with one special-teams tackle...made his first official NFL appearance for his hometown team in season-opener at Jacksonville (9/9)...was deactivated at Buffalo (9/30)...was active but did not play versus Cincinnati (10/7)...was deactivated for eight straight weeks before dressing for the first time in nine weeks versus the N.Y. Jets (12/9)...played exclusively on special teams...was active for the first time versus Cleveland (1/6/02) since the Dec. 9 N.Y. Jets game...finished with two solo tackles...was deactivated for the AFC Playoff game versus Baltimore (1/20)...was active for the first playoff game of his pro career in the AFC Championship game versus New England (1/27).

COLLEGE: Finished his career with 172 tackles (128 solos), 17 quarterback sacks and 43 stops for losses...twice earned Academic All-Big Ten honors (1997-98)...was



a 2000 All-Big Ten Conference first-team choice...was a Super Sleeper Team pick by *The Sports Xchange*...won the Hall Foundation Award, given to the team's Most Valuable Player...was a defensive co-captain...finished second on the team with a career-high 76 tackles (55 solos), six sacks and 18 stops for losses...intercepted two passes, deflected four others and forced one fumble...recorded 52 tackles (39 solos), nine sacks and 13 stops for losses in his first year as a starter in 1999...played in every game as a reserve defensive end as a sophomore...made 20 tackles (15 solos), one sack and seven stops for losses...played in every game as a redshirt freshman...finished with 24 tackles (19 solos), a sack and five stops for losses...redshirted in 1996...majored in Letters, Arts and Sciences.

PERSONAL: Finished high school career with 364 tackles and 12 sacks...also rushed for 929 yards and 18 scores at Pittsburgh's Central Catholic High School...was an All-American selection by *SuperPrep*, *Blue Chip Illustrated*, *Prep Football Report* and *G&W Report* as a senior linebacker...was a first-team All-State choice after registering 149 tackles, five sacks, two interceptions and eight blocks of extra points in 1995...played fullback and rushed for 529 yards on 56 carries (9.4 avg.) and scored 10 touchdowns as a senior...was a two-time All-Conference pick, a *Pittsburgh Post-Gazette* Feb 22 and a *Tribune Review* Finest 44 selection...was a sprinter and shot putter on the track team...is the son of Katherine and Leonard Kurpeikis...brother, Chris, played football at the University of Michigan (1994-95)...Full name: Justin William Kurpeikis.

KURPEIKIS' CAREER STATISTICS

Regular Season

TACKLES	Solo	AT	Tot.	Sp.T.	Sacks	FF	FR
2001 Pittsburgh (AFC)	2	0	2	1	0.0	0	0
2002 Pittsburgh (AFC)	0	0	0	2	0.0	0	0
NFL Totals (1 Year)	2	0	2	3	0.0	0	0

Postseason

TACKLES	Solo	AT	Tot.	Sp.T.	Sacks	FF	FR
2001 Pittsburgh (AFC)	0	0	0	0	0.0	0	0
2002 Pittsburgh (AFC)	0	0	0	0	0.0	0	0
NFL Totals (1 Year)	0	0	0	0	0.0	0	0



31

MIKE LOGAN

SAFETY

**HEIGHT** - 6-1**WEIGHT** - 210**COLLEGE** - West Virginia**BIRTHDATE** - September 15, 1974**BIRTHPLACE** - Pittsburgh, Pa.**HOW ACQUIRED** - UFA from Jacksonville ('01)**NFL EXPERIENCE** - 7th Year**GAMES PLAYED/STARTED/POSTSEASON** - '97 (11-0/1-0), '98 (15-0/0-0), '99 (2-0/0-0), '00 (15-11/0-0), '01 (16-1/2-0), '02 (14-0/2-0)**NFL TOTALS**: 57-11 (3-0)**STEELERS TOTALS**: 30-1 (2-0)

PRO: Was one of two key free-agent acquisitions signed by the Steelers prior to the 2001 season...returned to his hometown after spending the first four years of his NFL career in Jacksonville...will challenge for the starting strong safety position...adds experience and speed to the defensive secondary...also is a standout special-teams player...was placed on the reserved/injured list Jan. 6, 2003, following knee surgery as a result of an injury sustained in 2002 Wild Card game versus Cleveland...should be completely healthy for training camp. **2002:** Finished the season with 32 total tackles (28 solos)...also was credited with one interception and a half sack...had three passes defended and 15 special-teams tackles (11 solos)...was credited with two solo tackles in season-opener at New England (9/9)...had two special-teams tackles versus Oakland (9/15)...played 22 defensive snaps versus Cleveland (9/29)...finished with three tackles (two solos)...also had two quarterback hits/pressures...logged 12 defensive plays at New Orleans (10/6)...was credited with one quarterback hit/pressure...played 37 defensive snaps at Cincinnati (10/13)...finished four total tackles, all solos...collected his fifth career interception—third as a Steeler—versus Indianapolis (10/21) for a career-long 46-yard return...also was credited with six total tackles (five solos), two quarterback hits/pressures, three passes defended and one special-teams tackle...logged 37 defensive plays...finished with three total tackles at Baltimore (10/27)...finished with one quarterback hit/pressure...also was credited with one special-teams tackle...left the game at the end of the first half at Cleveland (11/3) with a hamstring injury and did not return...played four defensive snaps...saw limited action because of a hamstring injury versus Atlanta (11/10)...played just two defensive snaps...played 13 defensive snaps at Tennessee (11/17) before leaving the game with a groin injury...finished with one tackle, a quarterback hit/pressure and a pass defense...was inactive because of his groin injury versus Cincinnati (11/24)...was inactive due to his groin injury at Jacksonville (12/1)...saw his first game action in three weeks versus Houston (12/8)...played six defensive snaps...was credited with one special-teams tackle...finished with two total tackles (one solo) versus Carolina (12/15)...also was credited with one special-teams assist...logged 24 defensive plays...registered a half sack at Tampa Bay (12/23) for his first sack of the season...also was credited



with three solo tackles and two passes defended...finished with three tackles (two solos) versus Baltimore (12/29)...also had one special-teams assist...had one of the biggest plays of the game in Wild Card game versus Cleveland (1/5), intercepting a Kelly Holcomb pass late in the third quarter...returned the interception 14 yards before suffering a knee injury that forced him to miss the rest of the game...finished with three solo tackles...also was credited with one pass defense. **2001:** Finished with 27 total tackles (22 solos) and was credited with two sacks for 19 yards...played all 16 games for Steelers and started one game (Oct. 14 at Kansas City)...collected two interceptions and had eight passes defended...also was credited with 20 special-teams tackles (12 solos)...logged 16 defensive plays in season-opener at Jacksonville (9/9)...finished with one special-teams tackle...logged 23 defensive snaps at Buffalo (9/30)...registered two tackles...also had one quarterback hurry/pressure...logged 18 defensive plays versus Cincinnati (10/7)...was credited with a pass defense and a special-teams tackle...earned his first start as a fifth defensive back at Kansas City (10/14)...logged 24 defensive plays...finished with three total tackles (all solos)...had one of his best days as a Steeler at Tampa Bay (10/21)...played extensively in the second half due to Brent Alexander's hip injury...collected his first interception as a Steeler...also registered his first Steelers sack...logged 45 defensive snaps...finished with five total tackles...also had a quarterback hurry/pressure and one pass defense...logged 21 defensive plays versus Tennessee (10/29)...finished with one tackle...also had two assists on special-teams and forced a fumble on a kickoff (recovered by John Fiala) that led to the Steelers' last TD...played nine defensive snaps versus Baltimore (11/4)...had a crunching tackle on a reception by Shannon Sharpe...finished with one solo tackle...also had one quarterback hurry/pressure...left the game in the first half due to a neck injury at Cleveland (11/11) and did not return...played one defensive snap...was credited with two solo special-teams tackles...logged 24 defensive plays versus Jacksonville (11/18)...registered two solo tackles...also had one pass defended...recorded his second interception and second sack of the season at Tennessee (11/25)...played 17 defensive snaps...finished with two tackles...also was credited with three special-teams tackles...played 22 defensive snaps versus Minnesota (12/2)...finished with three total tackles (two solos)...also had one pass defended and was credited with a special-teams tackle...logged 16 defensive snaps versus the N.Y. Jets (12/9)...finished with one total tackle...also was credited with one pass defended and three special-teams tackles (one solo)...played 24 defensive snaps at Baltimore (12/16)...finished with two total tackles...also had two unassisted special-teams tackles...logged 19 defensive plays versus Detroit (12/23)...had one tackle and was credited with two special-teams tackles...recovered a fumble on the opening kickoff at Cincinnati (12/30) and returned it 15 yards...played 47 defensive snaps...finished with three total tackles (two solos)...also had two pass defenses...had a strong game on defense and on special teams versus Cleveland (1/6/02)...finished with one solo tackle...also had two special-teams tackles and a fumble recovery on special teams...finished with one tackle in AFC Playoff game versus Baltimore (1/20)...also was credited with one pass defense...had two special-teams tackles...finished with two solo tackles in AFC Championship versus New England (1/27). **2000:** Started 11 games and had a career-high 61 tackles after rebounding from an ankle injury that sidelined him for virtually the entire 1999 season...was inactive on Sunday (hamstring) at Cleveland (9/3)...played in first game of year on special teams at Baltimore (9/10)...played on special teams versus



Cincinnati (9/17), making one tackle in 30th game of career...played on defense and special teams, taking over at free safety in third quarter when Rayna Stewart was injured at Indianapolis (9/25)...saw action on 15-of-64 defensive plays and made one tackle on special teams...made first NFL start at free safety in place of injured Rayna Stewart versus Pittsburgh (10/1)...saw action on 61 of 62 plays, making seven solo tackles...also played on special teams...started at FS and saw action on all 66 plays versus Baltimore (10/8), making six tackles (four solo) and one quarterback pressure...started at free safety on all 59 plays at Tennessee (10/16)...made eight solo tackles...started at FS in 35th NFL game and played all 54 plays versus Washington (10/22), registering four tackles (two solo), one quarterback pressure, one pass defended and his first career interception...intercepted ball in end zone to end Washington scoring threat...started at free safety and played 53-of-59 plays at Dallas (10/29), making eight tackles (seven solo) and one tackle on special teams...started at free safety and played all 66 plays versus Seattle (11/12)...was credited with four solo tackles and two quarterback pressures...moved to nickel back after return of Rayna Stewart to starting lineup at Pittsburgh (11/19)...saw action on 43-of-56 plays and tied for team lead with seven tackles (six solo)...also was credited with a sack (first of career), one forced fumble (first of career) and two quarterback pressures...forced a fumble that was recovered by Rayna Stewart and led to a touchdown...added one special teams tackle...started at safety in nickel defense versus Tennessee (11/26) and saw action on 22-of-57 plays...registered four tackles (three solo), three quarterback pressures and one pass defended...also played on special teams, making two tackles and forcing a fumble...started at safety in nickel defense in 40th NFL game versus Cleveland (12/3), seeing action on 35-of-42 plays...made three tackles (two solo), three passes defended and recovered a fumble caused by Kevin Hardy that set up a TD...earned defensive game ball...also played on special teams, registering two tackles...started at safety in nickel defense versus Arizona (12/10) and saw action on all 49 plays...was credited with one tackle for a loss and a quarterback pressure...added one tackle on special teams...received defensive game ball along with Kevin Hardy...started at safety in nickel formation and saw action on 43-of-53 plays at Cincinnati (12/17), making three solo tackles, one interception (of Scott Mitchell) and one pass defended...also played on special teams...made fifth straight start at safety in nickel defense at N.Y. Giants (12/23)...saw action on 61 of 73 plays, making six tackles (four solo), two quarterback pressures and one pass defended. **1999:** Served as team's nickel back for first two games, coming in at safety, with Carnell Lake moving to cornerback...played 27 plays on defense and made one tackle in the Sept. 12 season opener vs. San Francisco...also played on special teams, with one punt return for seven yards and one special teams tackle...played on special teams until suffering a fractured left ankle at the end of a 25-yard kickoff return in the second quarter of Week 2 at Carolina (9/19)...placed on injured reserve on Sept. 20. **1998:** Played in the first 15 games until suffering a sprained knee and missing the final game and both playoff games...made 29 tackles (16 solo), three passes defended and one QB pressure...added 12 special teams tackles to rank fourth on the squad...made four tackles in four different games...returned 18 kickoffs for 414 yards, a 23.0-yard average that ranked second on the team, including returns of 51 and 53 yards...also returned two punts for 26 yards for an average that would have tied for 11th in the AFC if he had two more returns to qualify...handled both punt and kickoff return duties at Denver (10/25) for injured Reggie Barlow, including a 17-yard punt return



that was the first of his pro career...had a 51-yard kickoff return on the opening kickoff vs. Cincinnati (11/8) and earned a special teams game ball...had three kickoff returns for 86 yards, including a career-best 53-yarder to the Steelers' 27-yard line at Pittsburgh (11/22)...made the first fumble recovery of his career at Bengals' 26-yard line on a second-quarter kickoff to set up a field goal for a 17-0 lead at Cincinnati (11/29)...also made three special teams tackles...saw the most action of the season vs. Detroit (12/6) when he played 35 plays in nickel and dime defenses, making four tackles...led team with three special teams tackles at Minnesota (12/20), despite suffering a sprained knee...was inactive for regular-season finale and both playoff games. **1997:** Played in 11 games with no starts as a rookie...returned 10 kickoffs for 236 yards, a 23.6-yard average that was second best on the team...made five tackles on defense (all solos) and ranked fifth on club with 11 tackles on special teams...returned two kickoffs for 39 yards in his first NFL game at Baltimore (8/31) before suffering a strained hamstring in second quarter and leaving the game...played the next three games as a kickoff returner and special teams performer...saw his first pro action on defense vs. Cincinnati (10/5) as the sixth defensive back for 17 plays...played 15 plays on defense the next week vs. Philadelphia...made three tackles on defense at Dallas (10/19) but suffered a broken thumb and finger on his right hand, missing the next five games...had his season-long kickoff return of 39 yards and three tackles on special teams vs. Baltimore (11/30) in his first game back after the injury...gained seven yards on a kickoff return after taking a reverse handoff from Reggie Barlow at New England (12/7)...earned a special teams game ball at Buffalo (12/14) with two kickoff returns for 55 yards and two special teams tackles...saw action for two plays in the dime defense in the Wild-Card Playoff at Denver (12/27)...also played on special teams and had three kickoff returns for 44 yards (long 18)...acquired with the first of two second-round choices (50th pick overall) in the draft, and was the 11th defensive back selected.

COLLEGE: Was a top kick-return specialist whose average of 11.3 yards on punt returns and 23.5 yards on kickoff returns ranked fourth on school's career lists...was an All-Big East Conference first-team choice at cornerback and second-team as a return specialist as a senior in 1996...selected as the recipient of the Gridiron Gladiator Award, given by team's coaches for on-field intensity...lined up at shortside cornerback, making 50 tackles (33 solo) with 11 pass deflections...caused and recovered one fumble and had five interceptions for 41 yards...led the Big East with a 12.3-yard average on 23 punt returns (282 yards) and added 260 yards on 14 kickoff returns (18.6 average)...played in eight games at shortside cornerback in 1995...recorded 44 tackles (29 solo) with five pass deflections and one interception...also returned four kickoffs for 96 yards (24.0 average)...saw limited action in six games in 1994, finishing with 19 tackles (14 solo)...returned 11 punts for 80 yards (7.3 average) and seven kickoffs for 175 yards (25.0 average)...appeared in every game in 1993, making his first collegiate start at shortside cornerback vs. Tom Coughlin's Boston College team...recorded 27 tackles (16 solo) and returned 12 kickoffs for 338 yards (28.2 average)...redshirted as a freshman in 1992...majored in social work.

PERSONAL: Married (Nicole) with son Michael Jr. (5/12/98) and daughter Mikayla (3/5/00)...lives in McKeesport, Pa....was an All-State second-team pick, adding *Pittsburgh Post-Gazette* "Fabulous 22" honors while making the All-Conference

squad as a senior at McKeesport (Pa.) High...was a team captain and Most Valuable Player...also excelled in baseball and track...earned Athletic Director's Academic Honor Roll accolades...was the recipient of the Mike Puskar endowed scholarship...attends numerous local fundraisers for a variety of causes...Full name: Michael V. Logan.

LOGAN'S GAME-BY-GAME STATISTICS

2002

Date	Opponent	T	AT	TOT	Sack/		INT	PD	FF	FR
					YDS					
9/9	at New England	2	0	2	0.0/0	0/0	0	0	0	0
9/15	OAKLAND	6	1	7	0.0/0	0/0	0	0	0	0
9/29	CLEVELAND	2	1	3	0.0/0	0/0	0	0	0	0
10/6	at New Orleans	0	0	0	0.0/0	0/0	0	0	0	0
10/13	at Cincinnati	4	0	4	0.0/0	0/0	0	0	0	0
10/21	INDIANAPOLIS	5	1	6	0.0/0	1/46	3	0	0	0
10/27	at Baltimore	3	0	3	0.0/0	0/0	0	0	0	0
11/3	at Cleveland	0	0	0	0.0/0	0/0	0	0	0	0
11/10	ATLANTA	0	0	0	0.0/0	0/0	0	0	0	0
11/17	at Tennessee	1	0	1	0.0/0	0/0	1	0	0	0
11/24	CINCINNATI				INACTIVE					
12/1	at Jacksonville				INACTIVE					
12/8	HOUSTON	0	0	0	0.0/0	0/0	0	0	0	0
12/15	CAROLINA	1	1	2	0.0/0	0/0	0	0	0	0
12/23	at Tampa Bay	3	0	3	1.0/5	0/0	2	0	0	0
12/29	BALTIMORE	1	0	1	0.0/0	0/0	0	0	0	0
SEASON TOTALS		28	4	32	1.0/5	1/46	6	0	0	0

POSTSEASON

1/5	CLEVELAND	3	0	3	0.0/0	1/14	0	0	0	0
1/11	at Tennessee				RESERVED/INJURED					
POSTSEASON TOTALS		3	0	3	0.0/0	1/14	0	0	0	0

2001

Date	Opponent	T	AT	TOT	Sack/		INT	PD	FF	FR
					YDS					
9/9	at Jacksonville	0	0	0	0.0/0	0/0	0	0	0	0
9/30	at Buffalo	1	1	2	0.0/0	0/0	0	0	0	0
10/7	CINCINNATI	0	0	0	0.0/0	0/0	1	0	0	0
10/14	at Kansas City	3	0	3	0.0/0	0/0	0	0	0	0
10/21	at Tampa Bay	5	0	5	1.0/9	1/0	1	0	0	0
10/29	TENNESSEE	1	0	1	0.0/0	0/0	0	0	0	0
11/4	BALTIMORE	1	0	1	0.0/0	0/0	0	0	0	0
11/11	at Cleveland	0	0	0	0.0/0	0/0	0	0	0	0
11/18	JACKSONVILLE	2	0	2	0.0/0	0/0	3	0	0	0
11/25	at Tennessee	2	0	2	1.0/10	1/2	0	0	0	0
12/2	MINNESOTA	2	1	3	0.0/0	0/0	1	0	0	0
12/9	N.Y. JETS	1	0	1	0.0/0	0/0	1	0	0	0
12/16	at Baltimore	0	2	2	0.0/0	0/0	0	0	0	0
12/23	DETROIT	1	0	1	0.0/0	0/0	0	0	0	0
12/30	at Cincinnati	2	1	3	0.0/0	0/0	2	0	0	0
1/6/02	CLEVELAND	1	0	1	0.0/0	0/0	0	0	0	0
SEASON TOTALS		22	5	27	2.0/19	2/2	7	0	0	0



POSTSEASON

1/20	BALTIMORE	1	0	1	0.0/0	0/0	1	0	0
1/27	NEW ENGLAND	2	0	2	0.0/0	0/0	0	0	0
POSTSEASON TOTALS		3	0	3	0.0/0	0/0	1	0	0

LOGAN'S CAREER STATISTICS

Regular Season

TACKLES	Solo	AT	Tot.	Sp.T.	Sacks	FF	FR	INTERCEPTIONS	No.	Yds.	Avg.	LG	TD
1997 Jacks. (AFC)	5	0	5	11	0	0	0	1997 Jacks. (AFC)	0	0	0.0	-	0
1998 Jacks. (AFC)	13	16	29	12	0	0	0	1998 Jacks. (AFC)	0	0	0.0	-	0
1999 Jacks. (AFC)	1	0	1	1	0	0	0	1999 Jacks. (AFC)	0	0	0.0	-	0
2000 Jacks. (AFC)	51	10	61	8	1.0	2	2	2000 Jacks. (AFC)	2	14	7.0	14	0
2001 Pittsburgh (AFC)	21	5	26	20	1.0	0	0	2001 Pittsburgh (AFC)	2	2	1.0	2	0
2002 Pittsburgh (AFC)	28	4	32	9	0.5	0	0	2002 Pittsburgh (AFC)	1	46	46.0	46	0
NFL Totals (6 Years)	119	35	154	61	2.5	2	2	NFL Totals (6 Years)	5	62	12.4	46	0
Steelers Totals (2 Years)	49	9	58	29	1.5	0	0	Steelers Totals (2 Years)	3	48	16.0	46	0

PUNT RETURNS	No.	FC	Yds.	Avg.	LG	TD	KICKOFF RETURNS	No.	Yds.	Avg.	LG	TD
1997 Jacks. (AFC)	0	0	0	0.0	-	0	1997 Jacks. (AFC)	10	236	23.6	39	0
1998 Jacks. (AFC)	2	0	26	13.0	17	0	1998 Jacks. (AFC)	18	414	23.0	53	0
1999 Jacks. (AFC)	1	0	7	7.0	7	0	1999 Jacks. (AFC)	1	25	25.0	25	0
2000 Jacks. (AFC)	0	0	0	0.0	-	0	2000 Jacks. (AFC)	0	0	0.0	-	0
NFL Totals (4 Years)	3	0	33	11.0	17	0	NFL Totals (4 Years)	29	675	23.3	53	0

Postseason

TACKLES	Solo	AT	Tot.	Sp.T.	Sacks	FF	FR	INTERCEPTIONS	No.	Yds.	Avg.	LG	TD
1997 Jacks. (AFC)	0	0	0	0	0.0	0	0	1997 Jacks. (AFC)	0	0	0.0	-	0
2001 Pittsburgh (AFC)	3	0	3	2	0.0	0	0	2001 Pittsburgh (AFC)	0	0	0.0	-	0
2002 Pittsburgh (AFC)	3	0	3	0	0.0	0	0	2002 Pittsburgh (AFC)	1	14	14.0	14	0
NFL Totals (3 years)	6	0	6	2	0.0	0	0	NFL Totals (3 years)	1	14	14.0	14	0
Steelers Totals (2 years)	3	0	3	2	0.0	0	0	Steelers Totals (2 years)	1	14	14.0	14	0

KICKOFF RETURNS	No.	Yds.	Avg.	LG	TD
1997 Jacks. (AFC)	3	44	14.7	18	0
NFL Totals (3 years)	3	44	14.7	18	0

Additional statistics: 1 fumble recovery on special teams in 1998



8 TOMMY MADDOX

QUARTERBACK



HEIGHT-6-4

WEIGHT-220

COLLEGE-UCLA

BIRTHDATE-September 2, 1971

BIRTHPLACE-Shreveport, La.

HOW ACQUIRED-FA-'01

NFL EXPERIENCE-7th Year

GAMES PLAYED-STARTED/POSTSEASON-'92 (13-4/0-0), '93 (16-0/1-0), '94 (5-0/0-0), '95 (16-0/0-0), '01 (3-0/0-0), '02 (15-11/2-2)

CAREER TOTALS: 65-15 (3-2)

STEELERS TOTALS: 18-11 (2-2)

PRO: Signed with the Steelers as a free agent on June 12, 2001...has good mobility and experience in several different offensive systems...was originally a 1992 first-round draft pick of the Denver Broncos (25th overall) after leaving college after his sophomore season...signed a four-year contract extension June 10, 2002, that keeps him under contract with the Steelers through 2006. **2002:** Produced a remarkable season after a 10-year span between appearances as a starting quarterback...suffered a traumatic injury in Nov. 17 game at Tennessee that rendered him motionless for several minutes...regained some movement en route to a Tennessee hospital...was selected as the 2002 Associated Press and *Pro Football Weekly*/Pro Football Writers Comeback Player of the Year...was named the starting quarterback in the fourth game of the season and went on to produce a record-setting season...held off challenges from Charlie Batch and Tee Martin during training camp to secure the backup quarterback spot for the second straight season entering the 2002 campaign...started 11 of the 15 games he played...set a Steelers season mark for pass completion percentage (62.1) established in 2001 by Kordell Stewart (60.2)...also set Steelers' records for passing yards in a game (473) and consecutive completions to start a game (11)...completed 234-of-377 passes (62.1 percent)...also amassed 2,836 yards passing with 20 TDs and 16 interceptions...compiled an impressive 85.2 passer rating, the third highest in Steelers history...led the Steelers on two scoring drives versus Cleveland (9/29), one led to the game-winning field goal in overtime, to rally the Steelers to a come-from-behind victory...completed his first six-of-seven passes to march the Steelers to their only TD of the game...completed 11-of-13 passes for 122 yards, one TD and one interception for a 99.4 passer rating...made his first start at New Orleans (10/6) in nearly 10 years (Dec. 12, 1992 at Buffalo)...completed 22-of-38 passes for 268 yards, three TDs and one interception...had another solid performance at Cincinnati (10/13) to lead the offense to his first NFL victory as a starting quarterback...completed 16-of-25 passes for 216 yards, one TD and two interceptions, his second straight 200-yard passing performance...started the game strongly versus Indianapolis (10/21), completing nine of his first 12 pass attempts, while leading the Steelers on three straight scoring drives...completed 15-of-23 passes for 188 yards with two TDs and one interception for a 101.4 quarterback rating...had another solid day at Baltimore (10/



27), completing his first 11 passes...suffered an ankle injury but returned to finished the game...completed 18-of-24 passes for 172 yards, two TDs and one interception...compiled a 104.9 passer rating...led the Steelers to their fourth straight victory at Cleveland (11/3)...completed 23-of-42 passes—both career highs—for 239 yards, two TDs and an interception...also ran three times for eight yards...had a career day versus Atlanta (11/10), setting a Steelers passing record with 473 yards, established by Bobby Lane Dec. 13, 1958 versus the Chicago Cardinals (409 yards)...completed 28-of-41 passes for four TDs, establishing new personal marks for completions and TD passes...compiled a 129.4 passer rating, his third game with a 100 passer rating or better in his five starts...had his most difficult day at Tennessee (11/17) since inserted as the starting quarterback, despite hitting Hines Ward on a 72-yard TD pass on the first offensive play of the game...completed 14-of-28 passes for 194 yards and one TD with a season-high three interceptions...compiled a season-low 44.9 passer rating...suffered what later were diagnosed as a cerebral and spinal concussion that caused him to loose movement in his upper and lower extremities...lay motionless on the field and taken from the field by ambulance...spent the night in a Nashville hospital before returning to Pittsburgh Monday afternoon...served as the third quarterback versus Cincinnati (11/24), while recovering from his injuries sustained the previous week in Nashville...returned to his role as the team's holder for placekicks at Jacksonville (12/1)...also served as the backup quarterback...had his worst day as a Steelers versus Houston (12/8), committing three turnovers (two interceptions and a fumble), all of which were returned for Houston TD...threw for 325 yards and completed 30-of-57 passes (52.6)...set a team record with 57 pass attempts...compiled a passer rating of 55.1...also ran twice for six yards...seemingly returned to his efficient play versus Carolina (12/15) despite suffering an early interception when Plaxico Burress slipped that was returned 64 yards...completed 20-of-33 passes for 209 yards with one TD and an interception...compiled a 76.5 passer rating...performed superbly at Tampa Bay (12/23)...compiled a career-high passer rating of 120.9...completed 17-of-23 passes for 236 yards and one TD without an interception...played solidly versus Baltimore (12/29) despite throwing two interceptions...completed 20-of-30 passes for 194 yards and two TDs with two interceptions...also had a big run of 21 yards for a key first down to finish with 20 yards on two carries...overcame two early interceptions in Wild Card game versus Cleveland (1/5) to throw for a team-postseason record 367 yards, eclipsing Neil O'Donnell's record 349 yards (1/15/95 vs. San Diego)...completed 30-of-48 passes, the second and third highest, respectively, in Steelers' postseason history...rallied the Steelers once again in Divisional playoff game at Tennessee (1/11), this time from a 14-0 deficit to nearly upset the Titans...finished with 266 yards on 21-of-41 passes with two TDs and an interception...threw his interception on the team's first offensive series when Plaxico Burress slipped...compiled a passer rating of 77.9. **2001:** Was arguably the biggest surprise of training camp...emerged as the Steelers backup quarterback after a very productive preseason...had not taken a snap in an official NFL game for six seasons (1995)...was selected the MVP of the defunct XFL...completed 54.3 percent of his passes during the preseason (19 of 35) for 244 yards, two TDs and an interception...compiled a team-high 83.5 passer rating...saw his first game action versus Tennessee (10/29)...completed his only pass attempt, a 57-yard completion to Troy Edwards...played his most significant action of the season versus Cleveland (1/6/02)...completed six-of-eight passes for 97 yards, one TD and an interception,



including a 40-yard TD pass to Bobby Shaw...also ran once for eight yards. **2001 (XFL):** Started at quarterback for the XFL's Los Angeles Xtreme...led team to a 9-3 regular-season record...earned MVP honors during league's only season...completed 181-of-317 passes (57.1 percent) for 1,996 yards, 17 touchdowns, nine interceptions and an 81.9 passer rating...led Xtreme to XFL championship ("Million Dollar Game")...guided team to a 38-6 victory against the San Francisco Demons...completed 16-of-28 passes for 210 yards and one interception. **2000:** Started at quarterback for the New Jersey Red Dogs of the Arena Football League...threw for 3,800 yards, 64 touchdowns and 15 interceptions...did not play from 1997-'99...was self-employed...owned his own insurance agencies in the Dallas/Ft. Worth area. **1997:** Participated in the Atlanta Falcons' training camp but was released. **1996:** Was released by the New York Giants in training camp...did not play with another team. **1995:** Signed with the Giants as a free agent on Aug. 30 after being released by the St. Louis Rams on Aug. 27...earned role as the team's backup quarterback...played in all 16 games as a holder for placements...made three appearances at quarterback...replaced Dave Brown at quarterback versus New Orleans (9/24) but did not attempt a pass...entered Philadelphia game (10/15) in the second half in relief of Brown...completed 13-yard pass to Chris Calloway on his first attempt...finished game with six completions in 23 attempts for 49 yards and three interceptions...entered game for Brown at the end of the fourth quarter at Philadelphia (11/19) after Brown took a shot that knocked the wind out of him. **1994:** Was acquired by the St. Louis Rams on Aug. 27 in a trade with the Denver Broncos for a 1995 fourth-round draft choice...played in five games, including two at quarterback and five as a holder for placekicks...completed 10-of-19 passes for 141 yards for the season...replaced the injured Chris Chandler in the second quarter versus Atlanta (10/2) and completed seven-of-15 passes for 86 yards and two interceptions...replaced Chris Miller for game opening series at San Francisco (11/20) due to an injury to Miller...led Rams to a 31-yard field goal by connecting on three-of-four passes for 55 yards, including a career-long 39-yard completion to Todd Kinchen. **1993:** Played in every game for the Denver Broncos as a holder on placekicks...completed his only pass of the season for a one-yard touchdown to linebacker Dave Wyman on a fake field-goal attempt at San Diego (12/5). **1992:** Was selected by the Broncos in the first round (25th overall) of the NFL Draft...started in four games during his rookie season due to an injury to starter John Elway...started in place of Elway in Weeks 11 through 14...ended the season having completed 66-of-121 passes for 757 yards, five touchdowns and nine interceptions...against Washington (10/12), became the youngest quarterback (21 years, 2 months) to throw a pass in the NFL since Elmer Angsman of the Chicago Cardinals in 1946...earned first career NFL start against the Raiders (11/22) and completed 18-of-26 passes for 207 yards...threw his first career touchdown pass against Seattle (11/27), connecting with WR Mark Jackson...was the second quarterback selected in the 1992 draft after David Klingler (Cincinnati Bengals).

COLLEGE: Was a two-year starter at UCLA...led Bruins to a 9-3 record and a victory in the John Hancock Bowl in 1991...earned first-team All America honors following his sophomore year...became the first Pac-10 player to have passed for at least 5,000 yards by the end of his sophomore year...ended collegiate career with 5,363 yards by completing 391-of-670 passes with 33 touchdowns...declared for the NFL Draft after his sophomore season...majored in history.

PERSONAL: Married (Jennifer)...has one daughter, Kacy (9/15/93) and one son,

Colby (5/18/99)...lettered in football, basketball and baseball at L.D. Bell H.S. in Hurst, Texas (outside of Dallas)...was team captain in football as a senior...was chosen as the Southwest Texas High School Offensive Player of the Year as well as district and area most valuable player after his senior season...created the Tommy Gun Foundation in 2003 to help underprivileged children was born in Shreveport, Louisiana...lives in Hurst, Texas...Full name: Thomas Alfred Maddox.

Maddox's Career Single-Game Highs

Regular Season

Pass Attempts- 57 (12/8/02 vs. Houston)
 Completions- 30 (12/8/02 vs. Houston)
 Yards Passing- 473 (11/10/02 vs. Houston)
 Completion Percentage- 84.6 (9/29/02 vs. Clev.)
 Longest Completion- 721 (11/17/02 at Tennessee)
 TD Passes- 4 (11/10/02 vs. Atlanta)
 Interceptions- 4 (12/6/92 vs. Dallas)
 Rushing Attempts- 4 (11/15/92 vs. Giants)
 Yards Rushing- 20 (12/29/02 vs. Baltimore)
 Longest Run- 21 (12/29/02 vs. Baltimore)

Postseason

Pass Attempts- 48 (1/5/03 vs. Cleveland)
 Completions- 30 (1/5/03 vs. Cleveland)
 Yards Passing- 367 (1/5/03 vs. Cleveland)
 Completion Percentage- 62.5 (1/5/03 vs. Clev.)
 Longest Completion- 40 (1/11/03 at Tennessee)
 TD Passes- 3 (1/5/03 vs. Cleveland)
 Interceptions- 2 (1/5/02 vs. Cleveland)
 Rushing Attempts- 2 (1/5/03 vs. Cleveland)
 Yards Rushing- 7 (1/5/03 vs. Cleveland)
 Longest Run- 8 (1/5/03 vs. Cleveland)

MADDOX'S GAME-BY-GAME STATISTICS

2002

Date	Opponent	Att.	Cmp.	Int.	TD	Yds.	Cmp. %	Lg	Sack	Rtg
9/9	at New England	0	0	0	0	0	0.0	—	0/0	0.0
9/15	OAKLAND	0	0	0	0	0	0.0	—	0/0	0.0
9/29	CLEVELAND	13	11	1	1	122	84.6	21	0/0	99.4
10/6	at New Orleans	38	22	1	3	268	57.9	54	4/24	95.1
10/13	at Cincinnati	25	16	2	1	216	64.0	36	2/19	71.4
10/21	INDIANAPOLIS	23	15	1	2	188	65.2	31	1/6	101.4
10/27	at Baltimore	24	18	1	2	172	75.0	20	0/0	104.9
11/3	at Cleveland	42	23	1	2	239	54.8	31	2/10	77.4
11/10	ATLANTA	41	28	1	4	473	68.3	62	2/10	129.4
11/17	at Tennessee	28	14	3	1	194	44.9	72	1/6	44.9
11/24	CINCINNATI	INACTIVE								
12/1	at Jacksonville	0	0	0	0	0	0.0	—	0/0	0.0
12/8	HOUSTON	57	30	2	0	325	52.6	26	6/32	55.1
12/15	CAROLINA	33	20	1	1	209	60.6	47	2/12	76.5
12/23	at Tampa Bay	23	17	0	1	236	73.9	41	2/11	120.9
12/29	BALTIMORE	30	20	2	2	194	66.7	23	4/18	79.0
SEASON TOTALS		377	234	16	20	2,836	62.1	72	26/148	85.2

POSTSEASON

1/5	CLEVELAND	48	30	2	3	367	62.5	30	3/24	89.5
1/11	at Tennessee	41	21	1	2	266	51.2	40	1/9	77.9
POSTSEASON TOTAL		89	51	3	5	633	57.3	40	4/33	84.2

**2001**

Date	Opponent	Att.	Comp.	Int.	TD	Yds.	Comp. %	Lg	Sack	Rtg
9/9	at Jacksonville	0	0	0	0	0	0.0	—	0/0	0.0
9/30	at Buffalo	0	0	0	0	0	0.0	—	0/0	0.0
10/7	CINCINNATI	0	0	0	0	0	0.0	—	0/0	0.0
10/14	at Kansas City	0	0	0	0	0	0.0	—	0/0	0.0
10/21	at Tampa Bay	0	0	0	0	0	0.0	—	0/0	0.0
10/29	TENNESSEE	1	1	0	0	57	100.0	57	0/0	118.8
11/4	BALTIMORE					DNP				
11/11	at Cleveland					DNP				
11/18	JACKSONVILLE					DNP				
11/25	at Tennessee					DNP				
12/2	MINNESOTA					DNP				
12/9	N.Y. JETS					DNP				
12/23	DETROIT	0	0	0	0	0	0.0	—	0/0	—
12/30	at Cincinnati					DNP				
1/6/02	CLEVELAND	8	6	1	1	97	75.0	40t	1/4	115.1
SEASON TOTALS		9	7	1	1	154	77.8	57	1/4	116.2

POSTSEASON

1/20	BALTIMORE					DNP				
1/27	NEW ENGLAND					DNP				
POSTSEASON TOTALS		0	0	0	0	0	0.0	—	0/0	0.0

MADDOX'S CAREER STATISTICS**Regular Season**

PASSING	Att.	Comp.	Pct.	Yds.	LG	TD	Int.	Sacks-Lost	Record/	
									Rtg.	Start.
1992 Denver (AFC)	121	66	55.5	757	38	5	9	10-60	56.4	0-4-0
1993 Denver (AFC)	1	1	100.0	1	1	1	0	0-0	118.8	0-0-0
1994 Rams (NFC)	19	10	52.6	141	39	0	2	0-0	37.3	0-0-0
1995 Giants (NFC)	23	6	26.1	49	13	0	3	2-7	0.0	0-0-0
2001 Pittsburgh (AFC)	9	7	77.8	154	57	1	1	1-4	116.2	0-0-0
2002 Pittsburgh (AFC)	377	234	62.1	2,836	72t	20	16	26-148	85.2	7-3-1
NFL Totals (5 years)	550	324	58.9	3,938	72t	27	31	34-209	73.9	7-7-1
Steelers Total (2 years)	386	241	62.4	2,990	72t	21	17	26-141	86.2	7-3-1

RUSHING	No. Yds.		Avg.	LG	TD
1992 Denver (AFC)	9	20	2.2	11	0
1993 Denver (AFC)	2	-2	-1.0	1	0
1994 Rams (NFC)	1	1	1.0	1	0
1995 Giants (NFC)	1	4	4.0	4	0
2001 Pittsburgh (AFC)	6	9	1.5	5t	1
2002 Pittsburgh (AFC)	19	43	2.3	21	0
NFL Totals (5 year)	38	75	2.0	21	1
Steelers Totals (2 years)	25	52	2.1	21	1

Postseason

PASSING	Att.	Comp.	Pct.	Yds.	LG	TD	Int.	Sacks-Lost	Record/	
									Rtg.	Start.
1993 Denver (AFC)	7	3	.428	34	13	0	0	0-0	58.0	0-0
2001 Pittsburgh (AFC)	0	0	.000	0	—	0	0	0-0	0.0	0-0
2002 Pittsburgh (AFC)	89	51	.573	633	40	5	3	4-33	84.2	1-1
NFL Totals (3 years)	94	54	.575	667	40	5	3	4-33	84.0	1-1
Steelers Totals (2 years)	89	51	.573	633	40	5	3	4-33	84.2	1-1



89

LEE MAYS
WIDE RECEIVER**HEIGHT**—6-1**WEIGHT**—192**COLLEGE**—Texas-El Paso**BIRTHDATE**—September 18, 1978**BIRTHPLACE**—Houston, TX**HOW ACQUIRED**—D6-'02 (1#30, 202)**NFL EXPERIENCE**—2nd Year**GAMES PLAYED—STARTED**—'02 (16-0/2-0)**CAREER TOTALS:** 16-0 (2-0)

PRO: Made a big impact with his receiving and kick return abilities as a late-round draft pick in 2002 to earn a spot on the team's final 53-man roster...is a big, strong receiver, fitting the mold the Steelers have favored over the years. **2002:** Finished with 671 yards on 32 kickoff returns for a 21-yard average...had three kickoff returns for 81 yards and a solid 27-yard average in the postseason...returned four kickoffs for 84 yards in season-opener at New England (9/9), a solid 21-yard average...nearly broke a couple kickoff returns versus Oakland (9/15)...averaged 29.3 yards on three kickoff returns (88 total yards)...had a productive day on kickoff returns versus Cleveland (9/29)...finished with two returns for 49 yards, a 24.5 average, including a long of 32 yards...returned three kickoffs for 59 yards at New Orleans (10/6), a 19.7 average...was credited with two special-teams tackles (one solo)...returned two kickoffs for 32 yards versus Indianapolis (10/21), a 16.0 average...returned two kickoffs for 31 yards at Baltimore (10/27), a 15.5-yard average...also was credited with one solo special-teams tackle...averaged 21 yards on three kickoff returns (63 total yards) at Cleveland (11/3), including a long of 26 yards...returned four kickoffs for 75 yards versus Atlanta (11/10), an 18.8-yard average with a long of 23 yards...totaled 57 yards on three kickoff returns at Tennessee (11/17)...had a good day returning kickoffs versus Cincinnati (11/24)...averaged 25.5 yards on two kickoff returns (51 total yards), including a long of 28 yards...returned one kickoff for 13 yards at Jacksonville (12/1)...returned three kickoffs for 69 yards versus Houston (12/8), a solid 23.0 average, versus Houston (12/8), including a long of 25 yards...returned to his role as a Steelers kickoff returner in Divisional playoff game at Tennessee (1/11) and had a very strong performance...returned three kickoffs for 81 yards for a 27-yard average, including two returns of more than 30 yards...also forced a big pass interference penalty when he broke free from a Titans defender.

COLLEGE: Caught 53 passes for 732 yards and a touchdown as a senior in 2001...also returned four kickoffs for 84 yards...played both spring football and track in the spring of 2001...was a first-team All-WAC selection in 2000 when he caught 71 passes for 1,098 yards and a school-record 15 touchdowns...also rushed four times for 17 yards and returned three kickoffs for 32 yards...added seven catches for 91 yards in the Humanitarian Bowl...was a second-team All-WAC selection as a sopho-



more in 1999 when he caught 60 passes for 881 yards and nine touchdowns in 1999...also returned 13 kickoffs for 226 yards and ran the ball five times for 36 yards...caught 17 passes for 196 yards and three touchdowns and returned 11 kickoffs for 234 yards in as a freshman...redshirted in 1997...won the Western Athletic Conference championship in the indoor 60-meter high hurdles and finished second in the outdoor 110-meter high hurdles in 2000...ran a leg on Texas-El Paso's 4x100-meter relay team, which has competed in the NCAA championships...majored in criminal justice.

PERSONAL: Earned two letters in football and track at Houston's Westfield High School...received All-District first-team honors as a senior, and honorable mention All-District as a junior...caught 37 passes for 586 yards and seven touchdowns...has one sister...is the son of Mary Williams and Lee Mays Sr...Full name: Lee Mays Jr.

MAYS' GAME-BY-GAME STATISTICS

		KICKOFF RETURNS					PUNT RETURNS					
2002		No.	Yds.	Avg.	LG	TD	No.	FC	Yds.	Avg.	LG	TD
Date	Opponent											
9/9	at New England	4	84	21.0	25	0	0	0	0	0.0	—	0
9/15	OAKLAND	3	88	29.3	35	0	0	0	0	0.0	—	0
9/29	CLEVELAND	2	49	24.5	32	0	0	0	0	0.0	—	0
10/6	at New Orleans	3	59	19.7	22	0	0	0	0	0.0	—	0
10/13	at Cincinnati	0	0	0.0	—	0	0	0	0	0.0	—	0
10/21	INDIANAPOLIS	2	32	16.0	16	0	0	0	0	0.0	—	0
10/27	at Baltimore	2	31	15.5	18	0	0	0	0	0.0	—	0
11/3	at Cleveland	3	63	21.0	26	0	0	0	0	0.0	—	0
11/10	ATLANTA	4	75	18.8	23	0	0	0	0	0.0	—	0
11/17	at Tennessee	3	57	19.0	23	0	0	0	0	0.0	—	0
11/24	CINCINNATI	2	51	25.5	28	0	0	0	0	0.0	—	0
12/1	at Jacksonville	1	13	13.0	13	0	0	0	0	0.0	—	0
12/8	HOUSTON	3	69	23.0	25	0	0	0	0	0.0	—	0
12/15	CAROLINA	0	0	0.0	—	0	0	0	0	0.0	—	0
12/23	at Tampa Bay	0	0	0.0	—	0	0	0	0	0.0	—	0
12/29	BALTIMORE	0	0	0.0	—	0	0	0	0	0.0	—	0
SEASON TOTALS		32	671	21.0	35	0	0	0	0	0.0	—	0
POSTSEASON												
1/5	CLEVELAND	0	0	0.0	—	0	0	0	0	0.0	—	0
1/11	at Tennessee	3	81	27.0	33	0	0	0	0	0.0	—	0
POSTSEASON TOTALS		3	81	27.0	33	0	0	0	0	0.0	—	0

MAYS' CAREER STATISTICS

Regular Season

RECEIVING	No.	Yds.	Avg.	LG	TD	KICKOFF RETURN	No.	Yds.	Avg.	LG	TD
2002 Pittsburgh (AFC)	0	0	0.0	—	0	2002 Pittsburgh (AFC)	32	671	21.0	35	0
NFL Totals (1 year)	0	0	0.0	—	0	NFL Totals (1 year)	32	671	21.0	35	0

Postseason

RECEIVING	No.	Yds.	Avg.	LG	TD	KICKOFF RETURN	No.	Yds.	Avg.	LG	TD
2002 Pittsburgh (AFC)	0	0	0.0	—	0	2002 Pittsburgh (AFC)	3	81	27.0	33	0
NFL Totals (1 year)	0	0	0.0	—	0	NFL Totals (1 Year)	3	81	27.0	33	0



4 JOSH MILLER

PUNTER

**HEIGHT**—6-4**WEIGHT**—220**COLLEGE**—Arizona**BIRTHDATE**—July 14, 1970**BIRTHPLACE**—Rockway, N.Y.**HOW ACQUIRED**—Veteran Free Agent (1996)**NFL EXPERIENCE**—8th Year**GAMES PLAYED-STARTED**—'96 (12-0/0-0), '97 (16-0/2-0), '98 (16-0), '99 (16-0), '00 (16-0), '01 (16-0/2-0), '02 (14-0/0-0)**CAREER TOTALS**: 90-0 (4-0)

PRO: Is a talented, left-footed punter who has blossomed into one of the top punters in the NFL and perhaps the most underrated...has an extremely strong leg with an uncanny ability of nailing punts inside the opposing teams' 20-yard line...had surgery on his right shoulder Dec. 19, 2002 and was placed on reserved/injury list...was a two-time first-team All-Canadian Football League selection in 1994 and 1995 with Baltimore Stallions...led Canadian Football League in punting in each of his two seasons and averaged 45.3 yards with a 39.5-yard net average on 235 career punts...joined the Steelers as free agent Aug. 14, 1996. **2002:** Averaged 41.2 yards on 55 punts, including a season-best 62-yard kick...was hampered throughout most of the season with a painful shoulder on which he eventually had season-ending surgery and compiled his lowest punting average since his first season in 1996...nailed 14 punts inside the 20-yard line...punted five times in season opener at New England for 197 yards and a 39.4-yard average...also nailed one punt inside the 20-yard line...had a long of 54...punted six times versus Oakland (9/15) for 276 yards and an impressive 46-yard average...nailed one punt inside the 20-yard, giving him two for the season...had a long of 53 yards...had a solid day versus Cleveland (9/29) except for the blocked punt that led to a Browns' TD...averaged 42.3 yards on four punts (169 yards), including a long of 62 yards...had one punt downed inside the 20-yard line, giving him three for the season...punted four times at New Orleans (10/6) for a 47.3-yard average, including a long of 52 yards...punted just twice at Cincinnati (10/13) for 65 yards, a 32.5-yard average...punted just two times for the second consecutive week versus Indianapolis (10/21)...averaged 48 yards (96 total yards), including a long of 53 yards...averaged 43.8 yards on four punts at Baltimore (10/27), including a long of 51 yards...also nailed one punt inside the 20-yard line, giving him four for the season...punted just three times for 127 yards at Cleveland (11/3), including a long of 49...had his net-punting average suffer because of the Browns' long punt return for a TD...punted five times versus Atlanta (11/10) for 221 yards and a 44.2-yard average...nailed two punts inside the 20-yard line, giving him seven for the season...averaged 38.8 yards on four punts (155 total yards) at Tennessee (11/17)...nailed one punt inside the 20-yard line, giving him eight for the season...punted just three times for a solid net-punting average of 38 yards versus Cincinnati (11/24)...nailed two punts inside the 20-yard line, giving him 10 for



the season...averaged 41.7 yards...punted just once at Jacksonville (12/1) for 53 yards...averaged 34.5 yards on six punts versus Houston (12/8)...nailed one punt inside the 20 to give him 11 for the season...had a long punt of 39 yards...averaged 35.3 yards on six punts (212 total yards) versus Carolina (12/15)...nailed three punts inside the 20-yard line, giving him 14 for the season. **2001:** Averaged 42.5 yards on 59 punts, including a long of 64...produced a 34.9-yard net average, while nailing 23 punts inside the 20-yard line...averaged 35.5 yards on two punts (71 yards) in season-opener at Jacksonville (9/9), including a long of 56 until suffering a left leg injury...was injured on a partially blocked punt...punted four times for a 42.3-yard average at Buffalo (9/30)...had a long of 51 and nailed one punt inside the 20-yard line to give him 92 for his career...had two punts for 69 yards versus Cincinnati (10/7) with a long of 40...punted five times for 221 yards at Kansas City (10/14), a 44.2-yard average...had one punt of 60 yards and only the second punt of his career blocked...punted twice for 76 yards, a 38-yard average, at Tampa Bay (10/21)...also nailed one punt inside the 20-yard line, his second of the season...punted three times for 135 yards for a 45.0-yard average versus Tennessee (10/29)...nailed two punts inside the 20-yard line, giving him four for the season...had an excellent day versus Baltimore (11/4)...punted five times for an excellent 52.4-yard average (262 yards)...also nailed one punt inside the 20-yard, his fifth on the season and a long of 64 yards, his longest of the season...had terrific and effective day at Cleveland (11/11)...punted four times for a 46.8-yard average (187) yards...also nailed two punts inside the 20-yard line, giving him seven for the season...had a net-punting average of 42.3...performed superbly versus Jacksonville (11/18)...averaged an impressive 45.9 yards on eight punts (367 yards) and nailed five of his eight punts inside the 20-yard line, giving him 12 for the season...had a net average of 38.5...averaged 42 yards on four punts (168 total yards) at Tennessee (11/25), including a long of 52...punted four times for a 38.3-yard average (153 yards) versus Minnesota (12/2)...nailed two punts inside the 20-yard line, giving him 14 for the season...punted just two times for a 34.5 average (69 yards) versus the N.Y. Jets...nailed one punt inside the 20, giving him 15 for the season...punted just two times for a 41.5 average (83 yards) with a long of 45 yards at Baltimore (12/16)...punted just once—in the fourth quarter—for 39 yards versus Detroit (12/23)...nailed his punt inside the 20, giving him 16 for the season...punted six times for a 38-yard average and many from short distances at Cincinnati (12/30)...nailed four of his six punts inside the 20-yard line, giving him 20 for the season...had an impressive net of 36.8 yards...had a terrific game versus Cleveland (1/6/02), placing three of his five punts inside the 20-yard line giving him 23 for the season...averaged 41.6 yards on five punts, including a long of 51...had one touchback...punted six times for 258 yards for a 43-yard average in AFC Championship game versus New England (1/27), including a long of 53 yards...nailed two inside the 20...finished with a 29.7-yard net average mainly due to the 55-yard punt return for a touchdown by Troy Brown. **2000:** Had an All-Pro-type season...finished seventh in the AFC in punting average 43.8...was second in the NFL in punts inside the 20-yard line with 34, which tied a career high...had an excellent preseason...averaged 46.1 yards a punt during the preseason, including an impressive eight punts inside the 20-yard line...had a busy and productive day versus Baltimore (9/3)...averaged 50.8 yards (305 total) on six punts...had only one touchback...performed brilliantly once again at Cleveland (9/17)...averaged 38.8 yards on four punts (155) but nailed three kicks inside the five-yard line (2, 3 and 4), which hurt his yardage average...had another solid day versus Tennessee (9/24), averaging 48 yards on seven punts (336 total



yards)...also nailed three punts inside the 20-yard line, giving him six for the season...was the holder on Kris Brown's errant field goal at the end of the game, replacing the injured Kent Graham...had an otherwise excellent day at Jacksonville (10/1) except for the first block of his career and the first blocked punt against the Steelers since the Jan. 8, 1994 Wild Card game in Kansas City...averaged 51.0 yards on two punts with one inside the 20-yard line, giving him seven for the season...averaged a season-low 33.0 yards on five punts (165 total) at N.Y. Jets (10/8)...nailed two punts inside the 20-yard line, which affected his average, giving him nine for the season...punted a team-record 12 times for 526 yards for a 43.8 average versus Cincinnati (10/15)...nailed six punts inside the 20-yard line, giving him 15 for the season...had just one touchback...booted six of his 12 punts more than 50 yards and five more than 55 yards with a long of 59...had an impressive 38.8-yard net-punting average...punted five times for 227 yards and a 45.4 average versus Cleveland (10/22)...nailed three punts inside the 20-yard line giving him 18 for the season...had a long of 57 yards...did not have one of his better days, contending with a stiff wind at Baltimore (10/29)...averaged just 39.7 yards on seven punts (278 total yards)...nailed two punts inside the 20-yard line, giving him 20 for the season...had a season-long punt of 67...punted six times for 274 yards, a 45.7-yard average at Tennessee (11/5)...nailed one punt inside the 20-yard line, giving him 21 for the season...had a long of 51 yards...averaged 42.4 yards on seven punts (297 yards total) versus Philadelphia (11/12)...had a long of 52 yards...also nailed one punt inside the 20-yard line, giving him 22 for the season...also had one carry for a touchback...had another superb performance versus Jacksonville (11/19)...averaged 46 yards on four punts (184 total yards)...also nailed two punts inside the 20-yard line, giving him 24 for the season...produced a net average of 44.3 yards, a season high...performed very well at Cincinnati (11/26)...averaged 41 yards on four punts with one inside the 20-yard line, giving him 25 for the season...produced a net of 41 yards...averaged 43 yards on seven punts (301 total yards) versus Oakland (12/3)...nailed four punts inside the 20-yard line, which affected his average, giving him 29 for the season...had one touchback and a long of 57...averaged 45 yards on three punts (135 total yards) at N.Y. Giants (12/10)...had a long of 48...nailed one punt inside the 20-yard line, giving him 30 for the season...averaged 43.4 yards on five punts (217 yards) despite suffering a mild concussion versus Washington (12/16)...nailed two punts inside the 20-yard line, giving him 32 for the season...punted six times for a 46.3-yard average (278 total yards) at San Diego (12/24)...nailed two punts inside the 20-yard line, tying his career-high of 34 for the season...had an excellent net average of 46.3. **1999:** Had a season worthy of All-Pro recognition in 1999...was selected as an alternate to the 2000 Pro Bowl...finished third in the NFL (second in the AFC) with a 38.1 net-punting average...was tied for third in the NFL and second in the AFC with a 45.2-yard average...nailed 27 punts inside the 20-yard line...had an excellent preseason even though he saved his worst performance of the preseason for the finale versus Buffalo...averaged 45.2 yards a punt with a net punting average of 39.2 yards...booted eight punts inside the 20-yard line and had only one carry for a touchback...punted 26 times for 1,176 yards...surpassed 10,000 punt yards for his career...accumulated very little playing time in the season-opener at Cleveland (9/12)...punted just once for 35 yards...did not have his most impressive day but still managed to average 46 yards a punt at Baltimore (9/19)...punted nine times for 414 yards...had one punt carry for a touchback and no kicks inside the 20-yard line...had a spectacular day from a statistical standpoint, but one of his booming punts was



returned 94 yards for a TD, versus Seattle (9/26)...punted five times for 280 yards, an impressive 56-yard average...nailed two punts inside the 20-yard line, his second of the season...had a long of 68 yards...punted six times for 266 yards, a 44.3-yard average, versus Jacksonville (10/3)...had a long of 56 yards...also nailed one punt inside the 20-yard line, giving him three for the season...had an average day at Buffalo (10/10)...punted six times for 239 yards, a 39.8-yard average...did nail three punts inside the 20-yard line, giving him six for the season...punted seven times for 301 yards, a 43-yard average at Cincinnati (10/17)...nailed one punt inside the 20...had a long of 58 yards...performed superbly in the Steelers 13-9 victory Monday Night versus Atlanta (10/25)...averaged 45.7 yards on six punts (274 total yards)...also nailed two punts inside the 20-yard line and had a long punt of 60 yards...had a very solid and effective day for the Steelers despite the extreme adverse weather conditions at San Francisco (11/7)...averaged 41.8 yards a punt...punted five times for 209 yards, including a long of 53...nailed two punts inside the 20-yard line, giving him 11 for the season...averaged 40 yards on six punts versus Cleveland (11/14)...totaled 240 yards and nailed two inside the 20-yard line...had an outstanding day punting, averaging 52.8 yards on four punts (211 total yards), at Tennessee (11/21)...also nailed one punt inside the 20-yard line...had a long of 62 yards...compiled a net-punting average of 49.3 yards...averaged 46.5 yards on four punts (186 total yards) versus Cincinnati (11/28)...also nailed two punts inside the 20, giving him 16 for the season...produced another splendid effort, averaging 52.7 yards on six punts (316 total yards), including a career-long 75-yarder, at Jacksonville (12/2)...tied for the second-longest punt in Steelers history with his 75-yard boot, which just missed being downed at the one-foot line...also nailed two punts inside the 20-yard line, giving him 18 for the season...was one of the few Steelers bright spots versus Baltimore (12/12)...averaged 42.7 yards (299) on seven punts with a long of 50...also nailed four of his punts inside the 20-yard line giving him 22 for the season...helped the team compile a solid 39.9-yard net punting average...had one of his worst punting performances of the season at Kansas City (12/18), averaging 40.6 yards on five punts (203 total yards)...nailed one punt inside the 20-yard line, giving him 23 for the season...punted four times for 172 yards, a 43-yard average, versus Carolina (12/26)...nailed two punts inside the 20-yard line, giving him 25 for the season...had a long of 53 yards...punted three times for a 50-yard average...also nailed two punts inside the 20-yard line. **1998:** Had a year that deserved All-Pro recognition...led the NFL with a career-high 34 punts inside the 20-yard line...finished 11th in the NFL in net punting average (36.8 yards)...also established career highs for punt attempts (83) and yards (3,530) for a career-high 43.6-yard average...suffered a sprained ankle in the preseason opener that forced him to miss one preseason game...was hampered throughout the preseason with the injury, but averaged 45 yards a punt...punted four times for 176 yards for a 44-yard average in the season-opener at Baltimore (9/6)...nailed a 68-yard punt, the second-longest kick of his career (72 yards vs. Jacksonville 10/26/97), to the Baltimore four with 27 seconds left in the game to help preserve the Steelers win...averaged a career-high 51.1 yards a punt on eight punts versus Chicago (9/13)...booted two kicks of 60 or more yards and five punts of 50 or more yards...had another good day at Miami (9/20) despite suffering a bruised knee early in the third quarter...averaged 48.9 yards on nine punts (440 yards), including a career-long 73-yard punt in the third quarter...also nailed four punts inside the Dolphins 20-yard line...had another terrific game, averaging 41.8 yards on five punts (209 yards) against Seattle (9/27), including three kicks inside

Seattle's 20-yard line...punted just two times for an impressive 49-yard average (98 total yards) at Cincinnati (10/11)...had another punt inside the 20-yard line, his 10th of the season...nailed the punt at the one-yard line in the fourth quarter that helped set up Norm Johnson's 40-yard field goal...booted a long of 57 yards...had another solid performance versus Baltimore (10/18) even though his punting average suffered because of field position...averaged 42.7 yards on six punts...nailed one punt inside the 20-yard line to give him 11 for the season...punted six times for a solid 46.3 average at Kansas City (10/26)...placed two punts inside the 20, giving him 13 for the season...had just two punts with a long of 55 yards against Tennessee (11/1)...nailed one punt inside the 20-yard line, increasing his season total to 14...had one of his easier games against Green Bay (11/9), punting just two times for a 44-yard average, including a long of 55 yards that was returned for no yardage...performed magnificently at Tennessee (11/15)...punted four times for 152 yards and a 38-yard average...nailed all four of his punts inside the 20-yard line, giving him 18 punts inside the 20 which was a career-high...held the Oilers to minus-five yards in punt returns...despite playing with a slightly pulled groin, performed admirably versus Jacksonville (11/22)...punted seven times for 258 yards, a 34.9-yard average...also had three punts downed inside the 20-yard line, giving him 21 for the season...continued his outstanding season at Detroit (11/26), punting five times for 221 yards, a 44.2-yard average...placed one punt inside the 20-yard line, his 22nd of the season...had a long of 58 yards...averaged 41.6 yards on five punts (208 total yards) versus New England (12/6), including two punts inside the 20-yard line which increased his season total to 24...punted just four times for a 45.3-yard average (181 yards) at Tampa Bay (12/13)...nailed two punts inside the 20-yard line, increasing his season total to 26...had a long of 49 yards...sacrificed his punting average for a very effective day against Cincinnati (12/20)...averaged 35.5 yards on eight punts, but placed seven inside the 20-yard line, giving him 33 for the season...also had two punts downed inside the 10-yard line...ended his best year with another solid punting performance at Jacksonville (12/28)...punted four times for a 41.0-yard average (164 yards) with a long of 50 yards...also nailed one punt inside the 20-yard line.

1997: Had a solid season, averaging 42.6 yards (2,729 total) on 64 punts...accumulated a net average of 35.0...also nailed 17 kicks inside the opposing teams' 20-yard line...had one of his best games at Baltimore, compiling a season and career-high 50.5-yard punting average, including kicks of 63 and 53 yards...resulted in a net average of 41.3 yards...had another big game in the season-opener versus Dallas (8/31) despite punting a regular season-high eight times...averaged 46.9 yards a punt in that game and had four punts of 50 or more yards and three punts longer than 55 yards...had 16 of his 64 punts travel more than 50 yards...also had one for 63 yards and a season-long 72-yarder versus Jacksonville (10/26)...averaged 35.5 yards a kick in the two postseason games...punted a season-high nine times against New England (1/3), averaging 32.7 yards a kick and nailed four inside the opponent's 20-yard line.

1996: Played 12 games for Steelers after signing as a free agent...finished season with 41.0 average and 33.6 net...had average lowered by the fact 17 of his 55 punts (30 percent) were made from inside opponent's 50-yard line...opened season with six punts for 237 yards (39.5 avg.) at Jacksonville (9/1)...had his progress hampered by inguinal hernia injury in Week 3...was inactive for Games 4-7 and was replaced by Shayne Edge...had an impressive return, averaging a then career-high 50.3 yards a punt and a 42.5 net on four



punts in his first game back from hernia surgery at Atlanta (10/25)...nailed a season-best four of six punts inside the 20-yard line versus Jacksonville (11/17)...punted three times, including 59-yarder for second-highest average of 49.7 yards at Miami (11/25)...booted five punts (46.6 avg.) and season long of 61 yards versus San Diego (12/8)...had a then career-high eight punts at Carolina (12/22)...kicked at least one punt longer than 50 yards in six of the final nine games...played both postseason games...had two punts, including 59-yarder versus Indianapolis (12/29)...averaged 42.0 yards on nine punts at New England (1/5)...entered the NFL as training camp free agent with Seattle Seahawks...was released when Seattle re-signed veteran punter Rick Tuten. **1995:** Played 18 games for the Baltimore Stallions of the Canadian Football League, averaging 47.7 yards with a 42.2-yard net on 118 punts...handled 57 kickoffs with an average of 58.1 yards per attempt and long kick of 69 yards...earned Southern All-Star and CFL All-Star honors...led CFL in punting average for second straight year. **1994:** Played 18 games and punted 117 times for 42.9 gross average (36.9-yard net)...selected to the Eastern and CFL All-Star squads...led league in punting average.

COLLEGE: Was a two-year letterman at Arizona after transferring from junior college...averaged 40.3 yards with a 38.0 net on 119 career punts, including 44 inside the 20-yard line...punted 74 times in 1992 for a 42.7 average (41.9-yard net) and nailed 24 kicks inside the 20...named first-team PAC 10 and first-team All-America in 1993...was a two-time All-Western State Football League pick as punter and kicker at Scottsdale Community College in Scottsdale, Arizona...graduated with degree in communications...handled both the placekicking and punting at Senior Bowl.

PERSONAL: Married (Angie) with a daughter Olivia Ryan (6/16/01) and son Caleb Steele (5/3/03)...lives in Jupiter, Florida...lettered in football, basketball and track at East Brunswick High School in East Brunswick, New Jersey...earned All-State honors in football and track...played wide receiver in addition to handling placekicking and punting...played guard on basketball team and was a decathlete in track...Full name: Josh Miller.

Miller's Career Single-Game Highs

Regular Season

Most Punts- 12* (10/15/00 vs. Cincinnati)
Most Punting Yardage- 526 (10/15/00 vs. Cin., 12 punts)
Longest Punt- 75 (12/2/99 at Jacksonville)
Most 50+ Punts- 6 (10/15/00 vs. Cincinnati)

Postseason

Most Punts- 9 (1/3/98 vs. N.E.; 1/5/97 at N.E.)
Most Punting Yardage- 378 (1/5/97 at N. E., 9 punts)
Longest Punt- 59 (12/29/96 vs. Indianapolis)

*Team Record



MILLER'S GAME-BY-GAME STATISTICS

2002

Date	Opponent	No.	Yds.	Avg.	Long	Net		TB	FC	50+	I20
						Avg.	Blkd.				
9/9	at New England	5	197	39.4	54	33.4	0	1	2	1	1
9/15	OAKLAND	6	276	46.0	53	39.8	0	1	1	1	1
9/29	CLEVELAND	4	169	42.3	62	29.6	1	0	1	1	1
10/6	at New Orleans	4	189	47.3	52	34.8	0	0	0	2	0
10/13	at Cincinnati	2	65	32.5	33	23.0	0	1	0	0	0
10/21	INDIANAPOLIS	2	96	48.0	53	37.5	0	0	0	1	0
10/27	at Baltimore	4	175	43.8	53	38.3	0	1	0	1	1
11/3	at Cleveland	3	127	42.3	49	8.3	0	0	1	0	1
11/10	ATLANTA	5	221	44.2	57	33.8	0	0	0	2	2
11/17	at Tennessee	4	155	38.8	52	33.5	0	0	2	1	1
11/24	CINCINNATI	3	125	41.7	50	38.0	0	0	1	1	2
12/1	at Jacksonville	1	53	53.0	53	33.0	0	1	0	1	0
12/8	HOUSTON	6	207	34.5	39	31.5	0	0	2	0	1
12/15	CAROLINA	6	212	35.3	53	31.7	0	0	1	1	3
SEASON TOTALS		55	2,267	41.2	62	33.1	1	5	11	13	14

2001

Date	Opponent	No.	Yds.	Avg.	Long	Net		TB	FC	50+	I20
						Avg.	Blkd.				
9/9	at Jacksonville	2	71	35.5	56	27.0	0	0	0	1	0
9/30	at Buffalo	4	169	42.3	51	31.0	0	2	1	1	1
10/7	CINCINNATI	2	69	34.5	40	30.5	0	0	1	0	0
10/14	at Kansas City	5	221	44.2	60	38.4	1	0	0	1	0
10/21	at Tampa Bay	2	76	38.0	39	38.0	0	0	0	0	1
10/29	TENNESSEE	3	135	45.0	56	38.3	0	0	1	1	2
11/4	BALTIMORE	5	262	52.4	64	40.6	0	1	0	3	1
11/11	at Cleveland	4	187	46.8	61	46.3	0	0	1	2	2
11/18	JACKSONVILLE	8	367	45.9	55	38.5	0	1	0	5	5
11/25	at Tennessee	4	168	42.0	52	36.5	0	0	1	1	0
12/2	MINNESOTA	4	153	38.3	43	36.0	0	0	2	0	2
12/9	N.Y. JETS	2	69	34.5	35	26.5	0	0	1	0	1
12/16	at Baltimore	2	83	41.5	45	10.5	0	0	0	0	0
12/23	DETROIT	1	39	39.0	39	39.0	0	0	0	0	1
12/30	at Cincinnati	6	228	38.0	48	36.8	0	0	0	0	4
1/6/02	CLEVELAND	5	208	41.6	51	34.4	0	1	1	1	3
SEASON TOTALS		59	2,505	42.5	64	35.5	1	5	8	15	23

POSTSEASON

1/20	BALTIMORE	6	242	40.3	47	20.5	0	1	0	0	2
1/27	NEW ENGLAND	6	258	43.0	53	29.7	0	0	1	1	2
POSTSEASON TOTALS		12	500	41.7	53	25.1	0	1	1	1	4



2000

Date	Opponent	No.	Yds.	Avg.	Long	Net		TB	FC	50+	I20
						Avg.	Blkd.				
9/3	BALTIMORE	6	305	50.8	63	39.2	0	1	0	2	0
9/17	at Cleveland	4	155	38.8	49	37.5	0	0	0	0	3
9/24	TENNESSEE	7	336	48.0	57	38.0	0	0	1	4	3
10/1	at Jacksonville	2	102	51.0	57	36.5	1	1	0	2	1
10/8	at N.Y. Jets	5	165	33.0	43	33.0	0	1	2	0	2
10/15	CINCINNATI	12*	526	43.8	59	38.8	0	1	2	6	6
10/22	CLEVELAND	5	227	45.4	57	44.0	0	0	2	1	3
10/29	at Baltimore	7	278	39.7	67	33.0	0	1	1	1	2
11/5	at Tennessee	6	274	45.7	51	41.7	0	0	1	1	1
11/12	PHILADELPHIA	7	297	42.4	52	34.4	0	1	2	1	1
11/19	JACKSONVILLE	4	184	46.0	62	44.3	0	0	2	1	2
11/26	at Cincinnati	4	164	41.0	54	41.0	0	0	0	1	1
12/3	OAKLAND	7	301	43.0	57	35.6	0	1	1	3	4
12/10	at N.Y. Giants	3	135	45.0	48	36.0	0	0	0	0	1
12/16	WASHINGTON	5	217	43.4	53	38.0	0	1	0	1	2
12/24	at San Diego	6	278	46.3	54	42.3	0	0	0	1	2
SEASON TOTALS		90	3,944	43.8	67	37.5	1	8	14	22	34

*Steelers' record for punts in a game

1999

Date	Opponent	No.	Yds.	Avg.	Long	Net		TB	FC	50+	I20
						Avg.	Blkd.				
9/12	at Cleveland	1	35	35.0	35	35.0	0	0	0	0	0
9/19	at Baltimore	9	414	46.0	53	37.6	0	1	0	4	0
9/26	SEATTLE	5	280	56.0	68	30.8	0	1	0	3	2
10/3	JACKSONVILLE	6	266	44.3	56	36.5	0	0	2	2	1
10/10	at Buffalo	6	239	39.8	48	37.8	0	0	2	0	3
10/17	at Cincinnati	7	301	43.0	58	35.9	0	0	0	2	1
10/25	ATLANTA	6	274	45.7	60	39.8	0	1	1	2	2
11/7	at San Francisco	5	209	41.8	53	36.9	0	1	0	1	2
11/14	CLEVELAND	6	240	40.0	53	32.2	0	2	1	2	2
11/21	at Tennessee	4	211	52.8	62	49.3	0	0	0	2	1
11/28	CINCINNATI	4	186	46.5	59	44.0	0	0	0	2	2
12/2	at Jacksonville	6	316	52.7	75	40.7	0	0	3	1	4
12/12	BALTIMORE	7	299	42.7	50	39.9	0	1	2	1	4
12/18	at Kansas City	5	203	40.6	50	34.0	0	0	1	1	1
12/26	CAROLINA	4	172	43.0	53	38.3	0	0	1	1	2
1/2	TENNESSEE	3	150	50.0	55	47.3	0	0	1	2	2
SEASON TOTALS		84	3,795	45.2	75	38.1	0	10	12	27	27



1998

Date	Opponent	No.	Yds.	Avg.	Long	Net		TB	FC	50+	120
						Avg.	Bkld.				
9/6	at Baltimore	4	176	44.0	68	39.1	0	0	0	1	1
9/13	CHICAGO	8	409	51.1	60	37.0	0	2	0	4	1
9/20	at Miami	9	440	48.9	73	38.9	0	3	3	4	4
9/27	SEATTLE	5	209	41.8	55	39.2	0	1	1	1	3
10/11	at Cincinnati	2	98	49.0	57	38.9	0	0	0	1	1
10/18	BALTIMORE	6	256	42.7	54	39.5	0	1	1	3	1
10/26	at Kansas City	6	278	46.3	55	38.8	0	1	0	2	2
11/1	TENNESSEE	2	108	54.0	55	38.2	0	1	1	2	1
11/9	GREEN BAY	2	88	44.0	55	38.5	0	0	0	1	0
11/15	at Tennessee	4	152	38.0	49	38.8	0	0	2	0	4
11/22	JACKSONVILLE	7	258	36.9	48	37.9	0	0	3	0	3
11/26	at Detroit	5	221	44.2	58	37.4	0	3	1	2	1
12/6	NEW ENGLAND	5	208	41.6	58	37.6	0	0	1	2	2
12/13	at Tampa Bay	4	181	45.3	49	37.0	0	0	0	0	2
12/20	CINCINNATI	8	284	35.5	48	36.8	0	0	4	0	7
12/28	at Jacksonville	4	164	41.0	50	38.5	0	0	1	1	1
SEASON TOTALS		81	3,530	43.6	73	36.8	0	12	18	24	34

MILLER'S CAREER STATISTICS

Regular Season

Punting	No.	Yds.	Avg.	Opp.		Ret.		Net		TB	In		LG	Bik
				Ret	Yds.	Avg.	Yds.	Avg.	Yds.		20	LG		
1996 Pittsburgh (AFC)	55	2,256	41.0	24	248	33.6	8	18	61	0				
1997 Pittsburgh (AFC)	64	2,729	42.6	23	271	35.0	11	17	72	0				
1998 Pittsburgh (AFC)	81	3,530	43.6	30	310	36.8	12	34	73	0				
1999 Pittsburgh (AFC)	84	3,795	45.2	39	392	38.1	10	27	75	0				
2000 Pittsburgh (AFC)	90	3,944	43.8	44	371	37.5	8	34	67	1				
2001 Pittsburgh (AFC)	59	2,505	42.5	27	363	35.5	5	23	64	1				
2002 Pittsburgh (AFC)	55	2,267	41.2	28	346	33.1	5	14	62	1				
Totals (7 years)	488	20,815	42.7	210	2,255	35.6	59	123	75	3				

Postseason

Punting	No.	Yds.	Avg.	Opp.		Ret.		Net		TB	In		LG	Bik
				Ret	Yds.	Avg.	Yds.	Avg.	Yds.		20	LG		
1996 Pittsburgh (AFC)	11	461	41.9	7	72	35.0	0	2	59	0				
1997 Pittsburgh (AFC)	13	462	35.5	5	43	32.2	0	4	51	0				
2001 Pittsburgh (AFC)	12	500	41.7	6	179	25.1	1	4	53	0				
Totals (3 years)	36	1,423	39.5	15	195	33.6	1	10	59	0				

CFL Totals

Punting	No.	Yds.	Avg.	Net		LG	Bik
				Avg.	Avg.		
1994 Baltimore	117	5,024	42.9	33.6	67	0	0
1995 Baltimore	118	5,629	47.7	33.6	80	0	0
CFL Totals (2 years)	235	10,653	45.3	33.6	80	0	0



78 MATHIAS NKWENTI

OFFENSIVE TACKLE



(pronounced Nuh KWEN tee)

HEIGHT—6-3

WEIGHT—300

COLLEGE—Temple

BIRTHDATE—May 11, 1978

BIRTHPLACE—Younda, Camaroon, Africa

HOW ACQUIRED—D4-'01 (#16, 111)

NFL EXPERIENCE—3rd Year

GAMES PLAYED-STARTED/POSTSEASON—'01 (1-0/0-0), '02 (0-0/0-0)

CAREER TOTALS: 1-0 (0-0)

PRO: Was one of five rookie draft picks to make the final roster in 2001...made significant improvement since his rookie season and could figure into a starting position at left or right tackle...has outstanding physical attributes and a lot of promise as an offensive lineman. **2002:** Was deactivated for the all 16 regular-season and both postseason games. **2001:** Played just one game...was activated for his first pro game versus Baltimore (11/4) because of the injury to Wayne Gandy...was inactive for both postseason games.

COLLEGE: Began college career as a defensive lineman but shifted to offense in spring of 2000...regarded as the school's best line prospect since Tre' Johnson (1991-94)...did not begin playing organized football until his junior year of high school...was an All-America honorable mention, All-Big East Conference first-team and Super Sleeper Team selection by *The Sports Xchange* in 2000...started every game at right tackle, helping the Owls offense generate 3,412 yards (team gained 2,250 yards in 1999)...graded 79 percent or better in seven contests...finished the season with 59 knockdown blocks...played in three games as a reserve defensive tackle in 1999 before a shoulder injury forced him to miss most of the season...saw time in the season finale versus Miami...recorded three tackles (two solos), including one for a two-yard loss...appeared in 10 games in 1998...made two starts at defensive tackle...recorded 19 tackles (15 solos), three sacks and five tackles for losses...also batted away one pass and was credited with two quarterback pressures...played in 10 games in 1997 as a reserve defensive tackle...recorded 17 tackles (seven solos) and a sack...redshirted as a freshman in 1996...graduated with a degree in sport and recreation management.

PERSONAL: Earned All-County and All-State honors in his senior year at Thomas S. Wootton (Rockville, Md.) High...played two seasons of varsity football as a starting lineman...lettered three times in varsity track & field in the weight events...was named to the All-County track team in each of his three seasons and twice earned All-State honors...ranked among the top 30 in the nation in the discus throw during his senior year...is the son of Ignathus and Susan Nkwenti...father is a diplomatic representative of Cameroon assigned to the United States...lives in Jessup, Maryland...Full name: Mathias Fru Nkwenti.

56 CHUKKY OKOBI

CENTER/GUARD



(pronounced CHUCK ee ah KO bee)

HEIGHT—6-1

WEIGHT—310

COLLEGE—Purdue

BIRTHDATE—November 18, 1978

BIRTHPLACE—Pittsburgh, Pa.

HOW ACQUIRED—D5-'01 (#15, 146)

NFL EXPERIENCE—3rd Season

GAMES PLAYED-STARTED/POSTSEASON—'01 (1-0/0-0), '02 (13-5/0-0)

CAREER TOTALS: 14-5 (0-0)

PRO: Is a compact and powerful player who will provide depth at the center position...had the most significant playing time and proved to be a solid starting center...was one of five rookie draft picks in 2001 to make the team. **2002:** Started five games at center for an injured Jeff Hartings and performed very well...replaced injured Jeff Hartings at center versus Indianapolis (10/21) in the third quarter and finished the game...made his first pro start in place of injured Jeff Hartings at Baltimore (10/27)...performed admirably...started his second consecutive game for the injured Jeff Hartings at Cleveland (11/3)...helped pave the way for Amos Zereoue's first 100-yard rushing performance and the team's second of the season...started his third game of the season in place of the injured Jeff Hartings versus Cincinnati (11/24)...made his fourth start of the season at Jacksonville (12/1) and helped pave the way for the team's second 200-plus yard rushing effort of the season...started his fifth game—third straight—versus Houston (12/8) for the injured Jeff Hartings. **2001:** Was deactivated for the first 15 games...saw his first active duty as a pro versus Cleveland (1/6/02)...was inactive for both postseason games.

COLLEGE: Started every game at center in 2000...tore his left biceps muscle before the start of the '99 season, but returned to start final six games at right guard...part of an offensive line that allowed only 15 sacks in 568 pass attempts (one every 37.9 attempts)...was selected as a second-team All-Big Ten guard by coaches and honorable mention by the media in 1998...started all 13 games (11 at right guard and two at center)...part of offensive line that allowed only 16 sacks in 594 pass attempts (one every 37.1 attempts)...started all 12 games at right guard in 1997...redshirted in 1996...majored in telecommunications.

PERSONAL: Was an honorable mention All-American and all-conference selection twice at Trinity Pawling (N.Y.) High School...was a three-year two-way starter as an offensive lineman and defensive tackle...led team in tackles (78) and sacks as senior captain for a team that won a league title in 1994...placed fourth in the shot put at the New England Prep Championships as a junior...is the son of Elsie Okobi...Full name: Chukwunweze Sonume Okobi.



55 JOEY PORTER

LINEBACKER



HEIGHT—6-3

WEIGHT—248

COLLEGE—Colorado State

BIRTHDATE—March 22, 1977

BIRTHPLACE—Bakersfield, Calif.

HOW ACQUIRED—Draft (3rd in 1998)

NFL EXPERIENCE—5th Year

GAMES PLAYED-STARTED/POSTSEASON — '99 (16-0/0-0), '00 (16-16/0-0), '01 (15-15/2-2), '02 (16-16/2-2)

CAREER TOTALS: 63-47 (4-4)

PRO: Has blossomed into a Pro Bowl and big-play linebacker...possesses an explosive presence at the Steelers outside linebacker position...was signed to a six-year contract May 16, 2002...teams with Jason Gildon to give the team a potent one-two punch from the outside. **2002:** Earned his first selection to the 2003 Pro Bowl...also was named to the Associated Press, *Sports Illustrated*/Dr. Z and *Pro Football Weekly* first-team All-Pro squad...tied Jason Gildon for the team lead with nine sacks...became the first player in the NFL since sacks became an official statistic in 1982 to record eight sacks and four interceptions in a season...logged all 70 defensive snaps in season-opener at New England (9/9)...finished with five total tackles (four solos)...also had one pass defense...had one of his biggest days as a pro versus Oakland (9/15)...was named the AFC Defensive Player of the Week for his performance...had two interceptions, both while the Raiders had driven deep into Steelers' territory, for a total of 114 return yards...nearly returned one interception for a TD, but was tackled after racing 84 yards...attempted to lateral to Chad Scott, who would have gone untouched for the remaining 15 yards, but the play was nullified for what was called an illegal lateral...logged all 88 defensive plays...finished with 10 solo tackles and one quarterback hit/pressure...produced another huge day versus Cleveland (9/29)...collected his third interception of the season, giving him a team-leading 141 interception return yards...also was credited with seven total tackles (six solos) and one quarterback hit/pressure...registered his fourth sack of the season at New Orleans (10/6)...played all 56 defensive snaps...finished with six total tackles (five solos)...also had one quarterback hit/pressure...had another big day at Cincinnati (10/13), registering two sacks, giving him six for the season...forced a fumble on one of his sacks that was recovered by Casey Hampton and returned 36 yards...logged all 66 defensive plays...led the team with nine total tackles (seven solos)...also had three quarterback hits/pressures...finished with five total tackles versus Indianapolis (10/21)...also was credited with three quarterback hits/pressures...played all 73 defensive snaps...had another big game at Baltimore (10/27)...finished with nine total tackles (six solos)...also was credited four quarterback hits/pressures...collected his fourth interception of the season and had two passes defended...logged 78 defensive plays...finished with five total tackles (four solos) at



Cleveland (11/3)...also was credited with a quarterback hit/pressure...had another big game versus Atlanta (11/10)...finished with eight total tackles, all solos...also recorded with a sack for seven yards, a caused fumble and a recovered fumble...was credited with five quarterback hits/pressures and two passes defended...played all 82 defensive snaps...finished with six total tackles (five solos) at Tennessee (11/17)...also recovered one fumble...played all 76 defensive snaps...recorded six total tackles (five solos) versus Cincinnati (11/24)...also was credited with two quarterback hits/pressures...played all 63 defensive snaps...was held to just one tackle at Jacksonville (12/1), his lowest total of the season...had three quarterback hits/pressures...logged all 50 defensive plays...registered his team-high eighth sack of the season versus Houston (12/8)...finished with three total tackles...also was credited with two quarterback hits/pressures...logged all 41 defensive snaps...finished with three total tackles (two solos) versus Carolina (12/15)...also was credited with one quarterback hit/pressure...logged all 58 defensive plays...recorded four total tackles (one solo) at Tampa Bay (12/23)...also was credited with a sack for 10 yards and a pass defended...finished with six total tackles versus Baltimore (12/29)...recorded the second postseason sack of his career in Wild Card game versus Cleveland (1/5) for 15 yards...finished with seven solo tackles...finished with eight tackles (five solos) in Divisional playoff at Tennessee (1/11). **2001:** Had another strong season...finished with 72 total tackles (60 solos)...also tied Kendrell Bell for second on the team with nine sacks...was credited with three fumble recoveries...logged 49 defensive plays in season-opener at Jacksonville (9/9)...finished with eight tackles (six solos)...also had three quarterback hurries/pressures...played all 56 defensive snaps at Buffalo (9/30)...finished with six total tackles (four solos)...also had one sack and five quarterback hurries/pressures...logged all 59 defensive snaps versus Cincinnati (10/7)...finished with five total tackles...also was credited with two quarterback hurries/pressures...played 62 defensive plays at Kansas City (10/14)...finished with four total tackles...also was credited with three quarterback hurries/pressures...was named the AFC Defensive Player of the Week for his performance at Tampa Bay (10/21)...set a career-high with four sacks...played 69 defensive snaps...finished with seven solo tackles...also had five quarterback hurries/pressures and one pass defense...had another big game versus Tennessee (10/29)...logged all 52 defensive plays...finished with six total tackles (all solos) and had one quarterback hurry/pressure...logged all 53 defensive plays versus Baltimore (11/4)...finished with seven total tackles and two sacks...played all 64 defensive snaps at Cleveland (11/11)...was credited with four total tackles (three solos)...also had two quarterback hurries/pressures and one forced fumble...registered his team-leading eighth sack of the season versus Jacksonville (11/18)...logged all 55 defensive plays...finished with nine total tackles (seven solos)...also had three quarterback hurries/pressures, caused a fumble and had two passes defended...logged all 63 defensive plays at Tennessee (11/25)...finished with three total tackles (two solos)...also had one quarterback hurry/pressure...played all 51 defensive snaps versus Minnesota (12/2)...finished with two tackles and had one quarterback hurry/pressure...logged all 48 defensive plays versus the N.Y. Jets (12/9)...finished with three total tackles...also had one quarterback hurry/pressure...played all 55 defensive snaps at Baltimore (12/6)...finished with two tackles...set the tone early on the third play of the game versus Detroit (12/23) when he registered his ninth sack of the season and forced a fumble by quarterback Mike McMahon that Jason Gildon retrieved and raced 27 yards for a TD...logged



all 54 defensive plays...finished with two solo tackles...logged all 104 defensive plays at Cincinnati (12/30)...finished with four total tackles (two solos)...also had four quarterback hurries/pressures and recovered one fumble...missed his first game of the season versus Cleveland (1/6/02)...was deactivated to rest his ailing shoulder...set the tone early in AFC Playoff game versus Baltimore (1/20) with his pressure on Elvis Grbac that resulted in a Chad Scott interception...finished with six total tackles (two solos)...also was credited with a sack for five yards and two passes defended...finished with five total tackles (four solos) in AFC Championship versus New England (1/27)...also was credited with one pass defended. **2000:** Finished second to Jason Gildon with a career-high 10½ sacks...teamed with Gildon to tie a team record for a duo with 24 sacks...registered 74 total tackles (51 solo stops)...also had one interception, three pass defenses, two forced fumbles and a fumble recovery...was selected the AFC Defensive Player of the Month for October...had a productive day, registering five total tackles (four solos) versus Baltimore (9/3)...logged 61 defensive plays...also had three quarterback hurries/pressures and a pass defense...made a big hit on the special teams, recording one solo tackle...logged 48 defensive plays at Cleveland (9/17)...finished with two tackles (one solo)...logged 56 defensive plays versus Tennessee (9/24)...was credited with two total tackles...also recorded two quarterback hurries/pressures...was credited with his first sack of the season at Jacksonville (10/1)...logged 53 plays...also was credited with three total tackles and two quarterback hurries/pressures...registered a sack for the second straight game at N.Y. Jets (10/8), his second sack of the season...logged 53 plays...also was credited with three total tackles...had his best game of the early season versus Cincinnati (10/15)...finished with eight total tackles, including seven solo stops...was credited with three sacks—one for a safety—and four quarterback hurries/pressures...also caused a fumble...logged 41 defensive plays vs. Cleveland (10/22)...finished with two tackles...also was credited with one quarterback hurry/pressure...had another excellent performance at Baltimore (10/29), registering his sixth and seventh sacks of the season...logged 53 defensive snaps...finished with a team-high tying 10 total tackles, including six solo stops...also had two quarterback hurries/pressures...recorded his first career interception at Tennessee (11/5), thwarting a Titans scoring drive after they recovered a muffed punt deep in Steelers' territory...logged 72 defensive plays...finished with eight total tackles (seven solos)...also was credited with three quarterback hurries/pressures and one tackle for no gain...accumulated 82 defensive plays versus Philadelphia (11/12)...returned a fumble for a touchdown, his second fumble return for a TD in his career...also was credited with one quarterback hurry/pressure...registered his eighth sack of the season versus Jacksonville (11/19)...logged 72 defensive snaps...finished with six total tackles, including four solo stops...played 61 defensive snaps at Cincinnati (11/26)...finished with eight total tackles including five solo stops...also recorded his ninth sack of the season...finished with one tackle versus Oakland (12/3)...also was credited with two quarterback hurries/pressures...logged 68 defensive plays...finished with two assists at N.Y. Giants (12/10)...registered four total tackles (three solos) versus Washington (12/16)...logged 54 defensive plays...played 46 defensive snaps at San Diego (12/24)...finished with three total tackles...also had 1½ sacks and two quarterback hurries/pressures. **1999:** Increased his playing time over the course of the season...also excelled on special teams...finished with 15 total tackles, including 11 solo stops...also was credited with two sacks, one forced fumble and two fumble recoveries...finished the pre-



season as the team's leading tackler, compiling 22 total tackles, including 18 solo stops...also registered a team-high four sacks and forced a fumble...made his presence felt despite his limited time on defense in season opener at Cleveland (9/12)...registered his first official sack (of Tim Couch) and forced a fumble in the fourth quarter...also had one solo special-teams tackle...finished with two total tackles and one quarterback hurry in 11 plays at Baltimore (9/19)...logged 13 plays versus Seattle (9/26)...saw little action on defense but made a strong contribution on special teams against Jacksonville (10/3)...led the team with four solo special-teams tackles...played on 15 plays at Cincinnati (10/17)...was credited with one quarterback pressure and one special-teams tackle...made a big hit on special teams on kick returner Tim Dwight versus Atlanta (10/25)...finished with one solo special-teams tackle...had one special-teams tackle at San Francisco (11/7)...recorded one special-teams assist versus Cleveland (11/14)...had one special-teams assist at Tennessee (11/21)...finished with two special-teams tackles versus Cincinnati (11/28)...saw most of his action on special teams...partially deflected a punt...was credited with one solo special-teams tackle at Jacksonville (12/2)...logged his most extensive playing time because of an injury to Carlos Emmons versus Baltimore (12/12)...did not register any tackles from scrimmage...was credited with one special-teams assist...accumulated his most playing time of the season at Kansas City (12/18)...logged 16 defensive plays...finished with two total tackles and was credited with a quarterback hurry/pressure...also had one special-teams tackle...logged 28 defensive plays in win against Carolina (12/26)...finished with three total tackles, including two solo stops...also was credited three quarterback hurries/pressures...had two solo special-teams tackles...participated in 33 defensive plays versus Tennessee...finished with a season-high eight tackles, including six solo stops...also registered a sack on which he forced quarterback Neil O'Donnell to fumble, recovered the fumble and returned it 46 yards for a TD...was credited with two quarterback hurries/pressures and one special-teams tackle.

COLLEGE: Was a third-team All-America and All-Western Athletic Conference first-team selection by The Sports Network...registered 22 career sacks...recorded 53 tackles (36 solos) with eight quarterback pressures and 12 tackles for losses of 67 yards as a senior...finished third in NCAA Division I-A with a school single-season record-tying 15 sacks for minus 63 yards...played on defensive line for the first time in 1997 after playing his first two seasons at H-back...finished with 35 tackles (23 solos) and ranked second on the team with six sacks for minus 39 yards and 16 tackles behind the line of scrimmage...timed at 4.64 in the 40-yard dash...majored in exercise & sport science.

PERSONAL: Is married (Christy) with two daughters, Jayle (6/10/97) and Jasmine (6/14/99), and one son, Joey Jr. (7/26/00)...was a two-time All-Conference selection as a wide receiver and a wingback during his senior year at Foothills (Calif.) High...led the team to a 9-2 record and a berth in the state playoffs, rushing 86 times for 1,086 yards (12.6 avg.) in his final campaign...named to the All-Section and All-State teams...lettered twice in football and basketball...son of Debra Porter and Richard Hunter...has one brother and two sisters...lives in Bakersfield, California...Full name: Junior Eugene Porter.

PORTER'S GAME-BY-GAME STATISTICS

2002

Date	Opponent	I	AT	TOT	Sack/		PD	FF	FR
					YDS	INT			
9/9	at New England	4	1	5	0.0/0	0/0	1	0	0
9/15	OAKLAND	10	0	10	3.0/16	2/114	2	0	0
9/29	CLEVELAND	6	1	7	0.0/0	1/27	0	0	0
10/6	at New Orleans	5	1	6	1.0/8	0/0	0	0	0
10/13	at Cincinnati	7	2	9	2.0/10	0/0	0	1	0
10/21	INDIANAPOLIS	5	0	5	0.0/0	0/0	0	0	0
10/27	at Baltimore	6	3	9	0.0/0	1/12	2	0	0
11/3	at Cleveland	4	1	5	0.0/0	0/0	0	0	0
11/10	ATLANTA	8	0	8	1.0/7	0/0	2	1	1
11/17	at Tennessee	5	1	6	0.0/0	0/0	0	0	1
11/24	CINCINNATI	5	1	6	0.0/0	0/0	0	0	0
12/1	at Jacksonville	1	0	1	0.0/0	0/0	0	0	0
12/8	HOUSTON	1	1	2	1.0/5	0/0	0	0	0
12/15	CAROLINA	2	1	3	0.0/0	0/0	0	0	0
12/23	at Tampa Bay	1	3	4	1.0/10	0/0	1	0	0
12/29	BALTIMORE	3	0	3	0.0/0	0/0	0	0	0
SEASON TOTALS		73	16	89	9.0/56	3/153	8	2	2

POSTSEASON

1/5	CLEVELAND	7	0	7	1.0/15	0/0	0	0	0
1/11	at Tennessee	5	3	8	0.0/0	0/0	0	0	0
POSTSEASON TOTALS		12	3	15	1.0/15	0/0	0	0	0

2001

Date	Opponent	I	AT	TOT	Sack/		PD	FF	FR
					YDS	INT			
9/9	at Jacksonville	6	2	8	0.0/0	0/0	0	0	0
9/30	at Buffalo	4	2	6	1.0/9	0/0	0	0	0
10/7	CINCINNATI	4	1	5	0.0/0	0/0	0	0	0
10/14	at Kansas City	4	0	4	0.0/0	0/0	0	0	0
10/21	at Tampa Bay	7	0	7	4.0/29	0/0	1	0	0
10/29	TENNESSEE	6	0	6	0.0/0	0/0	0	0	0
11/4	BALTIMORE	6	1	7	2.0/12	0/0	0	0	0
11/11	at Cleveland	3	1	4	0.0/0	0/0	0	1	0
11/18	JACKSONVILLE	7	2	9	1.0/3	0/0	2	1	0
11/25	at Tennessee	2	1	3	0.0/0	0/0	0	0	0
12/2	MINNESOTA	2	0	2	0.0/0	0/0	0	0	0
12/9	N.Y. JETS	3	0	3	0.0/0	0/0	0	0	0
12/16	at Baltimore	2	0	2	0.0/0	0/0	0	0	0
12/23	DETROIT	2	0	2	1.0/9	0/0	0	1	0
12/30	at Cincinnati	2	2	4	0/0	0/0	0	0	1
1/6/02	CLEVELAND	INACTIVE							
SEASON TOTALS		60	12	72	9.0/62	0/0	3	3	1

POSTSEASON

1/20	BALTIMORE	2	4	6	1.0/5	0/0	2	0	0
1/27	NEW ENGLAND	4	1	5	0.0/0	0/0	1	0	0
POSTSEASON TOTALS		6	5	11	1.0/5	0/0	3	0	0



PORTER'S GAME-BY-GAME STATISTICS (cont.)

2000

Date	Opponent	T	AT	TOT	Sack/				
					YDS	INT	PD	FF	FR
9/3	BALTIMORE	4	1	5	0.0/0	0	1	0	0
9/17	at Cleveland	1	1	2	0.0/0	0	0	0	0
9/24	TENNESSEE	0	2	2	0.0/0	0	0	0	0
10/1	at Jacksonville	1	2	3	1.0/3	0	0	0	0
10/8	at N.Y. Jets	2	1	3	1.0/5	0	0	1	0
10/15	CINCINNATI	7	1	8	3.0/20	0	0	1	0
10/22	CLEVELAND	1	1	2	0.0/0	0	0	0	0
10/29	at Baltimore	6	4	10	2.0/13	0	0	0	0
11/5	at Tennessee	7	1	8	0.0/0	1	2	0	0
11/12	PHILADELPHIA	5	0	5	0.0/0	0	0	0	1
11/19	JACKSONVILLE	4	2	6	1.0/4	0	0	0	0
11/26	at Cincinnati	5	3	8	1.0/6	0	0	0	0
12/3	OAKLAND	1	0	1	0.0/0	0	0	0	0
12/10	at N.Y. Giants	0	2	2	0.0/0	0	0	0	0
12/16	WASHINGTON	3	1	4	0.0/0	0	0	0	0
12/24	at San Diego	2	1	3	1.5/10.5	0	0	0	0
SEASON TOTALS		51	23	74	10.5/68.5	1	3	2	1

1999

Date	Opponent	T	AT	TOT	Sack/				
					YDS	INT	PD	FF	FR
9/12	at Cleveland	2	0	2	1/7	0/0	0	0	0
9/19	at Baltimore	0	0	0	0/0	0/0	0	0	0
9/26	SEATTLE	0	0	0	0/0	0/0	0	0	1
10/3	JACKSONVILLE	0	0	0	0/0	0/0	0	0	0
10/10	at Buffalo	0	0	0	0/0	0/0	0	0	0
10/17	at Cincinnati	0	0	0	0/0	0/0	0	0	0
10/25	ATLANTA	0	0	0	0/0	0/0	0	0	0
11/7	at San Francisco	0	0	0	0/0	0/0	0	0	0
11/14	CLEVELAND	0	0	0	0/0	0/0	0	0	0
11/21	at Tennessee	0	0	0	0/0	0/0	0	0	0
11/28	CINCINNATI	0	0	0	0/0	0/0	0	0	0
12/2	at Jacksonville	0	0	0	0/0	0/0	0	0	0
12/12	BALTIMORE	0	0	0	0/0	0/0	0	0	0
12/18	at Kansas City	1	1	2	0/0	0/0	0	0	0
12/26	CAROLINA	2	1	3	0/0	0/0	0	0	0
1/2	TENNESSEE	6	2	8	1/8	0/0	0	1	1
SEASON TOTALS		11	4	15	2/15	0/0	0	1	2



PORTER'S CAREER STATISTICS

Regular Season

TACKLES	Solo	AT	Tot.	Sp.T.	Sacks	FF	FR	INTERCEPTIONS	No.	Yds.	Avg.	LG	TD
1999 Pittsburgh (AFC)	11	4	15	17	2.0	2	1	1999 Pittsburgh (AFC)	0	0	0.0	—	0
2000 Pittsburgh (AFC)	51	23	74	1	10.5	2	1	2000 Pittsburgh (AFC)	1	0	0.0	0	0
2001 Pittsburgh (AFC)	60	12	72	0	9.0	3	1	2001 Pittsburgh (AFC)	0	0	0.0	0	0
2002 Pittsburgh (AFC)	73	16	89	0	9.0	2	2	2002 Pittsburgh (AFC)	4	153	38.3	84	0
NFL Totals (4 years)	193	55	248	18	30.5	9	5	NFL Totals (4 years)	5	153	30.6	84	0

Postseason

TACKLES	Solo	AT	Tot.	Sp.T.	Sacks	FF	FR	INTERCEPTIONS	No.	Yds.	Avg.	LG	TD
2001 Pittsburgh (AFC)	6	5	11	0	1.0	0	0	2001 Pittsburgh (AFC)	0	0	0.0	0	0
2002 Pittsburgh (AFC)	12	3	15	0	1.0	0	0	2002 Pittsburgh (AFC)	0	0	0.0	0	0
NFL Totals (2 years)	18	8	26	0	2.0	0	0	NFL Totals (2 years)	0	0	0.0	0	0

22 HANK POTEAT

CORNERBACK



HEIGHT—5-10
WEIGHT—192
COLLEGE—Pittsburgh
BIRTHDATE—August 30, 1977
BIRTHPLACE—Philadelphia, Pa.
HOW ACQUIRED—D3b-'00 (#15, 77)
NFL EXPERIENCE—4th Year
GAMES PLAYED-STARTED/POSTSEASON—'00 (15-0/0-0), '01 (13-0/0-0), '02 (13-0/2-1)
CAREER TOTALS: 41-0/2-1

PRO: Was one of two Steelers third-round draft picks in the 2000 Draft...has developed into a dangerous kick returner and solid reserve cornerback for the Steelers...also has improved his skills as a backup defensive back. **2002:** Averaged 20.6 yards (103 total) on five kickoff returns and 7.3 yards (29 total) on four punts...finished with 10 total tackles (all solos) and nine special-teams tackles (six solos)...also recovered a fumble on special teams...led the team with three interceptions during the preseason...left the game early because of a toe injury in season opener at New England (9/9)...was credited with one solo tackle...returned two kickoffs for 45 yards, a 22.5-yard average...was deactivated because of a toe injury versus Oakland (9/15)...played six defensive snaps versus Cleveland (9/29)...registered one tackle...played two defensive snaps at New Orleans (10/6)...was credited with two special-teams tackles...was credited with one solo special-teams tackle at Cincinnati (10/13)...played three defensive snaps versus Indianapolis (10/21)...recorded one special-teams tackle at Baltimore (10/



27)...accumulated his most extensive playing time in recent weeks at Cleveland (11/3) because of the injury to Mike Logan...played 24 defensive snaps...finished with two solo tackles...played 33 defensive snaps versus Atlanta (11/10)...finished with one tackle...also had a big day on special teams, registering three special-teams tackles (two solos) before suffering a knee injury in overtime...was inactive at Tennessee (11/17) due to his knee injury...missed his second straight game versus Cincinnati (11/24) with a knee injury...returned to active duty at Jacksonville (12/1) after missing two straight weeks with a knee injury...had one quarterback hit/pressure...played four defensive snaps...made two fair catches on punts versus Houston (12/8), while temporarily replacing Antwaan Randle El as the Steelers' punt returner...had one special-teams tackle...returned to his role as a punt returner versus Carolina (12/15), although he had a dubious beginning when he fumbled the first punt he handled that was recovered by Carolina...also was credited with two special-teams tackles...finished with three tackles (all solos) at Tampa Bay (12/23)...returned three kickoffs for 58 yards, 19.3-yard average, versus Baltimore (12/29)...also had one solo tackle...finished with two solo tackles in Wild Card game versus Cleveland (1/5)...also returned four kickoffs for 55 yards, a 13.8-yard average...had a tough day from scrimmage...was victimized on two Cleveland pass plays, one that went for a TD and the other an 83-yard gain. **2001:** Led the team with 292 yards on 36 punt returns, for an 8.1-yard average...also returned 16 kickoffs for 250 yards, which ranked second on the team...saw most of his playing time on special teams in season opener at Jacksonville (9/9)...returned three punts for 27 yards, including a long of 14...was very effective as a punt returner at Buffalo (9/30)...returned six punts for 91 yards, an excellent 15.2-yard average...had a long of 39 and 18 yards...had an excellent day returning versus Cincinnati (10/7)...nearly broke punt and kickoff returns for touchdowns...returned three punts for 23 yards, a 7.7-yard average...also had a 30-yard kickoff return...was solid in the kicking game at Kansas City (10/14)...returned four punts for 25 yards, a 6.3-yard average...had a long of 23 yards...was credited with one special-teams tackle...returned two punts for 10 yards at Tampa Bay (10/21)...also had one kickoff return for 19 yards...logged five defensive snaps...had one tackle...had a big day returning versus Tennessee (10/29)...returned two punts for 31 yards, including a 31-yard which was his second-longest return of the season...also returned two kickoffs for 31 yards...downed one of Josh Miller's punts inside the 20-yard line...returned five punts for 21 yards versus Baltimore (11/4), including a long of 19...also had two kickoff returns for 34 yards...registered one special-teams tackle...returned four punts for 32 yards (8.0 average) at Cleveland (11/11), including a long of 15...also returned three kickoffs for 39 yards...was credited with a special-teams tackle...returned four punts for 25 yards versus Jacksonville (11/18)...returned two punts for seven yards and two kickoffs for 26 yards, a 13.0 average, at Tennessee (11/25)...returned three kickoffs for 34 yards versus Minnesota (12/2)...also had one punt return for no gain...was deactivated because of an ankle injury versus the N.Y. Jets (12/9)...returned two kickoffs for 37 yards, a 18.5-yard average, at Baltimore (12/16)...was deactivated versus Detroit (12/23)...was deactivated at Cincinnati (12/30)...returned to active duty for the first time in two weeks versus Cleveland (1/6/02)...fielded one punt which he fair caught...had one special-teams tackle...was inactive for both postseason games. **2000:** Had an excellent season as a kick/punt returner...tied for fourth in the AFC and sixth in the NFL



in punt returns (13.0 avg.)...finished with 36 punt returns for 467 yards, including a 53-yard TD...also led the team with 24 kickoffs for 465 yards, a 19.4 average...had a solid day as a kick returner at Cleveland (9/17)...averaged 21.5 yards on punt returns, including a long of 30...also returned four kickoffs for 81 yards, a 20.3-yard average with a long of 30 yards...was deactivated Sunday versus Tennessee (9/24)...had an outstanding day as a punt and kick returner at Jacksonville (10/1)...averaged 17 yards on three punt returns (51 total yards), including a long of 31 yards that he nearly took the distance and was reduced because of a penalty...also returned one kickoff for 31 yards...also had one special-teams assist...returned three punts for 25 yards, an 8.3-yard average, at N.Y. Jets (10/8)...had a long of 11 yards...had another strong day returning kicks versus Cincinnati (10/15)...returned six punts for 78 yards, a 13-yard average...produced a season-long 39-yard return...also had a return nullified by a holding penalty...logged his first playing time from scrimmage...had one defensive snap...also registered two special-teams tackles...had another exceptional day returning punts versus Cleveland (10/22), including a career-long 54 yarder that set up the Steelers' only touchdown...returned four punts for 74 yards, an 18.5-yard average...also registered two unassisted special-teams tackles...had one fair catch at Baltimore (10/29)...compiled 63 yards on three kickoff returns, a 21-yard average...had a long of 24...muffed one punt that the Titans recovered at the Steelers' 18 yard-line at Tennessee (11/5)...also returned one kickoff for 23 yards...logged three defensive plays...had two special-teams tackles versus Philadelphia (11/12)...returned three punts for five yards...returned four punts for 28 yards, including a long of nine yards and two kickoffs for 29 yards, including a long of 20 yards, versus Jacksonville (11/19)...was credited with two special-teams tackles...had one punt return for no yards and a fair catch at Cincinnati (11/26)...also returned one kickoff for 19 yards...sparkled on special teams versus Oakland (12/3)...returned two punts for 23 yards for an 11.5-yard average, including a long of 13...also returned three kickoffs for 54 yards with a long of 24...also was credited with two special-teams tackles...returned a season-high five kickoffs for 88 yards, including a long of 22 yards, at N.Y. Giants (12/10)...exploded for his first punt return for a TD as a pro versus Washington (12/16)...returned Redskins' third punt of the game 53 yards for the longest punt return for a touchdown by a Steeler at Three Rivers Stadium in team history...totaled 56 yards on two punt returns...returned five punts for 84 yards at San Diego (12/24)...also had one kickoff return for 13 yards.

COLLEGE: Set school record with 1,917 yards on kickoff returns...was voted 1999 All-American third-team and Super Sleeper Team selection by SportsPage.com...added All-Big East Conference honors while starting every game at weakside cornerback...made 44 tackles (33 solos), forced one fumble, deflected nine passes and intercepted three passes as a senior...returned 17 kickoffs for 401 yards (23.6 avg.) and ranked seventh in the nation with 19 punt returns for 307 yards (16.2 avg.), including a touchdown...was a 1998 All-American second-team choice by *Football Digest* and a consensus All-Big East Conference first-team pick...started the first 10 games at weakside cornerback...recorded 57 tackles (37 solos) with eight pass defenses and six interceptions...set a school single-season record with 764 yards on 36 kickoff returns...added 307 yards on 19 punt returns...began the 1997 season at tailback before moving to cornerback...appeared in every game, starting the final four contests...recorded 28 tackles (21 solos) with an interception...ran seven times for two yards (0.3 avg.) and caught four passes for



48 yards (12.0 avg.)...returned 11 kickoffs for 307 yards (27.9 avg.) and six punts for 43 yards (7.2 avg.)...played in eight games as a freshman in 1996...served as a reserve cornerback in three contests before moving to tailback for the final five games...recorded seven tackles (six solos)...returned 17 kickoffs for 445 yards (26.2 avg.) and three punts for 18 yards (6.0 avg.)...carried 20 times for 88 yards (4.4 avg.) and caught six passes for 47 yards (7.8 avg.)...majored in business.

PERSONAL: Has a daughter Ariana Mia (9/29/01)...played in five games at Maine Central Institute (Prep School) in 1995...was a Reebok, *Street & Smith's* and *Blue Chip Illustrated* All-American selection, twice earning All-Conference honors as a defensive back and running back at Harrisburg (Pa.) High...lettered four times in football...lettered three times in both track and basketball...was a member of the National Honor Society...is the oldest of five children (four sisters) of Jacqueline and Dr. H. Major Poteat...Full name: Henry Major Poteat II.

POTEAAT'S GAME-BY-GAME STATISTICS

		KICKOFF RETURNS					PUNT RETURNS					
2002												
Date	Opponent	No.	Yds.	Avg.	LG	TD	No.	FC	Yds.	Avg.	LG	TD
9/9	at New England	2	45	22.5	250	0	0	0	0.0	—	0	
9/15	OAKLAND	INACTIVE										
9/29	CLEVELAND	0	0	0.0	—0	0	0	0	0.0	—	0	
10/6	at New Orleans	0	0	0.0	—0	0	0	0	0.0	—	0	
10/13	at Cincinnati	0	0	0.0	—0	0	0	0	0.0	—	0	
10/21	INDIANAPOLIS	0	0	0.0	—0	0	0	0	0.0	—	0	
12/15	CAROLINA	0	0	0.0	—0	4	0	29	7.3	11	0	
12/23	at Tampa Bay	0	0	0.0	—0	0	0	0	0.0	—	0	
12/29	BALTIMORE	3	58	19.3	220	0	0	0	0.0	—	0	
SEASON TOTALS		5	103	20.6	25-0	4	0	29	7.3	11	0	
POSTSEASON												
1/5	CLEVELAND	4	55	13.8	200	0	0	0	0.0	—	0	
1/11	at Tennessee	0	0	0.0	—0	0	0	0	0.0	—	0	
POSTSEASON TOTALS		4	55	13.8	200	0	0	0	0.0	—	0	

2001		No.	Yds.	Avg.	LG	TD	No.	FC	Yds.	Avg.	LG	TD
Date	Opponent											
9/9	at Jacksonville	0	0	0.0	—	0	3	1	27	9.0	14	0
9/30	at Buffalo	0	0	0.0	—	0	6	0	91	15.2	39	0
10/7	CINCINNATI	1	30	30.0	30	0	3	2	23	7.7	19	0
10/14	at Kansas City	0	0	0.0	—	0	4	2	25	6.3	23	0
10/21	at Tampa Bay	1	19	19.0	19	0	2	1	10	5.0	9	0
10/29	TENNESSEE	2	31	15.5	17	0	2	1	31	15.5	31	0
11/4	BALTIMORE	2	34	17.0	18	0	5	0	21	4.2	19	0
11/11	at Cleveland	3	39	13.0	29	0	4	2	32	8.0	15	0
11/18	JACKSONVILLE	0	0	0.0	—	0	4	2	25	6.3	10	0
11/25	at Tennessee	2	26	13.0	14	0	2	2	7	3.5	4	0
12/2	MINNESOTA	3	34	11.3	15	0	1	0	0	0.0	—	0
12/9	N.Y. JETS	INACTIVE										
12/16	at Baltimore	2	37	18.5	20	0	0	0	0	0.0	—	0
12/23	DETROIT	INACTIVE										
12/30	at Cincinnati	INACTIVE										
1/6/02	CLEVELAND	0	0	0.0	—	0	0	1	0	0.0	—	0
SEASON TOTALS		16	250	15.6	30	0	36	14	292	8.1	39	0

POSTSEASON

1/20	BALTIMORE	INACTIVE										
1/27	NEW ENGLAND	INACTIVE										



POTEAAT'S GAME-BY-GAME STATISTICS (cont.)

		KICKOFF RETURNS						PUNT RETURNS					
2000													
Date	Opponent	No.	Yds.	Avg.	LG	TD		No.	FC	Yds.	Avg.	LG	TD
9/3	BALTIMORE	1	25	25.0	25	0		0	0	0	0.0	—	0
9/17	at Cleveland	4	81	20.3	30	0		2	0	43	21.5	30	0
9/24	TENNESSEE						DNP						
10/1	at Jacksonville	1	31	31.0	31	0		3	0	51	17.0	31	0
10/8	at N.Y. Jets	0	0	0.0	—	0		3	0	25	8.3	11	0
10/15	CINCINNATI	0	0	0.0	—	0		6	2	78	13.0	39	0
10/22	CLEVELAND	0	0	0.0	—	0		4	1	74	18.5	54	0
10/29	at Baltimore	3	63	21.0	24	0		0	1	0	0.0	—	0
11/5	at Tennessee	1	23	23.0	23	0		1	0	0	0.0	—	0
11/12	PHILADELPHIA	2	39	19.5	26	0		3	0	5	1.7	7	0
11/19	JACKSONVILLE	2	29	14.5	20	0		4	0	28	8.0	9	0
11/26	at Cincinnati	1	19	19.0	19	0		1	1	0	0.0	—	0
12/3	OAKLAND	3	54	18.0	24	0		2	0	23	11.5	13	0
12/10	at N.Y. Giants	5	88	0.0	22	0		0	0	0	0.0	0	—
12/16	WASHINGTON	0	0	0.0	—	0		2	2	56	28.0	53	1
12/24	at San Diego	1	13	13.0	13	0		5	0	84	16.8	35	0
SEASON TOTALS		24	465	19.4	31	0		36	7	467	13.0	54	1

POTEAAT'S CAREER STATISTICS

Regular Season

TACKLES								INTERCEPTIONS					
	Solo	AT	Tot.	Sp.T.	Sacks	FF	FR	No.	Yds.	Avg.	LG	TD	
2000 Pittsburgh (AFC)	0	0	0	7	0.0	0	0	2000 Pittsburgh (AFC)	0	0	0.0	—	0
2001 Pittsburgh (AFC)	1	0	1	6	0.0	0	0	2001 Pittsburgh (AFC)	0	0	0.0	—	0
2002 Pittsburgh (AFC)	10	0	10	9	0.0	0	0	2002 Pittsburgh (AFC)	0	0	0.0	—	0
NFL Totals (3 years)	10	0	10	25	0.0	0	0	NFL Totals (3 years)	0	0	0.0	—	0

KICKOFF RETURN						PUNT RETURN						
	No.	Yds.	Avg.	LG	TD	No.	FC	Yds.	Avg.	LG	TD	
2000 Pittsburgh (AFC)	24	465	19.4	31	0	2000 Pittsburgh (AFC)	36	7	467	13.0	54	1
2001 Pittsburgh (AFC)	16	250	15.6	30	0	2001 Pittsburgh (AFC)	36	14	292	8.1	39	0
2002 Pittsburgh (AFC)	5	103	20.6	25	0	2002 Pittsburgh (AFC)	4	0	29	7.3	11	0
NFL Totals (3 years)	45	818	18.2	31	0	NFL Totals (3 years)	80	20	788	9.85	54	1

Postseason

TACKLES							INTERCEPTIONS					
Solo	AT	Tot.	Sp.T.	Sacks	FF	FR	No.	Yds.	Avg.	LG	TD	
2002 Pittsburgh (AFC)	2	0	2	0	0.0	0 0	2002 Pittsburgh (AFC)	0	0	0.0	— 0	
NFL Totals (2 years)	2	0	2	0	0.0	0 0	NFL Totals (3 years)	0	0	0.0	— 0	

KICKOFF RETURN						PUNT RETURN					
No.	Yds.	Avg.	LG	TD		No.	FC	Yds.	Avg.	LG	TD
2002 Pittsburgh (AFC)	4	55	13.8	20	0	2002 Pittsburgh (AFC)	0	0	0	0.0	— 0
NFL Totals (2 years)	4	55	13.8	20	0	NFL Totals (3 years)	0	0	0	0.0	— 0



82 ANTWAAN RANDLE EL

WIDE RECEIVER

**HEIGHT**—5-9**WEIGHT**—191**COLLEGE**—Indiana**BIRTHDATE**—August, 17, 1979**BIRTHPLACE**—Riverdale, Ill.**HOW ACQUIRED**—D2-'02 (#30, 62)**NFL EXPERIENCE**—2nd Year**GAMES PLAYED-STARTED/POSTSEASON**-'02 (16-0/2-0)**CAREER TOTALS**: 16-0 (2-0)

PRO: Is a rare athlete with electrifying moves...has an uncanny ability to get open and adjust to the football, while possessing exceptional hands...also developed into a quality punt and kick returner with the ability to take it the distance on any given return. **2002:** Made quite a pro debut, making one spectacular play after another...was selected to the *Pro Football Weekly* All-AFC Rookie Team as a punt returner... finished third on the team with 47 receptions for 489 yards and two TDs...averaged 10.4 yards a catch...also had 134 rushing yards on 19 carries...led the team with 733 kickoff return yards on 32 returns, a 22.9-yard average, including a 99-yard return for a TD...also led the team with 733 punt-return yards on 37 returns for a 6.9-yard average...completed seven-of-eight passes for 45 yards...caught six passes for 87 yards in season-opener at New England (9/9) for a team-high 14.5-yard average...also had one rushing attempt for nine yards...returned two punts for nine yards...caught two passes for 23 yards versus Oakland (9/15) and had one run for 10 yards...also returned two punts for 17 and three kickoffs for 77 yards, a 25.7-yard average...displayed his elusiveness and versatility once again versus Cleveland (9/29)...caught five passes for 51 yards (10.2-yard average) and had two rushing attempts for eight yards...also returned four punts for 14 yards and three kickoffs for 81 yards, including a long of 33 yards...tied Hines Ward for the team lead at New Orleans (10/6) with five receptions for 48 yards...also returned three punts for 35 yards and nearly broke one for 29 yards late in the fourth quarter, his longest punt return of the season...had four kickoff returns for 69 yards, a 17.3 average...had another spectacular day at Cincinnati (10/13) and was selected as the AFC Rookie of the Week for his performance...scored his first TD as a pro, returning the second-half kickoff 99 yards—on a fake reverse—for the second-longest kickoff return in Steelers history and the first kickoff return for a TD since Dec. 24, 2000...also had a nifty run on a reverse for 24 yards and had one reception for 25 yards...compiled 43 total yards versus Indianapolis (10/21)...caught one pass for nine yards and had three rushing attempts for 27 yards, including a 16-yarder...also had one kickoff return for seven yards...accumulated 105 total yards at Baltimore (10/27), including 86 on returns...nearly broke his second kickoff for a TD, stumbling after breaking the contain, for a 37-yard return...finished with two kickoff returns for 55 yards...also had a long punt return of 16 yards on two returns (for 31 yards)...caught one pass for three yards and had one rushing attempt for 16

yards...lined up at receiver running back and quarterback in the Steelers' mixture of trick plays at Cleveland (11/3)...had three receptions for 18 yards...also completed two-of-two passes for 26 yards, including a 25-yard shuttle pass to Amos Zereoue...also ran once for two yards...returned one punt for 11 yards and one kickoff for 12 yards...totaled 132 yards versus Atlanta (11/10), including 74 yards from scrimmage...ran twice for 23 yards, including a long of 13, and had three receptions for 36 yards, including a 36-yard catch...returned four punts for 23 yards, but had a costly fumble midway through the fourth quarter that began Atlanta's comeback...was second on the team with five receptions for 26 yards at Tennessee (11/17)...also returned one punt for 13 yards and two kickoffs for 32 yards...caught two passes for 10 yards versus Cincinnati (11/24) and ran once for minus-two yards...attempted one pass to Plaxico Burress that was led to a Bengals' pass interference penalty...returned four punts for 27 yards, a 6.8-yard average, and one kickoff for 20 yards...was held without a reception at Jacksonville (12/1) for the first time during the season...completed one pass but for minus-one yard...returned three punts for six yards and three kickoffs for 79 yards, including a long of 30 yards...had an active day in all phases versus Houston (12/8)...committed two critical turnovers, a fumble after a nice reception and a muffed punt...caught eight passes for 88 yards, including a long of 26...also had one carry for 11 yards and threw one pass for a yard...returned six punts for 40 yards...had one reception for five yards versus Carolina (12/15) and two rushing attempts for 10 yards...also threw a pass for six yards and returned three kickoffs for 33 yards...scored his first offensive TD at Tampa Bay (12/23) on an 11-yard pass from Tommy Maddox on the Steelers' initial drive of the game...also had one carry for four yards and was 1-of-1 for eight yards in passing...returned three punts for 33 yards, an 11-yard average and one kickoff for 21 yards...scored his second offensive touchdown of the season in as many weeks versus Baltimore (12/29) on an eight-yard, eventual game-winning pass from Tommy Maddox...finished with three receptions for 34 yards and one rushing attempt for two yards...also returned three kickoffs for 86 yards for an impressive 28.7-yard average...had a long of 45 yards...returned his first punt for a touchdown in his career—66 yards—and also the first by Steeler in postseason history in Wild Card game versus Cleveland (1/5)...had an active day as a receiver and returner...caught five passes for 85 yards, including a long of 30...also had one run for three yards...returned four punts for 77 yards, a 19.3-yard average...returned two kickoffs for 31 yards, a 15.5-yard average...compiled 135 yards in total offense in Divisional Playoff game at Tennessee (1/11)...finished with four receptions for 53 yards, including a long of 30 yards...also had one run for 11 yards...averaged seven yards on two punt returns (14 total yards) and 19 yards on three kickoff returns (57 total yards).

COLLEGE: Finished college career as the most statistically productive dual-threat quarterback in NCAA history...gained 11,384 total yards with 86 touchdowns on 1,917 plays, averaging 258.7 yards per game in total offense...is the only player in NCAA Division I-A history to reach 6,000 yards passing and 3,000 yards rushing and also the only player to pass for 40 touchdowns and score 40 touchdowns...completed 528-of-1,060 passes (49.8%) for 7,489 yards and 42 touchdowns in 44 games...rushed for 3,895 yards and 44 scores on 857 carries (4.5 avg)...caught seven passes for 90 yards (12.9 avg) and a touchdown...punted 17 times for 569 yards (33.5 avg) and returned 16 punts for 149 yards (9.3 avg)...was an All-American and All-Big Ten Conference first-team selection as an all-purpose back by *The NFL Draft Report* as a senior in 2001...added national first-team honors from the Football Writers Association...was a second-team All-Big Ten Conference choice as a junior

...was a two-time (1999 and 2000) semi-finalist for the Davey O'Brien Award, given to the nation's top quarterback...voted Big Ten Freshman of the Year in 1998...majored in sports communications and broadcast.

PERSONAL: Ranked as one of the top five football prospects in the Midwest following his senior season at Thornton High in Harvey, Ill...voted first-team All-State and the Illinois Gatorade Player-of-the-Year in 1996...rushed for 1,442 yards and 15 touchdowns and passed for 1069 yards and 12 touchdowns as a senior...led his basketball team to back-to-back state runner-up finishes as a junior and senior and led the state of Illinois in assists in 1997...was a 14th-round draft selection of the Chicago Cubs in 1997...is the son of Jacqueline and Curtis Randle El...older brother, Curtis, was a defensive back at Indiana (1996-99) who played in 32 career games (19 starts)...has a younger brother, Marcus...Full name: Antwaan Randle El.

RANDLE EL'S GAME-BY-GAME STATISTICS

		RECEIVING					RUSHING				
2002		No.	Yds.	Avg.	LG.	TD	No.	Yds.	Avg.	LG.	TD
Date	Opponent										
9/9	at New England	6	87	14.5	27	0	1	9	9.0	0	9
9/15	OAKLAND	2	23	11.5	17	0	1	10	10.0	0	10
9/29	CLEVELAND	5	51	10.2	20	0	2	8	4.0	0	8
10/6	at New Orleans	5	48	9.6	22	0	1	-10	-10.0	0	-10
10/13	at Cincinnati	1	25	25.0	25	0	1	24	24.0	0	24
10/21	INDIANAPOLIS	1	9	9.0	9	0	3	27	9.0	0	16
10/27	at Baltimore	1	3	3.0	3	0	1	16	16.0	0	16
11/3	at Cleveland	3	18	6.0	6	0	1	2	2.0	0	2
11/10	ATLANTA	3	51	17.0	36	0	2	23	11.5	0	13
11/17	at Tennessee	5	26	5.2	9	0	0	0	0.0	0	—
11/24	CINCINNATI	2	10	5.0	5	0	1	-2	-2.0	0	-2
12/1	at Jacksonville	0	0	0.0	—	0	0	0	0.0	0	—
12/8	HOUSTON	8	88	11.0	26	0	1	11	11.0	0	11
12/15	CAROLINA	1	5	5.0	5	0	2	10	5.0	0	5
12/23	at Tampa Bay	1	11	11.0	11	1	1	4	4.0	0	4
12/29	BALTIMORE	3	34	11.3	14	1	1	2	2.0	0	2
SEASON TOTALS		47	489	10.4	36	2	19	134	7.1	0	24
POSTSEASON											
1/5	CLEVELAND	5	85	17.0	30	0	1	3	3.0	0	3
1/11	at Tennessee	4	53	13.3	30	0	1	11	11.0	0	11
POSTSEASON TOTALS		9	138	15.3	30	0	2	14	7.0	0	11

		KICKOFF RETURNS					PUNT RETURNS				
Date	Opponent	No.	Yds.	Avg.	LG.	TD	No.	FC Yds.	Avg.	LG.	TD
9/9	at New England	0	0	0.0	—	0	2	2	9	4.5	9
9/15	OAKLAND	3	77	25.7	31	0	2	1	17	8.5	14
9/29	CLEVELAND	3	81	27.0	33	0	4	1	14	3.5	7
10/6	at New Orleans	4	69	17.3	20	0	3	0	35	11.7	29
10/13	at Cincinnati	1	99	99.0	99	1	1	0	-1	-1.0	-1
10/21	INDIANAPOLIS	1	7	7.0	7	0	1	0	0	0.0	—
10/27	at Baltimore	2	55	27.5	37	0	2	0	31	15.5	19
11/3	at Cleveland	1	12	12.0	12	0	1	2	11	11.0	11

RANDLE EL'S GAME-BY-GAME STATISTICS (cont.)

	KICKOFF RETURNS						PUNT RETURNS					
11/10 ATLANTA	2	36	18.0	23	0		4	3	23	5.8	22	0
11/17 at Tennessee	2	32	16.0	18	0		1	1	13	13.0	13	0
11/24 CINCINNATI	1	20	20.0	20	0		4	0	27	6.8	15	0
12/1 at Jacksonville	3	79	26.3	30	0		3	1	6	2.0	6	0
12/8 HOUSTON	2	26	13.0	15	0		6	0	40	6.7	13	0
12/15 CAROLINA	3	33	11.0	18	0		0	0	0	0.0	—	0
12/23 at Tampa Bay	1	21	21.0	21	0		3	0	33	11.0	22	0
12/29 BALTIMORE	3	86	28.7	45	0		0	0	0	0.0	—	0
SEASON TOTALS	32	733	22.9	99t	1		37	11	257	6.9	29	0
POSTSEASON												
1/5 CLEVELAND	2	31	15.5	18	0		4	2	77	19.3	66t	1
1/11 at Tennessee	3	57	19.0	32	0		2	1	14	7.0	9	0
POSTSEASON TOTALS	5	88	17.6	32	0		6	3	91	15.2	66t	1

Randle El's Career Single-Game Highs

Regular Season	Postseason
Receptions- 8 (12/8/02 vs. Houston)	Receptions-5 (1/5/03 vs. Cleveland)
Yards Receiving- 88 (12/8/02 vs. Houston)	Yards Receiving- 85 (1/5/03 vs. Cleveland)
Longest Reception- 36 (11/10/02 vs. Atlanta)	Longest Reception- 30 (twice, Last: 1/11/03 at Tenn.)
TDs Receiving- 1 (twice, Last: 12/29/02 vs. Balt.)	TDs Receiving- 0
Kickoff Returns- 4 (10/6/02 at New Orleans)	Kickoff Returns- 3 (1/11/03 at Tennessee)
Kickoff Return Yards- 99 (10/13/02 at Cincinnati)	Kickoff Return Yards- 57 (1/11/03 at Tennessee)
Longest Kickoff Return- 99t (10/13/02 at Cincinnati)	Longest Kickoff Return- 32 (1/11/03 at Tennessee)
Punt Returns- 6 (12/8/02 vs. Houston)	Punt Returns- 4 (1/5/03 vs. Cleveland)
Punt Return Yards- 40 (12/8/02 vs. Houston)	Punt Return Yards- 77 (1/5/03 vs. Cleveland)
Longest Punt Return- 29 (10/6/02 at New Orleans)	Longest Punt Return- 66t (1/5/03 vs. Cleveland)

RANDLE EL'S CAREER STATISTICS**Regular Season**

RECEIVING	No.	Yds.	Avg.	LG	TD	RUSHING	No.	Yds.	Avg.	LG	TD
2002 Pittsburgh (AFC)	47	489	10.4	36	2	2002 Pittsburgh (AFC)	19	134	7.1	24	0
NFL Totals (1 year)	47	489	10.4	36	2	NFL Totals (1 year)	19	134	7.1	24	0

PUNT RETURN	No.	FC	Yds.	Avg.	LG	TD	KICKOFF RETURN	No.	Yds.	Avg.	LG	TD
2002 Pittsburgh (AFC)	37	11	257	6.9	29	0	2002 Pittsburgh (AFC)	32	733	22.9	99t	1
NFL Totals (1 year)	37	11	257	6.9	29	0	NFL Totals (1 year)	32	733	22.9	99t	1

Postseason

RECEIVING	Att.	Yds.	Avg.	LG	TD	RUSHING	No.	Yds.	Avg.	LG	TD
2002 Pittsburgh (AFC)	9	138	15.3	30	0	2002 Pittsburgh (AFC)	2	14	7.0	11	0
NFL Totals (1 year)	9	138	15.3	30	0	NFL Totals (1 year)	2	14	7.0	11	0

PUNT RETURN	No.	FC	Yds.	Avg.	LG	TD	KICKOFF RETURN	No.	Yds.	Avg.	LG	TD
2002 Pittsburgh (AFC)	6	3	91	15.2	66t	1	2002 Pittsburgh (AFC)	5	88	17.6	32	0
NFL Totals (1 year)	6	3	91	15.2	66t	1	NFL Totals (1 year)	5	88	17.6	32	0

3 JEFF REED

PLACEKICKER



HEIGHT — 5-11
WEIGHT — 215
COLLEGE — North Carolina
BIRTHDATE — April 9, 1979
BIRTHPLACE — Kansas City, Mo.
HOW ACQUIRED — FA - '02
NFL EXPERIENCE — 2nd Year
GAMES PLAYED-STARTED/POSTSEASON — '02 (6-0/2-0)
CAREER TOTALS: 6-0 (2-0)

PRO: Signed with the Steelers as a free agent, Nov. 19, 2002...agreed to terms with the Saints as a rookie free agent. April 23, 2002...was signed as a rookie free agent with the New Orleans Saints before being released Aug. 26 and converted both field-goal attempts and made all three PATs he attempted during the 2002 preseason. **2002:** Had an excellent season, converting 17-of-19 field goals (89.5 percent) and 25-of-26 PAT attempts...scored eight points in his pro debut versus Cincinnati (11/24), including three on an eventual game-winning 45-yard field goal...his only mistake on the day was a missed PAT attempt...also had a 51-yard field goal attempt sail wide...had a record-setting performance at Jacksonville (12/1) in just his second appearance...tied a Steelers record with six field goals, including the eventual game-winning 50-yarder...tied for second-highest field goal total in NFL history...scored 20 of the team's 25 points...connected on two-of-three field goal attempts versus Houston (12/8)...had a string of 11 straight end when he missed a 43-yarder in the fourth quarter...was perfect on six kicks versus Carolina (12/15)—three PATs and three field-goal attempts—for 12 points...converted field goals of 36, 41 and 23 yards...converted both PAT attempts and his only field-goal attempt of 26 yards at Tampa Bay (12/23) for a five-point day...continued his remarkable season versus Baltimore (12/29)...connected on all four of his kicks—two field goals (23 and 48) and both PAT attempts...finished with eight points...missed his only field-goal attempt (46 yards) in Wild Card game versus Cleveland (1/5) but converted all four of his PAT attempts...converted three-of-four field-goal attempts at Tennessee (1/11), missing a 44-yard attempt...made both PAT attempts.

COLLEGE: Had never kicked in a college game until the 2000 season, but emerged as one of the most consistent kickers in the country over his two college seasons...entered the 2000 season as a walk-on, but earned a scholarship with his results...was an honorable mention All-ACC pick as a senior and a second-team All-ACC player as a junior...made 16-of-20 field goal attempts and 30-of-30 extra point attempts and was one of 20 semifinalists for the Lou Groza Award, given annually to the nation's top kicker...connected on 28-of-36 field goal attempts and 66-of-67 extra point tries...set a UNC record with 66 consecutive extra points...established a career best as a senior in 2001 with a 49-yard field goal against East Carolina with 2:48 remaining to help seal UNC's 24-21 win...connected

on 12-of-16 field goal attempts as a senior...was also first-team Academic All-ACC...majored in journalism with a minor in communications.

PERSONAL: Earned all-conference and all-country honors at East Mecklenburg High School in Charlotte...kicked a 54-yard field goal, the longest in school history and the second-longest in state history...played four years of soccer and set school records for assists in a game, season and career...earned all-conference honors and led his team to the state finals...was a member of the National Honor Society and Spanish National Honor Society...his father, Morris, played basketball for Wichita State and his mother, Pam, was a cheerleader for Wichita State...his sister, Kristen, played soccer at UNC-Charlotte and one year professionally for the Carolina Speed.... Full name: Jeffrey Montgomery Reed.

REED'S GAME-BY-GAME STATISTICS

2002

Date	Opponent	FGM-A	Lg.Bikd.	PA/M	Pts.	1-19	20-29	30-39	40-49	50+	
11/24	CINCINNATI	3-4	45	0	2-3	11	0-0	0-0	1-1	2-2	0-1
12/1	at Jacksonville	6-6	50	0	1-1	19	0-0	2-2	2-2	1-1	1-1
12/8	HOUSTON	2-3	40	0	0-0	6	0-0	0-0	1-1	1-2	0-0
12/15	CAROLINA	3-3	41	0	3-3	12	0-0	1-1	1-1	1-1	0-0
12/23	at Tampa Bay	1-1	26	0	2-2	5	0-0	1-1	0-0	0-0	0-0
12/29	BATLMORE	2-2	48	0	2-2	8	0-0	1-1	0-0	1-1	0-0
SEASON TOTALS		17-19	50	0	10-11	61	0-0	5-5	5-5	6-7	1-2

POSTSEASON

1/5	CLEVELAND	0-1	—	0	4-4	4	0-0	0-0	0-0	0-1	0-0
1/11	at Tennessee	3-4	40	0	2-2	11	0-0	0-0	2-2	1-2	0-0
POSTSEASON TOTALS		3-5	40	0	6-6	15	0-0	0-0	2-2	1-3	0-0

Reed's Career Single-Game Highs

Regular Season

Most Points— 19 (12/1/02 at Jacksonville)
 Most FGs Attempted— 6* (12/1/02 at Jacksonville)
 Most FGs Made— 6 (12/1/02 at Jacksonville)
 Most Missed FGs— 1 (Several times, Last: 12/8/02 vs. Houston)
 Longest FG— 50 (12/1/02 vs. Minnesota)
 Longest FG Attempted— 51 (11/24/02 vs. Cincinnati)
 Most PATs Made— 3 (12/15/02 vs. Carolina)
 Most Consecutive PATs— 8 (began 12/1/02 at Jack.)

Postseason

Most Points— 11 (1/11/03 at Tennessee)
 Most FGs Attempted— 4 (1/11/03 at Tennessee)
 Most FGs Made— 3 (1/11/03 at Tennessee)
 Most Missed FGs— 1 (1/11/03 at Tennessee)
 Longest FG— 40 (1/11/03 at Tennessee)
 Longest FG Attempted— 46 (1/5/03 vs. Cleveland)
 Most PATs Made— 4 (1/5/03 vs. Cleveland)
 Most Consecutive PATs— 6 (began 1/5/03 vs. Cleveland)

REED'S CAREER STATISTICS

Year	Team	PAT	ATT	FG	ATT	FG%	LG	Pts.
2002	Pittsburgh (AFC)	11	10	17	19	.895	50	61
NFL Totals (1 year)		11	10	17	19	.895	50	61

FIELD GOALS

Year	Team	11-19	20-29	30-39	40-49	50+	Total	FG%
2002	Pittsburgh (AFC)	0-0	5-5	5-5	6-7	1-2	17-19	.895
NFL Totals (1 year)		0-0	5-5	5-5	6-7	1-2	17-19	.895
		(.000)	(1.00)	(1.00)	(.857)	(.500)	(.895)	



85 JAY RIEMERSMA

TIGHT END



(pronounced REEM-erz-muh)

HEIGHT—6-5

WEIGHT—252

COLLEGE—Michigan

BIRTHDATE—May 17, 1973

BIRTHPLACE—Zeeland, Mich.

HOW ACQUIRED—UFA ('03 from Buffalo)

NFL EXPERIENCE—8th Year

GAMES PLAYED-STARTED/POSTSEASON—'96 (0-0/0-0), '97 (16-8/0-0), '98 (16-4/1-0), '99 (14-11/1-0), '00 (12-12/0-0), '01 (16-15/0-0), '02 (16-15/0-0)

CAREER TOTALS: 90-65 (2-0)

PRO: Is an excellent receiving tight end who could add another dimension to the position for the Steelers...joined the team as an unrestricted free agent from Buffalo March 19, 2003, and signed to a three-year contract...finished his Bills' career 10th on the team's all-time receptions list with 204 career catches, second all-time among Bills' tight ends...has started in 65 of 90 games, compiling 2,304 receiving yards and 20 TDs...was selected with the second of Buffalo's two seventh round selections in the 1996 NFL draft (244th overall). **2002:** Caught 32 passes for 350 yards with no TDs...finished his seventh season with the Bills...appeared in all 16 games and started 14...caught one pass for 11 yards in the season opener versus N.Y. Jets (9/8)...caught two passes for 38 yards at Minnesota (9/15)...collected his 176th career catch with his three-yard reception in the first quarter...has caught a pass in 42-of-44 games...finished with four receptions for 44 yards at Denver (9/22)...recorded four catches for 46 yards one of which was a 29-yard reception in the fourth quarter, two plays later Bills took the lead vs. Chicago (9/29)...finished with one catch for 17 yards versus Oakland (10/6), which has given him a catch in 44 of 46 games...caught three passes for 24 yards at Houston (10/13)...moved into second on the club list for receptions by a Bills TE with 188...caught one reception for 11 yards at Miami (10/20)...caught two passes for 18 yards to increase his career receptions to 190 (ninth on the club's all-time receptions for TE) versus Detroit (10/27)...helped the Bills offense score their only touchdown before leaving the game with a back injury versus New England (11/3)...recorded his 191st career reception on a 16-yard catch to move into 10th on the club's all-time reception list at Kansas City (11/17)...recorded two receptions for 22 yards at N.Y. Jets (11/24)...caught one reception (marking his 194th career catch and putting him second on club list for receptions by tight ends) for eight-yards in win versus Miami (12/1)...tied his season-high four receptions for 39 yards in loss at New England (12/8)...has caught a pass in 13 of 14 games this season and ranks second on the club list for receptions by Bills TE (199)...finished the game with one catch for three yards in win versus San Diego (12/15)...became the 10th Bill with 200 career receptions with first reception, for 11-yard gain in the first quarter, finished the game with three receptions for 31 yards in loss at Green Bay (12/22)...finished the game with



two receptions for 22 yards (longest being 15-yards) in win versus Cincinnati (12/29). **2001:** Appeared in all 16 games and started 15 at tight end (the only game he didn't start was Dec. 9 versus Carolina when the team opened in a three-wide receiver set)...finished with 590 receiving yards to rank fourth on the team and his 53 receptions were a new career-high (previous: 37 in 1999)...became just the second tight end in team history to record a 50-catch season (Pete Metzelaars, 68 in 1993)...caught at least one pass in every game but one (at Atlanta 12/23)...had his best day of the year in Game 15 at N.Y. Jets (12/30) when he had 78 receiving yards on a career-high eight receptions...had a huge play on the Bills' first TD drive when he caught a 21-yarder on 4th-and-7 from the Jets' 30...had a 24-yard grab at Jax (10/18) and had five catches for 43 yards in all...made his longest catch of the season to that point with a 25-yard reception at San Diego (10/28); the catch came in the game's final minute and moved the Bills to the San Diego 26, setting up a game-tying FG try that was blocked...scored the 19th TD of his career on the 27-yard reception in fourth quarter versus Indianapolis (11/4)...had a season-long 36-yard reception at New England (11/11) that was his second longest of his career...recorded his 20th of career TD catch versus Seattle (11/18) on a six-yard reception...finished the game with four catches for 58 yards versus Carolina (12/9)...caught a season-best eight passes for 78 yards at N.Y. Jets (12/30)...caught four passes for 40 yards in season finale at Miami (1/6). **2000:** Entered the season as a starter for the second season in a row...finished with 31 receptions and 372 yards in 12 games (missed four games due to knee injury)...caught two passes for nine yards in the opener vs. Tennessee (9/3)...posted the second multi-touchdown game of his career versus Green Bay (9/10), finishing with four receptions for 70 yards...caught three receptions for 48 yards on the game's opening drive at N.Y. Jets (9/17) before injuring his knee and not returning...missed the following four weeks with knee injury...returned to the lineup versus N.Y. Jets (10/29) and caught one pass for 13 yards...caught his third touchdown of the season at New England (11/5), finishing with a then career-best six receptions for 49 yards...caught four passes for 41 yards at Kansas City (11/19) with one touchdown...had another TD reception called back due to a penalty...finished with a season-best 82 yards receiving on five receptions at Tampa Bay (11/26)...ended his personal-best 22-game reception streak at Indianapolis (12/11)...caught one pass for 19 yards versus New England (12/17)...caught his fifth touchdown of the season in the finale at Seattle (12/23). **1999:** Had an outstanding season in his first as the Bills' number-one tight end...matched his totals from the previous two seasons combined with 496 receiving yards; despite missing two games due to injury...still ranked fifth among AFC tight ends in receiving yards, sixth in receptions (37) and tied for third in TDs (4)...played in 14 games and started 11...began his third season with the Bills by starting at Indianapolis (9/12) where he had an apparent TD called back due to a penalty in the third quarter...notched his first receptions of the season vs. N.Y. Jets (9/19) with two catches for 29 yards...caught two passes against versus Philadelphia (9/26), including his first TD of the season (9th of career) on a 15-yard pass from Doug Flutie that gave the Bills their first touchdown of the afternoon...had a big Monday Night at Miami (10/4), catching a team-high four passes for a then career-high 85 yards...caught his second touchdown of the season versus Pittsburgh (10/10) on a throw from Flutie, when he went the opposite direction of the play and was wide open for an eight-yard TD...caught four balls for 35 yards against the Steelers...caught two passes for 26 yards vs. Oak. (10/17)...dressed but did not



start at Sea. (10/24) due to a groin injury; entered the game for just one play but made it count as he caught his third touchdown of the season on a one-yard pass from Flutie...caught a game-high and career-high 86 yards on 4 catches in win at Was. (11/7)...caught two passes for 41 yards at N.Y. Jets (11/21)...was inactive versus New England (11/28) and versus N.Y. Giants (12/12)...returned to the lineup at Arizona (12/19) and caught five passes for 62 yards...scored a TD and led the Bills with a game-high six receptions (for 39 yards) at New England (12/26)...made second career postseason appearance in Wild Card game at Tennessee (1/8) but had no receiving numbers. **1998:** Enjoyed a breakout year and tied the Bills single-season record for touchdowns by a tight end with six (Pete Metzelaars, 1992)...also set a career high in receiving yards (288)...played in all 16 games for the second straight year and started four times when the Bills opened in the two-tight end set (with Lonnie Johnson)... starts came at Miami (9/13), versus Miami. (11/1), versus N.Y. Jets (12/19) and at New Orleans (12/27)...caught first TD of the year on a 16-yard pass from Rob Johnson in game 3 versus St. Louis (9/20)...had a seven-yard TD from Flutie at Indianapolis (10/11)...recorded first multi-TD game of his career vs. Miami (11/1) when he grabbed a pair...recorded season highs in catches (four) and yards (51) versus New England (11/15) and also added his fifth TD of the season...had a then career-best 28 yard catch at Cin. (12/6) and recorded his 6th TD of the year vs. Oakland (12/13)...played in his first career playoff game in Wild Card contest at Mia. (1/2) and had one catch for four yards. **1997:** After failing to see any action in his first season with the Bills, quickly made an impact in 1997...saw his first NFL action in season opener versus Minnesota (8/31) and responded with four catches for 54 yards and a 19-yard TD on a pass from college teammate Todd Collins, which was his first career reception making him just the 16th player in team history to do so...made his first NFL start the next week at N.Y. Jets (9/7) when the Bills opened in two-tight end set; scored the game-winning TD in the fourth quarter with a 10-yard tightrope catch along the sideline...began his NFL career with catches in his first four contests and seven of first eight games...played in all 16 games and started eight times as a second TE...had a season-high five catches at Tennessee (11/23)...caught a pass for a two-point conversion from Alex Van Pelt in finale at Green Bay (12/20)...finished the season with 26 catches for 208 yards and two TDs. **1996:** Spent the first six games of the season on Bills' Developmental Squad...signed to the active roster Oct. 15...was inactive each game the remainder of the season and the Wild Card playoff.

COLLEGE: Was a former quarterback at Michigan who made a smooth and rapid adjustment to tight end...served as UM's holder for FGs and PATs for four years...hooked up with Bills' QB Todd Collins for his two touchdown receptions in '94...was second-team All Big 10 selection after ranking third on the team with 41 receptions for 370 yards in '95...earned All-Big 10 honorable mention and All-Big 10 Academic Team in '94...served as reserve QB in '92 & '93...selected as the recipient of the Meyer Morton Award in spring drills after '93 season, given to the player who showed the greatest development as he shifted to TE, earning the starting job...was redshirted as a freshman.

PERSONAL: Was All-Midwest selection by Super Prep and Tom Lemming's Prep Football Report at Zeeland (Mich.) High...was finalist for USA Today Michigan Player of the Year Award...Dream Team *Blue Chip* choice by Detroit Free Press...won the Michigan chapter of the National Football Foundation Hall of Fame Scholar-

Athlete Award...started three years on basketball team, twice earning all-conference, all-area and all-state honors...has supported the "Kids Escaping Drugs" program for several years and served as the Bills' spokesperson for the Buffalo City Mission...also had been involved in the "Rush for Reading" program and is very active with "Athletes in Action"...is married, wife Cara, with a daughter Sophia Grace (6/19/00) and Allen Jay III "Trip" (12/9/02)...was a communications-law major. Full name: Allen Jay Riemersma.

RIEMERSMA'S GAME-BY-GAME STATISTICS

2002

Date	Opponent	No.	Yds.	Avg.	LG	TD
9/1	at Jacksonville	1	8	8.0	8	0
9/8	N.Y. JETS	1	11	11.0	11	0
9/15	at Minnesota	2	38	19.0	28	0
9/22	at Denver	4	44	11.0	24	0
9/29	CHICAGO	4	46	11.5	29	0
10/6	OAKLAND	1	17	17.0	17	0
10/13	at Houston	3	24	8.0	12	0
10/20	at Miami	1	11	11.0	11	0
10/27	DETROIT	2	18	9.0	9	0
11/3	NEW ENGLAND	0	0	0.0	0	0
11/17	at Kansas City	1	16	16.0	16	0
11/24	at N.Y. Jets	2	22	11.0	11	0
12/1	MIAMI	1	8	8.0	8	0
12/8	at New England	4	39	9.8	12	0
12/15	SAN DIEGO	1	3	3.0	3	0
12/22	at Green Bay	3	31	10.3	11	0
12/29	CINCINNATI	2	22	11.0	15	0
SEASON TOTALS		32	350	10.9	29	0

Riemersma's Career Single-Game Highs

Regular Season

Receptions- 8 (12/30/01 at NYJ)

Receiving Yards- 86 (11/7/99 at Washington)

Longest Reception- 38 (10/4/99 at Miami)

Receiving Touchdowns- 2 (2 times, Last: 9/10/00 vs. Green Bay)

RIEMERSMA'S CAREER STATISTICS

Regular Season

RECEIVING	No.	Yds.	Avg.	LG	TD
1996 Buffalo (AFC)	0	0	0.0	—	0
1997 Buffalo (AFC)	26	208	8.0	22	2
1998 Buffalo (AFC)	25	288	11.5	28	6
1999 Buffalo (AFC)	37	496	13.4	38	4
2000 Buffalo (AFC)	31	372	12.0	35	5
2001 Buffalo (AFC)	53	590	11.1	36	3
2002 Buffalo (AFC)	32	350	10.9	29	0
NFL Totals (7 years)	204	2,304	11.3	38	20

Postseason

RECEIVING	No.	Yds.	Avg.	LG	TD
1998 Buffalo (AFC)	1	4	4.0	4	0
1999 Buffalo (AFC)	0	0	0.0	4	0
NFL Totals (2 years)	1	4	4.0	4	0

79

OLIVER ROSS

OFFENSIVE LINE

**HEIGHT**—6-5**WEIGHT**—309**COLLEGE**—Iowa State**BIRTHDATE**—September 27, 1974**BIRTHPLACE**—Los Angeles, Calif.**HOW ACQUIRED**—Free Agent ('00)**NFL EXPERIENCE**—6th Year**GAMES PLAYED-STARTED/POSTSEASON**—'98 (2-0/0-0) '99 (0-0/0-0), '00 (0-0/0-0), '01 (16-7/2-0), '02 (16-1/2-0)**CAREER TOTALS**: 34-8 (4-0)**STEELERS TOTALS**: 32-8 (4-0)

PRO: Joined the Steelers' practice squad Nov. 22, 2000 and was promoted to the active roster Dec. 13...was signed to a multi-year matching offer March 15, 2002 and subsequently a four-year contract extension, after receiving an offer sheet from the Cleveland Browns March 13...has the versatility to play both tackle spots and guard which helped him earn a roster spot...was originally selected by the Dallas Cowboys in the fifth round of the 1998 NFL Draft (138th overall) and played two games with Dallas as a rookie...was released by the Cowboys (9/5/99) and was signed to the Eagles practice squad (9/8)...promoted to the Eagles active roster (9/13) but was inactive for the final 15 games of the season...released by the Eagles in training camp prior to the 2000 NFL season. **2002:** Emerged as the starting right guard to begin the 2002 season but also was the first backup at right and left tackle...started his seventh game at right guard (eighth overall as a Steeler) in season-opener at New England (9/9)...replaced an injured Marvel Smith in the second half at Jacksonville (12/1) and played admirably. **2001:** Played in all 16 games and played superbly in seven starts...made his first career start for the injured Wayne Gandy versus Baltimore (11/4)...played admirably against one of the better defensive ends in the league (Mike McCrary)...made his second pro start and first at right guard for the injured Rich Tylski at Tennessee (11/25)...was quickly forced back to right tackle because of the injury to Marvel Smith and performed admirably...made his third start of the season and his second straight at right guard versus Minnesota (12/2)...started his third straight game at right guard and fourth start of the season versus the N.Y. Jets (12/9)...made his fifth start and fourth straight start at right guard for the injured Rich Tylski versus Detroit (12/23)...helped pave the way for the Steelers' six 100-yard rushing performance of the season and the sixth 400-yard offensive performance—second straight...made his fifth straight start at right guard for Rich Tylski and sixth start of the season at Cincinnati (12/30)...started at right tackle for his seventh start of the season versus Cleveland (1/6/02)...helped lead the offense to its sixth 200-yard rushing performance of the season. **2000:** Was activated from the Steelers practice squad for the final two games but was inactive for both contests. **1998:** Played two games with the Cowboys versus N.Y. Giants (11/8) and at Arizona (11/15)...was used by the Cowboys as an extra tight end in short-yardage situations.



COLLEGE: Was starting left tackle during his senior season at Iowa State...made the transition from defensive line to offensive line as a junior...led the way for the Cyclones, who averaged 228.6 yards passing a game...transferred from Los Angeles Southwest Community College in Los Angeles, Calif., where he earned All-Southern California Western States Conference honors.

PERSONAL: Was a two-year letterman at Washington High School in Los Angeles...earned All-Conference honors as a two-way tackle...is the son of Oliver Ross and Sheila Gipson...Full name: Oliver Ross.

54 MIKE SCHNECK

LONG SNAPPER



HEIGHT—6-1

WEIGHT—246

COLLEGE—Wisconsin

BIRTHDATE—August 4, 1977

BIRTHPLACE—Whitfish Bay, Wisc.

HOW ACQUIRED—Undrafted Free Agent (1999)

NFL EXPERIENCE—5th Year

GAMES PLAYED-STARTED/POSTSEASON—'99 (16-0/0-0), '00 (16-0/0-0), '01 (16-0/2-0), '02 (12-0/2-0)

CAREER TOTALS: 60-0 (4-0)

PRO: Joined the team as an undrafted free agent and has blossomed into a superb long snapper...performed brilliantly as the Steelers' long snapper the past four seasons and has handled all the long-snapping duties since he joined the team...was signed as a free agent after the 1999 NFL supplemental draft in July 1999...had his original contract rescinded by the NFL, which was signed after the April draft, because he did not properly apply for the draft...has performed superbly as the Steelers' long snapper the past four seasons. **2002:** Missed four games, the first of his career, when he suffered a dislocated (right) elbow against the Raiders (9/15)...was deactivated because of the elbow injury for four games...returned to action at Baltimore (10/27) after missing four games due to an elbow injury. **2001:** Played in all 16 games...finished with three special-teams tackles (two solos). **2000:** Finished with two special-teams tackles. **1999:** Finished with four special-teams tackles...performed all the team's long snapping duties during the preseason...performed all the long-snapping duties in all 16 of the Steelers' games...registered one unassisted special-teams tackle at Tennessee (11/21)...registered one special-teams tackle versus Carolina (12/26).

COLLEGE: Was a three-year letterman on special teams...snapped for punts and placekicks...was a key reason Wisconsin featured the first-team All-Big Ten kicker (Matt Davenport) in 1997 and 1998...had only one bad snap in his career, which came after returning from an elbow injury in 1997...majored in personal finance.

PERSONAL: Was a two-time All-League linebacker at Whitfish Bay High School...was team captain and MVP during his senior year...married (Mandy)...is the son of Peter and Barbara Schneck...brother Dan was a linebacker at Wisconsin...Full name: Michael Louis Schneck.



30 CHAD SCOTT

CORNERBACK

**HEIGHT**–6-1**WEIGHT**–200**COLLEGE**–Maryland**BIRTHDATE**–September 6, 1974**BIRTHPLACE**–Capitol Heights, Md.**HOW ACQUIRED**–D1-'97 (#24)**NFL EXPERIENCE**–6th Year**GAMES PLAYED-STARTED/POSTSEASON**–'97 (13-9/2-2), '98 (0-0/0-0), '99 (13-12/0-0), '00 (16-16/0-0), '01 (15-15/2-2), '02 (15-15/1-1)**CAREER TOTALS**: 72-69 (5-5)

PRO: Has blossomed into a dominating corner...has teamed with Dewayne Washington to give the Steelers one of the most formidable set of cornerbacks in the NFL...signed a multi-year contract extension July 19, 2002 (the same day as Washington) that secured his services with the team through 2005....missed parts of 1999 and the entire 1998 season because of separate knee injuries...suffered an anterior cruciate ligament tear (left knee) May 12, 1998 during a volunteer coaching session, forcing him to spend the entire 1998 campaign on injured reserve...had surgery performed on the knee May 14, 1998. **2002:** Had another solid season for the Steelers...finished tied for third on the team with 85 total tackles (61 solos)...also had two interceptions for 30 yards and one TD...was credited with 17 pass defenses (second on the team)...also had two solo special-teams tackles...finished with four tackles (two solos) in season-opener at New England (9/9)...also was credited with two pass defenses...logged all 88 defensive plays versus Oakland (9/15)...finished with a team-high 11 total tackles (nine solos)...also was credited with one quarterback hit/pressure and five pass defenses...collected his first interception of the season versus Cleveland (9/29) on a late first-half Hail Mary attempt by Tim Couch...logged 60 defensive plays...finished with five total tackles...also was credited with two passes defended and a quarterback hit/pressure...played all 56 defensive snaps at New Orleans (10/6)...finished with four total tackles (three solos)...also was credited with a quarterback hit/pressure...logged all 66 defensive plays at Cincinnati (10/13)...finished with six total tackles (three solos)...also was credited with one pass defended...finished with seven total tackles (six solos) versus Indianapolis (10/21)...played all 73 defensive snaps...led the team with 10 total tackles (nine solos) at Baltimore (10/27)...also was credited with two passes defended and one quarterback hit/pressure...played all 78 defensive snaps...finished with four total tackles (three solos) at Cleveland (11/3)...also was credited with one quarterback hit/pressure and one pass defense...logged all 44 defensive plays...led the team with nine total tackles (six solos) versus Atlanta (11/10)...also was credited with one pass defense and a special-teams tackle...logged 82 defensive plays...finished with five total tackles (two solos) at Tennessee (11/17)...played all 76 defensive snaps...led the team with nine total tackles (six solos) versus Cincinnati (11/24)...also was credited with two pass defenses, one on the



Bengals' final play of the game that ended a potential game-tying scoring drive...recorded a special-teams tackle...finished with two total tackles (one solo) at Jacksonville (12/1)...played all 50 defensive snaps... played all 41 defensive snaps versus Houston (12/8)...tied Aaron Smith with a team-high six tackles (all solos) versus Carolina (12/15)...played all 58 defensive snaps...started off the game in grand fashion, intercepting a Shaun King pass and returning it 30 yards for a TD...was his second interception of the season and his first TD return since Nov. 25, 2001 at Tennessee...finished with three total tackles (one solo) before leaving the game with a fractured right hand...was deactivated versus Baltimore (12/29) because of his fracture right thumb...was deactivated for Wild Card game versus Cleveland (1/5) because of his hand injury...returned to the starting lineup in Divisional Playoff game at Tennessee (1/11) despite his broken thumb...collected the third postseason interception of his career...finished with one solo tackle. **2001:** Had one of his best seasons, leading the team and tying a career-high with five interceptions...finished 38 yards shy of the Steelers' record for interception return yards in a season (204)...suffered a (right) knee injury early in the third preseason game that forced him to miss the final preseason contest...finished with 84 total tackles (77 solos)...finished second on the team with 20 passes defended...was deactivated because of his knee injury in season-opener at Jacksonville (9/9)...returned to action at Buffalo (9/30) after missing the season opener...had a solid game...collected his first interception of the season...nearly broke it for a TD, returning it 62 yards...logged 54 defensive plays...finished with two solo tackles...also had one pass defense...had one of the best performances of his career versus Cincinnati (10/7)...recorded his second interception of the season in consecutive games and returned it 26 yards...also registered a team-high 10 tackles, all solos...was credited with a quarterback hurry/pressure...recorded his third straight interception at Kansas City (10/14) and returned it 61 yards for his first career touchdown...was credited with two tackles and a pass defense...logged all 70 plays at Tampa Bay (10/21)...finished with five solo tackles...also had one pass defense...made a great play on Mike Logan's interception, diving to tip the ball in the air for Logan to catch...was solid again versus Tennessee (10/29)...played all 52 defensive snaps...finished with three solo tackles...also was credited with two quarterback hurries/pressures and three passes defended...deflected a pass for the second straight week that was intercepted by the Steelers...played all 53 defensive snaps versus Baltimore (11/4)...finished with four total tackles (all solos)...also had one pass defended...logged all 64 defensive plays at Cleveland (11/11)...finished with 11 total tackles (10 solos)...also was credited with two passes defended...did an excellent job containing the Jaguars' explosive receiving corps versus Jacksonville (11/18)...played all 55 defensive snaps...finished with six total tackles (three solos)...also was credited with two quarterback pressures/hurries and two passes defended...grabbed his fourth interception of the season at Tennessee (11/25) and returned it for his second TD to clinch the Steelers' 34-24 victory...logged all 63 defensive plays...finished with five solo tackles...also had two quarterback hurries/pressures and three passes defended...played all 51 defensive snaps versus Minnesota (12/2)...led the team with 11 total tackles (10 solos)...logged all 48 defensive plays versus the N.Y. Jets (12/9)... finished with seven total tackles (five solos)...also was credited with a pass defended...recorded his fifth interception of the season at Baltimore (12/6), tying his career high set in 2000...returned it 10 yards...played 53 defensive snaps versus Detroit (12/23)...fin-



ished with three solo tackles...logged 102 defensive plays at Cincinnati (12/30)...finished with nine total tackles (all solos)...also was credited with two quarterback hurries/pressures and two pass defenses...finished with two solo tackles versus Cleveland (1/6/02)...recorded his second postseason interception in AFC Playoff game (1/20) that led to the Steelers' first score...finished with two total tackles (one solo)...finished with six total tackles (four solos) in AFC Championship game versus New England (1/27). **2000:** Had an excellent season for the Steelers, tying Dewayne Washington for the team lead with a career-high five interceptions...finished the season with 72 total tackles (59 solo stops)...was credited with a team-high 25 pass defenses...returned strong from knee injuries that hampered him the past two years...played 68 defensive snaps versus Baltimore (9/3)...was credited with seven tackles—all solos...played all 54 defensive snaps at Cleveland (9/17)...was credited with six total tackles (four solo)...also recovered a fumble and had one pass defense...had the first multiple interception game of his career when he intercepted two Neil O'Donnell passes for 38 yards versus Tennessee (9/24)...logged all 63 defensive plays...finished with two total tackles and had two pass defenses...played on all 68 snaps at Jacksonville (10/1)...finished with two solo tackles and one pass defense...logged 53 plays at N.Y. Jets (10/8)...finished with five total tackles...played all 67 defensive snaps versus Cincinnati (10/15)...finished with five total tackles (four solos)...also had one pass defense...collected his third interception of the season versus Cleveland (10/22)...logged all 44 defensive snaps...finished with four solo tackles...played all 56 defensive downs at Baltimore (10/29)...finished with seven total tackles (five solos)...also was credited with one pass defense...logged all 78 defensive snaps at Tennessee (11/5)...finished with six total tackles (five solos)...also had one quarterback hurry/pressure and one pass defense...played all 86 defensive snaps versus Philadelphia (11/12)...finished with six total tackles (four solos)...also had two pass defenses and one quarterback hurry/pressure...collected his fourth interception of the season and returned it eight yards versus Jacksonville (11/19)...logged 73 defensive snaps...also was credited with one pass defense...played every defensive snap at Cincinnati (11/26)...finished with four solo tackles...logged all 68 defensive plays versus Oakland (12/3)...finished with five tackles, including four solo stops...also had one pass defense...logged all 63 defensive snaps at N.Y. Giants (12/10)...finished seven total tackles, including six solo stops...played all 59 defensive snaps versus Washington (12/16)...finished with three tackles...also had two pass defenses and an interception...logged all 47 defensive plays at San Diego (12/24)...finished with three total tackles...also had two pass defenses. **1999:** Finished with 61 total tackles, including 57 solo stops...also had one interception and seven pass defenses...made his first appearance since the 1997 in the season-opener at Cleveland (9/12)...finished with four solo tackles...played all 65 snaps for the Steelers at Baltimore (9/19)...was credited with three total tackles, all solos...also had one pass defense...played all but three defensive snaps versus Seattle (9/26)...registered a career-high 11 total tackles (10 solos)...registered two total tackles versus Jacksonville (10/3)...also was credited with a pass defense...finished with 10 total tackles, including nine solo stops, at Buffalo (10/10)...was beaten on a 49-yard TD pass from Doug Flutie to Eric Moulds...recovered from a sub-par performance against Buffalo with solid effort at Cincinnati (10/17)...helped limit Cincinnati's high-power receivers to 10.9 yards-per-catch...finished with five solo tackles...also had one pass defense...intercepted his first pass of the season and his first one



since 1997 (12/21 versus Tennessee) in the Monday night game versus Atlanta (10/25)...returned the interception 16 yards to the Atlanta 11-yard line, setting up the Steelers only TD of the game...also was credited with seven total tackles, including six solo stops...played all 71 defensive snaps at San Francisco (11/7)...finished with five total tackles, including four solo stops...suffered a sprained (right) knee late in the first half that forced him to miss the rest of the game versus Cleveland (11/14)...had one solo tackle...missed his first game of the season because of his (right) knee injury at Tennessee (11/21)...missed his second game because of a knee injury versus Cleveland (11/28)...missed his third game because of a knee injury at Jacksonville (12/2)...returned to the lineup after missing three games due to a right knee injury versus Baltimore (12/12)...finished with two solo stops...also was credited with one pass defense...returned to the starting lineup at left cornerback at Kansas City (12/18)...played all 56 defensive snaps...finished with five total tackles and had two pass defenses...logged all 56 defensive plays versus Carolina (12/26)...finished with four total tackles, all solos...also was credited with a quarterback hurry/pressure...played all 62 defensive snaps versus Tennessee (1/2)...registered two solo tackles and was credited with a quarterback hurry/pressure. **1998:** Missed the entire season with a torn (left) ACL. **1997:** Earned the team's Joe Greene Award as the Rookie of the Year...was selected to the Associated Press All-Rookie team...played in 13 games and started in nine...finished the season with 47 total tackles (45 solos) and two interceptions...also had three pass defenses and a fumble recovery...started the first two games of the season at right cornerback and the final seven regular-season contests at either right or left corner...started the two postseason games at left cornerback...sprained his right ankle in the Washington game (9/7) and missed three complete games...recorded a season-high eight tackles in both the Dallas (8/31) and Philadelphia (11/23) contests...collected first career interception versus Jacksonville (10/26)...had second interception of the season at Tennessee (12/21)...led the team with eight tackles and three pass defenses against New England in the AFC playoffs.

COLLEGE: Played first two years of college career with Towson State...transferred to Maryland when Towson encountered financial problems...played 42 games with 31 starts...had 22.1-yard average on 49 career kick returns...earned first-team All-ACC honors as left cornerback...recorded 60 tackles (37 solos), three sacks and five interceptions as senior...started 10 games at left cornerback in first season with Terps...led squad with 10 deflected passes and also had three interceptions...played every game at weakside cornerback at Towson State as sophomore...led team with five interceptions and was second on the team with six pass deflections...played in 10 games for Towson State as a redshirt freshman free safety...also was the leader of kickoff coverage unit...was a kinesiological sciences major.

PERSONAL: Was a two-time team captain at Suitland High in Capitol Heights, Maryland...competed as defensive back and running back...had 74 tackles and rushed for 624 yards as senior...also lettered once in track, competing on the 4x100-meter relay team...lives in Capitol Heights, Maryland...Full name: Chad Oliver Scott.



SCOTT'S GAME-BY-GAME STATISTICS

2002

Date	Opponent	T	AT	TOT	Sack/ YDS	INT	PD	FF	FR
9/9	at New England	2	2	4	0.0/0	0/0	2	0	0
9/15	OAKLAND	9	2	11	0.0/0	0/0	5	0	0
9/29	CLEVELAND	4	1	5	0.0/0	1/0	2	0	0
10/6	at New Orleans	3	1	4	0.0/0	0/0	0	0	0
10/13	at Cincinnati	3	3	6	0.0/0	0/0	1	0	0
10/21	INDIANAPOLIS	6	1	7	0.0/0	0/0	0	0	0
10/27	at Baltimore	9	1	10	0.0/0	0/0	2	0	0
11/3	at Cleveland	3	1	4	0.0/0	0/0	1	0	0
11/10	ATLANTA	6	3	9	0.0/0	0/0	1	0	0
11/17	at Tennessee	2	3	5	0.0/0	0/0	0	0	0
11/24	CINCINNATI	6	3	9	0.0/0	0/0	2	0	0
12/1	at Jacksonville	1	1	2	0.0/0	0/0	0	0	0
12/8	HOUSTON	0	0	0	0.0/0	0/0	0	0	0
12/15	CAROLINA	6	0	6	0.0/0	0/0	0	0	0
12/23	at Tampa Bay	1	2	3	0.0/0	1/30t	0	0	0
12/29	BALTIMORE				INACTIVE				
SEASON TOTALS		61	24	85	0.0/0	2/30	14	0	0

POSTSEASON

1/5	CLEVELAND				INACTIVE				
1/11	at Tennessee	1	0	1	0.0/0	1/0	1	0	0
POSTSEASON TOTALS		1	0	1	0.0/0	1/0	1	0	0

2001

Date	Opponent	T	AT	TOT	Sack/ YDS	INT	PD	FF	FR
9/9	at Jacksonville				INACTIVE				
9/30	at Buffalo	2	0	2	0.0/0	1/62	1	0	0
10/7	CINCINNATI	10	0	10	0.0/0	1/26	0	0	0
10/14	at Kansas City	2	0	2	0.0/0	1/61t	2	0	0
10/21	at Tampa Bay	5	0	5	0.0/0	0	1	0	0
10/29	TENNESSEE	2	0	2	0.0/0	0	3	0	0
11/4	BALTIMORE	4	0	4	0.0/0	0	1	0	0
11/11	at Cleveland	10	1	11	0.0/0	0	2	0	0
11/18	JACKSONVILLE	3	3	6	0.0/0	0	1	0	0
11/25	at Tennessee	5	0	5	0.0/0	1/45t	3	0	0
12/2	MINNESOTA	10	1	11	0.0/0	0	0	0	0
12/9	N.Y. JETS	5	2	7	0.0/0	0	1	0	0
12/16	at Baltimore	6	0	6	0.0/0	1/10	2	0	0
12/23	DETROIT	3	0	3	0.0/0	0/0	0	0	0
12/30	at Cincinnati	9	0	9	0.0/0	0/0	2	0	0
1/6/02	CLEVELAND	2	0	2	0.0/0	0/0	0	0	0
SEASON TOTALS		78	7	85	0.0/0	5/204	19	0	0

POSTSEASON

1/20	BALTIMORE	1	1	2	0.0/0	1/19	0	0	0
1/27	NEW ENGLAND	4	2	6	0.0/0	0/0	0	0	0
POSTSEASON TOTALS		5	3	8	0.0/0	1/19	0	0	0

2000

Date	Opponent	T	AT	TOT	Sack/		INT	PD	FF	FR
					YDS					
9/3	BALTIMORE	7	0	7	0/0		0	0	0	0
9/17	at Cleveland	4	2	6	0/0		0	0	0	1
9/24	TENNESSEE	1	1	2	0/0		2/38	2	0	0
10/1	at Jacksonville	2	0	2	0/0		0	2	0	0
10/8	at N.Y. Jets	3	2	5	0/0		0	0	0	0
10/15	CINCINNATI	4	1	5	0/0		0	1	0	0
10/22	CLEVELAND	4	0	4	0/0		1/3	0	0	0
10/29	at Baltimore	5	2	7	0/0		0/0	1	0	0
11/5	at Tennessee	5	1	6	0/0		0/0	1	0	0
11/12	PHILADELPHIA	4	2	6	0/0		0/0	2	0	0
11/19	JACKSONVILLE	0	0	0	0/0		1/8	1	0	0
11/26	at Cincinnati	4	0	4	0/0		0/0	0	0	0
12/3	OAKLAND	4	1	5	0/0		0/0	1	0	0
12/10	at N.Y. Giants	6	1	7	0/0		0/0	0	0	0
12/16	WASHINGTON	3	0	3	0/0		1/0	2	0	0
12/25	at San Diego	3	0	3	0/0		0/0	2	0	0
SEASON TOTALS		59	13	72	0/0		5/49	15	0	1

1999

Date	Opponent	T	AT	TOT	Sacks/		INT	PD	FF	FR
					YDS					
9/12	at Cleveland	4	0	4	0/0		0/0	0	0	0
9/19	at Baltimore	3	0	3	0/0		0/0	1	0	0
9/26	SEATTLE	10	1	11	0/0		0/0	0	0	0
10/3	JACKSONVILLE	2	0	2	0/0		0/0	1	0	0
10/10	at Buffalo	9	1	10	0/0		0/0	0	0	0
10/17	at Cincinnati	5	0	5	0/0		0/0	1	0	0
10/25	ATLANTA	6	1	7	0/0		1/16	0	0	0
11/7	at San Francisco	4	1	5	0/0		0/0	0	0	0
11/14	CLEVELAND	1	0	1	0/0		0/0	0	0	0
11/21	at Tennessee	injured/did not play								
11/28	CINCINNATI	injured/did not play								
12/2	at Jacksonville	injured/did not play								
12/12	BALTIMORE	2	0	2	0/0		0/0	2	0	0
12/18	at Kansas City	5	0	5	0/0		0/0	2	0	0
12/26	CAROLINA	4	0	4	0/0		0/0	0	0	0
1/2	TENNESSEE	2	0	2	0/0		0/0	0	0	0
SEASON TOTALS		57	4	61	0/0		1/16	7	0	0



SCOTT'S CAREER STATISTICS

Regular Season

TACKLES								INTERCEPTIONS					
	Solo	AT	Tot.	Sp.T.	Sacks	F	F R	No.	Yds.	Avg.	LG	TD	
1997 Pittsburgh (AFC)	45	2	47	5	0.0	0	1	2	-4	-	-	0	
1998 Pittsburgh (AFC)	Injured Reserve							Injured Reserve					
1999 Pittsburgh (AFC)	57	4	61	0	0.0	0	0	1	16	16.0	16	0	
2000 Pittsburgh (AFC)	59	13	72	0	0.0	0	1	5	49	9.8	33	0	
2001 Pittsburgh (AFC)	78	7	85	0	0.0	0	0	5	204	40.8	62	2	
2002 Pittsburgh (AFC)	61	24	85	2	0.0	0	0	2	30	15.0	30	1	
NFL Totals (5 years)	300	50	350	7	0.0	0	2	15	295	19.7	62	3	

Postseason

TACKLES								INTERCEPTIONS					
	Solo	AT	Tot.	Sp.T.	Sacks	F	F R	No.	Yds.	Avg.	LG	TD	
1997 Pittsburgh (AFC)	11	1	12	0	0.0	0	0	1	27	27	27	0	
2001 Pittsburgh (AFC)	5	3	8	0	0.0	0	0	1	19	19.0	19	0	
2002 Pittsburgh (AFC)	0	0	0	0	0.0	0	0	1	0	0.0	7	0	
NFL Totals (3 years)	16	4	20	0	0.0	0	0	3	46	15.3	27	0	

71

KENDALL SIMMONS

GUARD



HEIGHT-6-2

WEIGHT-311

COLLEGE-Auburn

BIRTHDATE-March 11, 1979

BIRTHPLACE-Ripley, Miss.

HOW ACQUIRED-D1-'02 (#30)

NFL EXPERIENCE-2nd Year

GAMES PLAYED-STARTED/POSTSEASON-'02 (14-14/2-2)

CAREER TOTALS: 14-14 (2-2)

PRO: Was the Steelers' number-one draft pick in 2002 and continues to develop into a solid NFL offensive guard...played most of his college career as a tackle.

2002: Started 14 of 16 games (was injured for the other two and did not play)...was selected as the 2002 Joe Greene Great Performance Award recipient as the team's Rookie of the Year that was voted on by the Pittsburgh Chapter of the Pro Football Writers Association...also was selected to the *Pro Football Weekly* All-Rookie team...suffered a hamstring injury that has hampered his progress...made his first start as a pro versus Oakland (9/15)...helped pave the way for the offense's season-high 211 rushing yards at Cincinnati (10/13) and Jerome Bettis' first 100-yard performance of the season...helped pave the way for Amos Zereoue's first career

100-yard rushing performance at Cleveland (11/3), and the Steelers' second of the season...helped pave the way for the Steelers' second-consecutive 100-yard performance by Amos Zereoue versus Atlanta (11/10) and 182 yards rushing...was forced to leave the game versus Cincinnati (11/24) in the third quarter after suffering a knee injury...dressed at Jacksonville (12/1) but did not play because of his knee injury...played very well versus Baltimore (12/29)...helped pave the way for Amos Zereoue's third 100-yard rushing performance of the season and the Steelers' fourth...started both of the Steelers' postseason games.

COLLEGE: Was an All-American first-team selection by *The NFL Draft Report* as a senior...was a consensus All-Southeastern Conference first-team choice...was on the watch list for both the Lombardi Award and Outland Trophy...received the Jacobs Blocking Trophy, given annually to the best blocker in the SEC...won the Pat Dye Leadership Award...received the highest blocking consistency grade of any lineman in the Division 1-A ranks (92.2%)...was an All-American second-team selection by The Sports Xchange as a junior in 2000...added third-team honors from the Associated Press...was an All-Southeastern Conference first-team choice by the league's coaches and the *Birmingham News*, and an All-SEC second-team choice by the Associated Press...moved from offensive guard to left offensive tackle in fall drills...started every game and played in every snap...started first three games at left guard in 1999, but was redshirted due to ankle injuries...played in nine games, starting five contests at left offensive guard in 1998...played in every game, starting at left guard three times as a freshman in 1997...majored in visual communication/graphic arts.

PERSONAL: Was a three-year starter at Ripley (Miss.) High...is from the same home town as author John Grisham...was an All-State and PrepStar All-American selection as a senior...recorded 70 tackles and four sacks, forced five fumbles and returned one for a touch-down as a senior defensive lineman...was named District Defensive Most Valuable Player...was voted *Clarion-Ledger* "Top 10" and No. 2 offensive line prospect in Mississippi...was a *Commercial Appeal* "Mid-South Top 100"...was chosen to play in the Alabama-Mississippi All-Star Game...also played baseball and basketball...is the son of Glenda and Henry Simmons...Full name: Henry Alexander Kendall Simmons.



91 AARON SMITH

DEFENSIVE END



HEIGHT—6-5

WEIGHT—300

COLLEGE—Northern Colorado

BIRTHDATE—April 9, 1976

BIRTHPLACE—Colorado Springs, Colo.

HOW ACQUIRED—Draft (4th in 1999)

NFL EXPERIENCE—5th Year

GAMES PLAYED-STARTED/POSTSEASON—'99 (6-0/0-0), '00 (16-15/0-0), '01 (16-16/2-2), '02 (16-16/2-2)

CAREER TOTALS: 54-47 (4-4)

PRO: Has continued his impressive development into a top NFL defensive lineman...has become a fixture and very productive player for the Steelers defensive front...signed a six-year contract July 24, 2002, the day players were required to report to camp...has started 56 straight games plus four playoff contests for the Steelers. **2002:** Produced a solid 2002 season, finishing with a career-high 68 tackles (56 solos) and 5½ sacks...had more solo tackles than he had total tackles in each of the past two seasons...played 58 defensive snaps in season-opener at New England (9/9)...finished with four total tackles (three solos)...also had three quarterback hits/pressures...finished with three solo tackles versus Oakland (9/15)...logged 84 defensive plays...also had two quarterback hits/pressures...played 59 defensive snaps versus Cleveland (9/29)...finished with five total tackles (three solos)...registered his first sack of the season...also was credited with three quarterback hits/pressures...had a very active day at New Orleans (10/6)...played 53 defensive snaps...led the team with nine total tackles (seven solos)...also had one quarterback hit/pressure...played 51 defensive snaps at Cincinnati (10/13)...finished with four total tackles (all solos), including one for loss of one yard...also was credited with one quarterback hit/pressure...was outstanding in Monday Night game versus Indianapolis (10/21)...registered eight total tackles (all solos), including a sack for five yards...logged 63 defensive plays...also was credited with two quarterback hits/pressures...finished with two total tackles at Baltimore (10/27), all solos, including one for a loss...logged 70 defensive plays...also was credited with two quarterback hits/pressures...totaled three solo tackles at Cleveland (11/3)...also was credited with two quarterback hits/pressures...finished with four total tackles versus Atlanta (11/10)...played 73 defensive snaps...recorded two total tackles at Tennessee (11/17)...also was credited with three quarterback hits/pressures...logged 72 defensive plays...registered his third sack of the season versus Cincinnati (11/24)...finished with three total tackles (all solos)...also was credited with three quarterback hits/pressures...logged all 63 defensive plays...finished with four total tackles at Jacksonville (12/1)...played all 46 defensive snaps...registered five total tackles versus Houston (12/8)...played all 41 defensive snaps...had an extremely active day versus Carolina (12/15)...tied Chad Scott with a team-high six tackles (all solos),



including three for a total of seven yards in losses...also recovered a fumble forced by Jason Gildon on a sack in the fourth quarter...was credited with two quarterback hits/pressures...played 56 defensive snaps...continued his dominant play at Tampa Bay (12/23)...finished with three total tackles (two solos)...also was credited with 1½ sacks for five yards and recovered a fumble forced by Casey Hampton's sack of Rob Johnson...had another strong game versus Baltimore (12/29)...finished with three total tackles (all solos)...also recovered a fumble—his second in two games—forced by Jason Gildon on his sack...was credited with a tackle and an assist for losses totaling a yard...finished with two total tackles (one solo) in Divisional Playoff game at Tennessee (1/11)...also recovered a fumble. **2001:** Started all 16 games at left end and established a career high with eight sacks...finished the season with 49 total tackles (33 solo stops)...played well in his 16th straight start at left end in season-opener at Jacksonville (9/9)...played 51 defensive snaps...finished with six total tackles (five solos) and had one sack...also registered one tackle for a loss of seven yards...had another excellent performance at Buffalo (9/30)...logged 48 plays...finished with seven total tackles (five solos)...also had his second sack of the season...logged 56 defensive plays versus Cincinnati (10/7)...recorded his third sack of the season and finished with seven total tackles (five solos)...performed superbly at Kansas City (10/14)...increased his team lead in sacks to four...logged 60 defensive plays...finished with four total tackles (three solos)...also was credited with a quarterback hurry/pressure...played 58 defensive snaps at Tampa Bay (10/21)...had one tackle...also was credited with five quarterback hurries/pressures...logged 47 defensive plays versus Tennessee (10/29)...finished with two total tackles...played 50 defensive snaps versus Baltimore (11/4)...finished with two tackles...also had two quarterback hurries/pressures...was credited with one sack at Cleveland (11/11), giving him a career-high five sacks for the season...logged 59 defensive plays...finished with three total tackles...also was credited with four quarterback hurries/pressures...played 53 defensive snaps versus Jacksonville (11/18)...finished with three total tackles...also was credited with a quarterback hurry/pressure...recorded his sixth sack of the season at Tennessee (11/25)...logged 60 defensive plays...finished with three total tackles...also have five quarterback hurries/pressures...logged 44 defensive plays versus Minnesota (12/2)...finished with one assist...also was credited with three quarterback hurries/pressures...played 46 defensive snaps versus the N.Y. Jets (12/9)...finished with one assist...also was credited with a quarterback hurry/pressure...played all 55 defensive snaps at Baltimore (12/6)...finished with four tackles...also was credited with four quarterback hurries/pressures...registered his career-high seventh sack of the season versus Detroit (12/23)...logged 50 defensive plays...finished with two total tackles...also forced a fumble on his sack that was recovered by Earl Holmes...was credited with two quarterback hurries/pressures...logged 99 defensive plays at Cincinnati (12/30)...finished with two total tackles...also was credited with three quarterback hurries/pressures...had another strong game versus Cleveland (1/6/02)...registered his eighth sack of the season...finished with two tackles...also had one pass defense...was credited with three quarterback hurries...finished with two tackles (one solo) in AFC Playoff game versus Baltimore (1/20)...registered four total tackles (three solos) in AFC Championship game versus New England (1/27)...also recorded the first postseason sack of his career. **2000:** Started 15 of the 16 games in 2000...finished with 46 total tackles (34 solos)...led defensive line with four sacks and two pass defenses...had a strong preseason and started the last two preseason



games after Chris Sullivan's back surgery...made his first pro start at left end versus Baltimore (9/3)...logged 35 defensive plays...was credited with three assisted tackles...saw a great deal of action at Cleveland (9/17) when Chris Sullivan, who returned for his first game from back surgery, experienced back spasms and was forced from the game...logged 32 defensive plays...finished with one solo tackle...earned his second pro start in place of Chris Sullivan versus Tennessee (9/24)...logged 25 defensive plays...finished with one solo tackle...made his second consecutive start and was terrific at Jacksonville (10/1)...registered his first two career sacks...was credited with a career-high eight total tackles, including five solo stops...started his third straight game at N.Y. Jets (10/8)...logged 29 plays...was credited with four total tackles, all solos...logged a season-high 41 plays versus Cincinnati (10/15)...finished with three total tackles...earned his fifth straight start versus Cleveland (10/22)...logged 22 defensive snaps...finished with one tackle and was credited with three quarterback hurries/pressures...was solid in his sixth consecutive start at Baltimore (10/29)...logged 39 defensive snaps...finished with three tackles...also was credited with one sack, a quarterback hurry/pressure and one pass defended...had a very active day at Tennessee (11/5)...logged 59 defensive snaps...finished with three tackles, two of which resulted in five yards in losses...had a very productive day versus Philadelphia (11/12)...logged 57 defensive snaps...finished with five solo tackles...also was credited with a sack and two quarterback hurries/pressures...logged 51 defensive plays versus Jacksonville (11/19)...finished with four tackles, including three solo stops...also had one quarterback hurry/pressure...finished with four total tackles at Cincinnati (11/26), including one for a loss of two yards...also was credited with a pass defended...played 41 defensive snaps versus Oakland (12/3)...finished with three total tackles, all solos...also was credited with one quarterback hurry/pressure...finished with three total tackles, including two solos, at N.Y. Giants (12/10)...also had 1½ tackles for losses of a yard...logged 32 defensive plays versus Washington (12/16)...registered one tackle...also was credited with two quarterback hurries/pressures...played 23 defensive snaps at San Diego (12/24)...finished with two total tackles...also had one quarterback hurry/pressure. **1999:** Finished the season with one assist in his limited playing time...was a late arrival (four days) to training camp because of contract negotiations...dressed for his first game as a pro versus Jacksonville (10/3)...did not play...logged his most playing time of the season in Monday Night game versus Atlanta (10/25)...played six downs...played his most action of the season at San Francisco (11/7), logging nine plays...was deactivated on game day at Jacksonville (12/2)...accumulated his most playing time of the season, logging six plays versus Tennessee (1/2)...recorded his only tackle of the season...also had one pass defense.

COLLEGE: Was a consensus Division II first-team All-America selection...was an All-North Conference first-team pick and voted conference's Most Valuable Defensive Lineman...holds Northern Colorado's career record with 44 sacks...was team captain for the second straight year in 1998...totaled 63 stops (39 solos), 22 tackles behind the line of scrimmage and 11½ sacks...was a Daktronics and Burger King/American Football Coaches Association first-team All-America choice in 1997...recorded 57 tackles (30 solos), including 15½ sacks and 17 tackles for losses...was voted All-NCC honorable mention as a sophomore in 1996...recorded 55 tackles (27 solos) with nine sacks and 17 stops behind the line of scrimmage...majored in political science.

PERSONAL: Is married (Jaimie) with a daughter, Ellaina (3/28/02)...was a consen-

sus All-State selection at Sierra (Colorado Springs, CO.) High...also lettered in basketball...was a two-time All-Conference choice in both sports...Full name: Aaron Douglas Smith.

SMITH'S GAME-BY-GAME STATISTICS

2002

Date	Opponent	I	AT	Sacks/		INT	PD	FF	FR
				TOT	YDS				
9/9	at New England	3	1	4	0.0/0	0/0	0	0	0
9/15	OAKLAND	3	0	3	0.0/0	0/0	0	0	0
9/29	CLEVELAND	3	2	5	1.0/8	0/0	0	0	0
10/6	at New Orleans	7	2	9	0.0/0	0/0	0	0	0
10/13	at Cincinnati	4	0	4	0.0/0	0/0	0	0	0
10/21	INDIANAPOLIS	8	0	8	1.0/5	0/0	0	0	0
10/27	at Baltimore	3	0	3	0.0/0	0/0	0	0	0
11/3	at Cleveland	2	0	2	1.0/4.5	0/0	0	0	0
11/10	ATLANTA	4	0	4	0.0/0	0/0	0	0	0
11/17	at Tennessee	2	0	2	0.0/0	0/0	0	0	0
11/24	CINCINNATI	3	0	3	1.0/0	0/0	0	0	0
12/1	at Jacksonville	4	0	4	0.0/0	0/0	0	0	0
12/8	HOUSTON	3	2	5	0.0/0	0/0	0	0	0
12/15	CAROLINA	6	0	6	0.0/0	0/0	0	0	1
12/23	at Tampa Bay	2	1	3	1.5/5	0/0	0	0	1
12/29	BALTIMORE	3	0	3	0.0/0	0/0	0	0	1
SEASON TOTALS		60	8	68	5.5/23.5	0/0	0	0	3

POSTSEASON

1/5	CLEVELAND	1	0	1	0.0/0	0/0	0	0	0
1/11	at Tennessee	1	1	2	0.0/0	0/0	0	0	1
POSTSEASON		2	1	3	0.0/0	0/0	0	0	1

2001

Date	Opponent	I	AT	Sacks/		INT	PD	FF	FR
				TOT	YDS				
9/9	at Jacksonville	5	1	6	1.0/0	0/0	0	0	0
9/30	at Buffalo	5	2	7	1.0/8	0/0	0	0	0
10/7	CINCINNATI	5	2	7	1.0/6	0/0	0	0	0
10/14	at Kansas City	2	2	4	1.0/4	0/0	0	0	0
10/21	at Tampa Bay	0	1	1	0.0/0	0/0	0	0	0
10/29	TENNESSEE	1	1	2	0.0/0	0/0	0	0	0
11/4	BALTIMORE	1	1	2	0.0/0	0/0	0	0	0
11/11	at Cleveland	3	0	3	1.0/6	0/0	0	0	0
11/18	JACKSONVILLE	3	0	3	0.0/0	0/0	0	0	0
11/25	at Tennessee	3	0	3	1.0/0	0/0	0	0	0
12/2	MINNESOTA	0	1	1	0.0/0	0/0	0	0	0
12/9	N.Y. JETS	0	1	1	0.0/0	0/0	0	0	0
12/16	at Baltimore	2	2	4	0.0/0	0/0	0	0	0
12/23	DETROIT	2	0	2	1.0/1	0/0	0	1	0
12/30	at Cincinnati	0	2	2	0.0/0	0/0	0	0	0
1/6/02	CLEVELAND	1	0	1	1.0/9	0/0	1	0	0
SEASON TOTALS		33	16	49	8.0/36	0/0	0	1	0

POSTSEASON

1/20	BALTIMORE	1	1	2	0.0/0	0/0	0	0	0
1/27	NEW ENGLAND	3	1	4	1.0/3	0/0	0	0	0
POSTSEASON TOTALS		4	2	6	1.0/3	0/0	0	0	0



2000

Date	Opponent	T	AT	Sacks/						
				TOT	YDS	INT	PD	FF	FR	
9/3	BALTIMORE	0	3	3	0.0/0	0/0	0	0	0	
9/17	at Cleveland	1	0	1	0.0/0	0/0	0	0	0	
9/24	TENNESSEE	0	1	1	0.0/0	0/0	0	0	0	
10/1	at Jacksonville	3	3	6	2.0/8	0/0	0	0	0	
10/8	at N.Y. Jets	4	0	4	0.0/0	0/0	0	0	0	
10/15	CINCINNATI	2	1	3	0.0/0	0/0	0	0	0	
10/22	CLEVELAND	0	1	1	0.0/0	0/0	0	0	0	
10/29	at Baltimore	2	1	3	1.0/0	0/0	1	0	0	
11/5	at Tennessee	3	0	3	0.0/0	0/0	0	0	0	
11/12	PHILADELPHIA	4	0	4	1.0/7	0/0	0	0	0	
11/19	JACKSONVILLE	3	1	4	0.0/0	0/0	0	0	0	
11/26	at Cincinnati	4	0	4	0.0/0	0/0	1	0	0	
12/3	OAKLAND	3	0	3	0.0/0	0/0	0	0	0	
12/10	at N.Y. Giants	2	1	3	0.0/0	0/0	0	0	0	
12/16	WASHINGTON	1	0	1	0.0/0	0/0	0	0	0	
12/24	at San Diego	2	0	2	0.0/0	0/0	0	0	0	
SEASON TOTALS		34	12	46	4.0/15	0/0	2	0	0	

SMITH'S CAREER STATISTICS

Regular Season

TACKLES	Solo	AT	Tot.	Sp.T.	Sacks	FF	FR
1999 Pittsburgh (AFC)	0	1	1	0	0.0	0	0
2000 Pittsburgh (AFC)	34	12	46	0	4.0	0	0
2001 Pittsburgh (AFC)	33	16	49	0	8.0	1	0
2002 Pittsburgh (AFC)	60	8	68	0	5.5	0	3
NFL Totals (4 years)	127	37	164	0	17.5	1	3

Postseason

TACKLES	Solo	AT	Tot.	Sp.T.	Sacks	FF	FR
2001 Pittsburgh (AFC)	4	2	6	0	1.0	0	0
2002 Pittsburgh (AFC)	2	1	3	0	0.0	0	1
NFL Totals (2 years)	6	3	9	0	1.0	0	1



MARVEL SMITH

OFFENSIVE TACKLE



HEIGHT—6-5

WEIGHT—308

COLLEGE—Arizona State

BIRTHDATE—August 6, 1978

BIRTHPLACE—Oakland, Calif.

HOW ACQUIRED—D2-'00 (#7, 38)

NFL EXPERIENCE—4th Year

GAMES PLAYED-STARTED/POSTSEASON-'00 (11-8/0-0),
'01 (16-16/2-2), '02 (16-16/2-2)

CAREER TOTALS: 43-40 (4-4)

PRO: The Steelers' second-round draft pick in 2000 quickly took command of the starting right tackle position...was the first rookie offensive lineman to start for the Steelers in his first game since before 1969...is very agile and athletic...has firmly entrenched himself as a starter...could move to left tackle in 2003 due to the departure of Wayne Gandy. **2002:** Had another solid season in his second full year as a starter...started his 21st consecutive game at right tackle in season-opener at New England (9/9)...made his 22nd straight start at right tackle versus Oakland (9/15)...started his 25th straight game at right tackle at Cincinnati (10/13)...helped pave the way for the offense's season-high 211 yards rushing and Jerome Bettis' first 100-yard performance of the season...made his 28th straight start at right tackle at Cleveland (11/3)...helped pave the way for Amos Zereoue's first career 100-yard rushing performance and the second of the season for the Steelers...helped pave the way for the Steelers' second-consecutive 100-yard performance by Amos Zereoue and 182 yards rushing versus Atlanta (11/10)...helped team produce its second 200-plus-yard rushing performance at Jacksonville (12/1) before leaving the game because of an elbow injury...continued his strong season versus Baltimore (12/29)...helped pave the way for Amos Zereoue's third 100-yard rushing performance of the season and the Steelers' fourth. ...started in both of the Steelers' postseason contests. **2001:** Completed his second season as the starting right tackle...struggled early in the preseason but came on toward the end of preseason and had a solid year...made his ninth start at right tackle in the season-opener versus Jacksonville (9/9)...had a solid effort at Buffalo (9/30)...helped pave way for Jerome Bettis' 47th career 100-yard performance...helped pave the way for Jerome Bettis' 100-yard performance versus Cincinnati (10/7)...had another solid performance at Kansas City (10/14) and played an integral role in the Steelers' second straight 200-yard rushing performance and Jerome Bettis' third straight 100-yard game...was instrumental in the Steelers' third straight 200-yard rushing performance at Tampa Bay (10/21) that produced a fourth-straight 100-yard effort by Jerome Bettis...performed very well at Cleveland (11/11) and helped the Steelers produce their fourth 200-yard rushing performance of the season and Jerome Bettis' fifth 100-yard game...suffered a knee injury on the first offensive series at Tennessee (11/25) and did not return...returned to his starting



right tackle position versus Minnesota (12/2)...helped pave the way for the Steelers' sixth 100-yard rushing performer of the season versus Detroit (12/23) and the sixth 400-yard offensive performance—second straight...started the first postseason game of his career in AFC Playoff game versus Baltimore (1/20)...made his second career postseason start in AFC Championship game versus New England (1/27). **2000:** Missed five games because of a knee injury...started eight of the 11 games he played...played a role in the Steelers' fourth-ranked rushing offense...made his pro debut as the Steelers starting right tackle versus Baltimore (9/3)...started his second consecutive game at Cleveland (9/17)...helped pave the way for Jerome Bettis' first 100-yard rushing performance of the season...was injured (knee) early in the second quarter versus Tennessee (9/24) and did not return...was deactivated Friday because of his knee injury at Jacksonville (10/1)...was deactivated Friday because of his knee injury at N.Y. Jets (10/8)...was active but did not play at Baltimore (10/29)...made his first start at right tackle versus Jacksonville (11/19) since the Sept. 24 game at Tennessee...started his fourth game of the season at Cincinnati (11/26)...made his fifth start of the season—second consecutive—versus Oakland (12/3)...helped pave the way for Jerome Bettis' sixth 100-yard rushing performance...started his third consecutive game versus Washington (12/16) and helped pave the way for Jerome Bettis' seventh 100-yard game of the season.

COLLEGE: Was an All-American first-team selection by *Football News* in 1999...received third-team honors from *The Sporting News* and was an All-Pac 10 Conference first-team pick...registered 80 knockdowns...allowed only one sack while not being flagged for a penalty all year...started every game at left tackle, paving the way for an offense that averaged 389.9 yards per game...was an All-Pac 10 Conference honorable mention as a sophomore in 1998...started all year at left tackle for a team that averaged 411.8 yards-per-game...played in 10 games, starting seven contests, including the last five as a redshirt freshman...delivered 46 knockdowns...helped the Sun Devils average a Pac-10 best 193.8 yards rushing per game, and 4.5 yards-per-run...earned bachelor's degree in interdisciplinary studies.

PERSONAL: Was a 1996 graduate of Skyline (Oakland, Calif.) High...earned first-team All-Bay Area as well as second-team All-East Bay honors his senior year...named All-City during his junior and senior seasons...voted Skyline Offensive Player of the Year...named *West County Times* "Cream of the Crop" in 1995...ranked as the eighth-best college prospect in the Bay Area...earned prep All-Star first-team honors...became the school's first lineman to receive a Division I-A scholarship...is the son of James Smith and Nicole Jackson...Married (Kellie)...Full name: Marvel Amos Smith.

39 ERIK TOTTEN

SAFETY



HEIGHT– 5-9
WEIGHT– 194
COLLEGE– Western Washington
BIRTHDATE– January 21, 1980
BIRTHPLACE– Renton, Wash.
HOW ACQUIRED– FA-'02
NFL EXPERIENCE– 1st Year
GAMES PLAYED-STARTED/POSTSEASON– '02 (1-0/ps)
CAREER TOTALS: 1-0 (ps)

PRO: Is a tough, hard-hitting safety who spent most of the 2002 season on the team's practice squad...was elevated to the active roster Nov. 11, 2002, and dressed for one game when the defensive secondary became decimated with injuries...was returned to the practice squad Nov. 30.

COLLEGE: Set school career records for punt return yards (1,242), punt returns (104), kickoff return yards (1,347) and kickoff returns (60)...earned numerous All-American honors as a senior in 2001...led team with 69 tackles...intercepted three passes and returned one for touchdown...returned 36 punts for a 10.0 average and 19 kickoff returns for a 20.5 average...returned 39 punts for 612 yards (15.7 avg.) and 18 kickoffs for 491 (27.3 avg.) in 2000...tied for second on the team with 61 tackles as a junior...returned 23 punts for 237 yards (10.3 avg.) and four kickoffs for 79 yards (19.8 avg.) and recorded 47 tackles and one interception in 1999...registered 53 tackles as a freshman in 1998...returned 19 kickoffs for 387 yards (20.4 avg.)...majored in business.

PERSONAL: Was South Puget Sound League Defensive Back of the Year as senior at Tahoma High School in Kent, Wash....was voted first-team *Seattle Times* all-Area and all-league as a defensive back and a running back...is the son of Maggie and Terry Totten....father, Terry, played football at Montana State...Full name: Erik Terry Totten.

26 DESHEA TOWNSEND

CORNERBACK

**HEIGHT**–5-10**WEIGHT**–191**COLLEGE**–Alabama**BIRTHDATE**–September 8, 1975**BIRTHPLACE**–Batesville, Miss.**HOW ACQUIRED**–Draft (4th in 1998)**NFL EXPERIENCE**–6th Year**GAMES PLAYED-STARTED/POSTSEASON**–'98 (12-0/0-0), '99 (16-4/0-0), '00 (16-0/0-0), '01 (16-1/2-0), '02 (16-3/2-1)**CAREER TOTALS**: 76-8 (4-1)

PRO: Has proven to be a quality backup and starter when called upon the past five seasons...has improved his strength since being drafted in 1998...has emerged as the Steelers nickel back...is a standout on special teams...signed a four-year contract April 3, 2002 as an unrestricted free agent to remain a Steeler. **2002:** Had another solid season for the Steelers...finished with 30 total tackles (26 solos)...also had three interceptions...collected the first postseason interception of his career...also registered 15 special-teams tackles (11 solos) and had eight passes defended...had one tackle in season-opener at New England (9/9)...played 46 defensive snaps versus Oakland (9/15)...finished with three solo tackles and one pass defense...also was credited with one special-teams tackle...played 31 defensive snaps versus Cleveland (9/29)...finished with two solo tackles...also had one pass defense...logged 19 defensive plays at New Orleans (10/6)...finished with one solo tackle...also was credited with one pass defense...collected his first interception of the season at Cincinnati (10/13)...played 44 defensive snaps...finished with one total tackle and two solo special-teams tackles...finished with five solo tackles versus Indianapolis (10/21)...also was credited with a quarterback hit/pressure and one special-teams assist...collected his second interception of the season at Baltimore (10/27)...finished with one tackle...also was credited with two quarterback hits/pressures and two passes defended...finished with two solo tackles at Cleveland (11/3)...also was credited with a quarterback hit/pressure and one solo special-teams tackle...registered three total tackles (one solo) versus Atlanta (11/10)...nailed Michael Vick for a 14-yard loss that was originally considered a sack...logged 39 defensive plays...finished with one tackle at Tennessee (11/17)...also was credited with two quarterback hits/pressures...recorded two tackles versus Cincinnati (11/24)...played 36 defensive snaps...had one quarterback hit/pressure at Jacksonville (12/1)...made a big play on Jacksonville's final drive but it was nullified by penalty...played 26 defensive snaps...played five defensive snaps versus Houston (12/8)...had one special-teams assist...finished with two total tackles (one solo) versus Carolina (12/15)...also was credited with one pass defended and a team-high five special-teams tackles (three solos)...logged 33 defensive plays...had increased playing time due to the injury to Chad Scott at Tampa Bay (12/23)...finished with three solo tackles...also was credited with one pass

defensed...earned his first start of the season versus Baltimore (12/29) and responded admirably...recorded a big interception in end zone during the first quarter to thwart a potential Baltimore scoring drive...finished with four total tackles (three solos) and one pass defensed...earned his first start in the postseason for the injured Chad Scott in the Wild Card game versus Cleveland (1/5)...finished with seven total tackles (six solos)...also was credited with two passes defensed...collected his first career postseason interception in Divisional Playoff game at Tennessee (1/11)...finished with three solo tackles. **2001:** Had one of the best games of his pro career in the last game of the 2001 season when he collected the first two interceptions of his career...finished with 22 total tackles (20 solos)...also recorded two sacks and nine passes defensed...started the fifth game of his NFL career for the injured Chad Scott in season-opener at Jacksonville (9/9)...logged 53 defensive plays...finished with three solo tackles, one pass defensed, and a quarterback hurry/pressure...logged 19 defensive plays versus Cincinnati (10/7)...was credited with two pass defenses...logged 21 defensive plays at Kansas City (10/14)...had one tackle...registered his first sack of the season at Tampa Bay (10/21)...logged 35 defensive plays...finished with one solo tackle...logged 21 plays versus Tennessee (10/29)...finished with one solo tackle...also was credited with one pass defensed...played eight defensive snaps versus Baltimore (11/4)...was credited with two tackles, including his second sack of the season...also forced a fumble on the sack but was recovered by Baltimore...logged 19 defensive plays at Cleveland (11/11)...finished with one tackle...also was credited with one quarterback hurry/pressure and one pass defensed...played 24 defensive snaps versus Jacksonville (11/18)...was credited with one tackle, one quarterback hurry/pressure and two passes defensed...nearly had the first interception of his career at Tennessee (11/25), but it was overturned on a replay...played 17 defensive snaps...finished with one tackle and had one pass defensed...played 15 defensive snaps versus Minnesota (12/2)...was credited with three solo tackles...played 16 defensive snaps versus the N.Y. Jets (12/9)...finished with two total tackles...logged 24 defensive plays at Baltimore (12/6)...finished with one tackle...also was credited with one quarterback hurry/pressure and one pass defensed...had one special-teams tackle...played 20 defensive snaps versus Detroit (12/23)...finished with one special-teams tackle...played 51 defensive snaps at Cincinnati (12/30)...finished with one solo tackle...collected the first two interceptions of his career versus Cleveland (1/6/02)...also registered four total tackles (three solos)...finished with one solo tackle in AFC Playoff game versus Baltimore (1/20)...recorded one solo tackle in AFC Championship game versus New England (1/27)...also was credited with one special-teams tackle. **2000:** Finished the season with 20 total tackles, including 18 solo stops...also recorded a career-high 3½ sacks...was credited with nine pass defenses and had 14 special-teams tackles...had an excellent preseason and finished with two interceptions, including a 17-yard return for a TD...logged 10 defensive plays versus Baltimore (9/3)...was credited with a special-teams assist...had just 12 defensive plays at Cleveland (9/17)...registered two solo stops...logged 15 defensive snaps versus Tennessee (9/24)...had one tackle...also registered one solo special-teams tackle...logged a season-high 51 defensive snaps at Jacksonville (10/1)...finished with three total tackles...also was credited with his first career sack...logged 25 defensive snaps at N.Y. Jets (10/8)...was credited with four total tackles and two pass defenses...had a particularly strong game on special teams versus Cincinnati



nati (10/15)...led the team with three special-teams tackles (two solos)...also logged 22 defensive plays...registered one tackle and one pass defense...logged 19 total plays versus Cleveland (10/22)...registered one solo tackle...also was credited with one pass defense and a quarterback hurry/pressure...logged 12 defensive plays at Baltimore (10/29)...had one tackle...accumulated 20 defensive plays at Tennessee (11/5)...had one quarterback hurry/pressure and was credited with two pass defenses...also had one special-teams tackle...logged 34 defensive plays versus Philadelphia (11/12)...finished with three solo stops...also had one quarterback hurry/pressure...was credited with one special-teams assist...played 17 defensive snaps versus Jacksonville (11/19)...was credited with one solo tackle...logged 17 plays at Cincinnati (11/26)...was credited with a sack for seven yards...played 24 defensive snaps vs. Oakland (12/3)...finished with one tackle...also was credited with one quarterback hurry/pressure, one pass defense and two special-teams tackles...played 18 defensive snaps versus Washington (12/16)...finished with one tackle...logged 20 defensive plays at San Diego (12/24)...recorded 1½ sacks. **1999:** Started four games for the Steelers in place of the injured Chad Scott...performed admirably in Scott's absence...finished the season with 31 total tackles, including 23 solo stops...also had eight pass defenses and a forced fumble...was a solid special-teams player, contributing nine special-teams tackles...was a key component in the nickel and dime defenses...played mostly in passing situations and special teams in the season-opener at Cleveland (9/12)...was credited with one pass defense...played in the Steelers nickel and dime defenses at Baltimore (9/19)...tipped a pass that was intercepted by Dwayne Washington on the Ravens' initial drive of the game...finished with one total tackle, a pass defense and one special-teams tackle...played on 18 snaps versus Seattle (9/26)...was credited with one solo tackle...logged 17 plays but did not record any tackles versus Jacksonville (10/3)...finished with one solo tackle and a pass defense at Buffalo (10/10)...was credited with two tackles and two pass defenses at Cincinnati (10/17)...had 22 defensive snaps in Monday Night game versus Atlanta (10/25)...registered three solo tackles...finished with two special-teams tackles at San Francisco (11/7)...was forced into active duty when Chad Scott suffered his right knee injury versus Cleveland (11/14)...suffered a concussion a few plays after Scott's injury that forced him from the game...finished with two solo stops...made his first career start at left corner for the injured Chad Scott at Tennessee (11/21)...played on every defensive snap but one...finished with four total tackles (three solos) and one pass defense...started his second straight game for Chad Scott versus Cincinnati (11/28)...finished with a career-high six total tackles, including three solo stops...finished with a career-high seven total tackles, including five solo stops, at Jacksonville (12/2)...also downed a punt at the Jacksonville one-yard line...started his fourth straight game but was replaced by Chad Scott after Townsend suffered a mild ankle sprain versus Baltimore (12/12)...logged 10 plays at Kansas City (12/18)...was credited with one solo tackle...also recorded one special-teams tackle...logged 25 defensive plays versus Carolina (12/26)...finished with two total tackles...also was credited with two pass defenses...played on 10 defensive snaps versus Tennessee (1/2)...finished with three tackles and one special-teams stop. **1998:** Looked good early in his rookie debut in the season-opener at Baltimore (9/6), but a sprained knee ligament forced him out of action for the game...did not record any tackles...was a Friday deactivation for the Chicago game (9/13) because of his knee injury...was deactivated for four consecutive games because of



his knee injury...returned to active duty against Baltimore (10/18) for the first time since the season-opener versus the Ravens...played 21 snaps, registering one tackle and a pass defense...nearly intercepted an Eric Zeier pass on the Ravens' final series of the game...nearly had his second interception in as many weeks at Kansas City (10/26)...registered one solo tackle versus Tennessee (11/1) while seeing his most action of the season due to an ankle injury to Carnell Lake (33 plays)...played solidly in some key situations against Green Bay (11/9) to help contain Green Bay's explosive passing attack...was credited with one pass defense...also had one tackle...registered one assist in his limited playing time at Tennessee (11/15)...was credited with one solo tackle and one special-teams stop versus Jacksonville (11/22)...took 11 defensive snaps against New England (12/6)...did not record any tackles...had two solo tackles against Cincinnati (12/20)...played on 19 defensive downs...registered one solo tackle and a special-teams tackle in the season-finale at Jacksonville (12/28).

COLLEGE: Started since his freshman year in college...recorded 34 tackles and one sack during his senior season...returned one punt for five yards as a senior...concentrated his efforts on defense while regularly facing opposing team's top receiver...recorded 39 tackles, one sack, two interceptions and 14 pass break-ups as a junior in 1996...named first-team All-SEC by AP and *The Birmingham News*...was voted second-team All-SEC in coaches poll...blocked a field goal against Bowling Green...had five pass break-ups versus Auburn, one shy of the Alabama single-game record...returned six punts for 25 yards...recorded 25 tackles and four interceptions as a sophomore in 1995...returned 13 punts for 75 yards...was a second-team All-SEC selection by AP...returned a blocked field goal 90 yards for a touchdown vs. Georgia...recorded a pair of interceptions to preserve a 14-9 victory against Mississippi State...started every game during his freshman year...had 31 solo tackles (39 total), one sack and one interception...returned 12 punts for 151 yards...registered nine tackles and two pass break-ups versus Auburn...recorded 42-yard interception return against Florida in the SEC Championship Game...majored in business management.

PERSONAL: Played both offense and defense in high school...accounted for 1,800 yards of offense and 18 touchdowns as a senior quarterback while leading South Panola High School to the 5A state championship in 1992...was high school teammate of Cleveland Browns linebacker and former Alabama defender Dwayne Rudd...is the son of Willie and Lena Townsend...Full name: Trevor Deshea Townsend.

TOWNSEND'S CAREER STATISTICS

Regular Season

TACKLES	Solo	AT	Total	Sp.T.	Sacks	FF	FR	INTERCEPTIONS	No.	Yds.	Avg.	LG	TD
1998 Pittsburgh (AFC)	9	0	9	3	0.0	0	0	1998 Pittsburgh (AFC)	0	0	0.0	—	0
1999 Pittsburgh (AFC)	23	8	31	9	0.0	0	0	1999 Pittsburgh (AFC)	0	0	0.0	—	0
2000 Pittsburgh (AFC)	18	2	20	14	3.5	0	0	2000 Pittsburgh (AFC)	0	0	0.0	—	0
2001 Pittsburgh (AFC)	20	1	21	2	2.0	0	0	2001 Pittsburgh (AFC)	2	7	3.5	7	0
2002 Pittsburgh (AFC)	26	4	30	15	1.0	0	0	2002 Pittsburgh (AFC)	3	0	0.0	0	0
NFL Totals (5 years)	96	15	111	33	6.5	0	0	NFL Totals (5 years)	5	7	1.8	7	0

Postseason

TACKLES	Solo	AT	Total	Sp.T.	Sacks	FF	FR	INTERCEPTIONS	No.	Yds.	Avg.	LG	TD
2001 Pittsburgh (AFC)	2	0	2	0	0.0	0	0	2001 Pittsburgh (AFC)	0	0	0.0	—	0
2002 Pittsburgh (AFC)	9	1	10	0	0.0	0	0	2002 Pittsburgh (AFC)	1	0	0.0	0	0
NFL Totals (2 years)	11	1	12	0	0.0	0	0	NFL Totals (2 years)	1	0	0.0	0	0



TOWNSEND'S GAME-BY-GAME STATISTICS

2002

Date	Opponent	T	AT	TOT	Sack/				
					YDS	INT	PD	FF	FR
9/9	at Jacksonville	3	0	3	0.0/0	0/0	1	0	0
9/9	at New England	1	0	1	0.0/0	0/0	0	0	0
9/15	OAKLAND	3	0	3	0.0/0	0/0	1	0	0
9/29	CLEVELAND	2	0	2	0.0/0	0/0	1	0	0
10/6	at New Orleans	1	0	1	0.0/0	0/0	1	0	0
10/13	at Cincinnati	1	0	1	0.0/0	1/0	1	0	0
10/21	INDIANAPOLIS	5	0	5	0.0/0	0/0	0	0	0
10/27	at Baltimore	1	0	1	0.0/0	1/0	2	0	0
11/3	at Cleveland	2	0	2	0.0/0	0/0	0	0	0
11/10	ATLANTA	1	2	3	0.0/14	0/0	0	0	0
11/17	at Tennessee	0	1	1	0.0/0	0/0	0	0	0
11/24	CINCINNATI	2	0	2	0.0/0	0/0	0	0	0
12/1	at Jacksonville	0	0	0	0.0/0	0/0	0	0	0
12/8	HOUSTON	0	0	0	0.0/0	0/0	0	0	0
12/15	CAROLINA	1	1	2	0.0/0	0/0	0	0	0
12/23	at Tampa Bay	3	0	3	0.0/0	0/0	1	0	0
12/29	BALTIMORE	3	0	3	0.0/0	1/0	1	0	0
SEASON TOTALS		26	4	30	0.0/0	3/0	9	0	0

POSTSEASON

1/5	CLEVELAND	6	1	7	0.0/0	0/0	2	0	0
1/11	at Tennessee	3	0	3	0.0/0	1/0	1	0	0
POSTSEASON TOTALS		9	1	10	0.0/0	1/0	3	0	0

2001

Date	Opponent	T	AT	TOT	Sack/				
					YDS	INT	PD	FF	FR
9/9	at Jacksonville	3	0	3	0.0/0	0/0	1	0	0
9/30	at Buffalo	0	0	0	0.0/0	0/0	0	0	0
10/7	CINCINNATI	0	0	0	0.0/0	0/0	2	0	0
10/14	at Kansas City	1	0	1	0.0/0	0/0	0	0	0
10/21	at Tampa Bay	1	0	1	1.0/9	0/0	0	0	0
10/29	TENNESSEE	1	0	1	0.0/0	0/0	1	0	0
11/4	BALTIMORE	1	1	2	1.0/4	0/0	0	1	0
11/11	at Cleveland	1	0	1	0.0/0	0/0	1	0	0
11/18	JACKSONVILLE	1	0	1	0.0/0	0/0	1	0	0
11/25	at Tennessee	1	0	1	0.0/0	0/0	1	0	0
12/2	MINNESOTA	3	0	3	0.0/0	0/0	0	0	0
12/9	N.Y. JETS	2	0	2	0.0/0	0/0	0	0	0
12/16	at Baltimore	1	0	1	0.0/0	0/0	1	0	0
12/23	DETROIT	0	0	0	0.0/0	0/0	0	0	0
12/30	at Cincinnati	0	0	0	0.0/0	0/0	0	0	0
1/6/02	CLEVELAND	4	0	4	0.0/0	2/7	0	0	0
SEASON TOTALS		20	1	21	2.0/13	2/7	8	1	0

POSTSEASON

1/20	BALTIMORE	1	0	1	0.0/0	0/0	0	0	0
1/27	NEW ENGLAND	1	0	1	0.0/0	0/0	0	0	0
POSTSEASON TOTALS		2	0	2	0.0/0	0/0	0	0	0

TOWNSEND'S GAME-BY-GAME STATISTICS (cont.)**2000**

Date	Opponent	T	AT	TOT	Sack/		PD	FF	FR
					YDS	INT			
9/3	BALTIMORE	0	0	0	0.0/0	0	0	0	0
9/17	at Cleveland	2	0	2	0.0/0	0	0	0	0
9/24	TENNESSEE	1	0	1	0.0/0	0	0	0	0
10/1	at Jacksonville	3	0	3	1.0/6	0	2	0	0
10/8	at N.Y. Jets	4	0	4	0.0/0	0	2	0	0
10/15	CINCINNATI	0	1	1	0.0/0	0	1	0	0
10/22	CLEVELAND	1	0	1	0.0/0	0	1	0	0
10/29	at Baltimore	1	0	1	0.0/0	0	0	0	0
11/5	at Tennessee	0	0	0	0.0/0	0	2	0	0
11/12	PHILADELPHIA	3	0	3	0.0/0	0	0	0	0
11/19	JACKSONVILLE	0	1	1	0.0/0	0	0	0	0
11/26	at Cincinnati	1	0	1	1.0/7	0	0	0	0
12/3	OAKLAND	1	0	1	0.0/0	0	1	0	0
12/10	at N.Y. Giants	0	0	0	0.0/0	0	0	0	0
12/16	WASHINGTON	1	0	1	0.0/0	0	0	0	0
12/24	at San Diego	0	0	0	1.5/9.5	0	0	0	0
SEASON TOTALS		18	2	20	3.5/22.5	0	9	0	0

1999

Date	Opponent	T	AT	TOT	Sack/		PD	FF	FR
					YDS	INT			
9/12	at Cleveland	0	0	0	0/0	0/0	0	0	0
9/19	at Baltimore	1	0	1	0/0	0/0	1	0	0
9/26	SEATTLE	1	0	1	0/0	0/0	0	0	0
10/3	JACKSONVILLE	0	0	0	0/0	0/0	0	0	0
10/10	at Buffalo	1	0	1	0/0	0/0	0	0	0
10/17	at Cincinnati	1	1	2	0/0	0/0	2	1	0
10/25	ATLANTA	3	0	3	0/0	0/0	0	0	0
11/7	at San Francisco	0	0	0	0/0	0/0	0	0	0
11/14	CLEVELAND	0	0	0	0/0	0/0	0	0	0
11/21	at Tennessee	3	1	4	0/0	0/0	1	0	0
11/28	CINCINNATI	3	3	6	0/0	0/0	0	0	0
12/2	at Jacksonville	5	2	7	0/0	0/0	0	0	0
12/12	BALTIMORE	0	0	0	0/0	0/0	2	0	0
12/18	at Kansas City	1	0	1	0/0	0/0	0	0	0
12/26	CAROLINA	2	0	2	0/0	0/0	2	0	0
1/2	TENNESSEE	2	1	3	0/0	0/0	0	0	0
SEASON TOTALS		23	8	31	0/0	0/0	8	1	0



84 JERAME TUMAN

TIGHT END



(Jer a MEE TOO man)

HEIGHT—6-4

WEIGHT—270

COLLEGE—Michigan

BIRTHDATE—March 24, 1976

BIRTHPLACE—Liberal, Kan.

HOW ACQUIRED—Draft (5th in 1999)

NFL EXPERIENCE—5th Year

GAMES PLAYED-STARTED/POSTSEASON—'99 (7-0/0-0), '00 (16-1/0-0), '01 (16-7/2-2), '02 (13-7/2-2)

CAREER TOTALS: 52-15 (4-4)

PRO: Continues to provide depth at the tight end position, serving as the top reserve for starter Mark Bruener...has made his greatest contribution to the team the past two seasons as Bruener's replacement when Bruener had season-ending shoulder surgery and knee surgeries, respectively...has added weight and strength since his arrival...has blossomed into a solid NFL tight end. **2002:** Started seven of the 13 games in which he played...finished with four receptions for 63 yards and one TD...also scored a TD in the postseason...was inactive because of a quad injury versus Indianapolis (10/21)...was inactive for the second straight week at Baltimore (10/27)...was active for the first time in four weeks versus Atlanta (11/10)...returned in a big way and caught his first pass in a regular-season contest since Dec. 16 game at Baltimore, scoring his second career TD on an 18-yard pass from Tommy Maddox...caught a big 27-yard pass from Kordell Stewart at Jacksonville (12/1)...started in place of Mark Bruener versus Carolina (12/15)...had one reception for six yards...caught one pass for 12 yards versus Baltimore (12/29)...also helped pave the way for Amos Zereoue's third 100-yard rushing performance of the season...had three catches for 18 yards and a TD, the first postseason touchdown of his career, in Wild Card game versus Cleveland (1/5)...was held without a reception in Divisional Playoff at Tennessee (1/11). **2001:** Started in seven games for the Steelers...finished with seven receptions—his first as a pro—for 96 yards and one TD...played but did not have a reception in season-opener at Jacksonville (9/9)...made his first pro reception at Kansas City (10/14), a key 23-yarder...caught his second career pass for his first touchdown in spectacular fashion at Tampa Bay (10/21) on the receiving end of a pass from Jerome Bettis that resulted in a 32-yard TD...filled in admirably for Mark Bruener who missed the entire second half with a shoulder injury versus Jacksonville (11/18)...caught one pass for 12 yards...made his second pro start for the injured Mark Bruener at Tennessee (11/25)...caught one pass for two yards...started his second consecutive game for Mark Bruener versus Minnesota (12/2)...had one reception for 12 yards...had one reception for nine yards versus the N.Y. Jets (12/9)...had one catch for six yards at Baltimore (12/6)...started his first playoff game versus Baltimore (1/20)...caught one pass for three yards in AFC Championship game versus New England (1/27). **2000:** Had one reception for 19 yards during the preseason...played in the season-

opener versus Baltimore (9/3)...saw considerably more action at Jacksonville (10/1) because of the injury to Mark Bruener...registered one special-teams tackle versus Cleveland (10/22). **1999:** Played in seven games...played on special teams and in some short-yardage situations in season-opener at Cleveland (9/12)...played exclusively on special teams the next two games...saw some time from scrimmage versus Jacksonville (10/3)...suffered a season-ending torn (right) anterior cruciate ligament in the first half of the Monday Night game versus Atlanta (10/25)...was placed on the injured reserve list Oct. 27.

COLLEGE: Ranks 11th on the school's all-time receiving list with 98 catches and 13th in yardage with 1,279 yards and 13 touchdowns...was an effective receiver who caught at least one pass in 33 of his last 35 games...earned consensus All-Big Ten first-team honors...started 12 games in 1998 and caught 27 passes for 247 yards (9.1 avg.) and two touchdowns as a senior...was a first-team *Football News* All-America, and a third-team selection by *The Sporting News* as a junior...voted a consensus first-team All Big Ten choice...started 10-of-11 games...caught 29 passes for 437 yards and five touchdowns...caught five passes for 126 yards versus Colorado, the second-most yards ever gained by a Michigan tight end in a single game...was a first-team All-Big Ten selection in 1996...caught a career-high 33 passes for 524 yards (15.9 avg.) and five touchdowns...appeared in three games and started three as a freshman...majored in movement science, enrolled in Division of Kinesiology.

PERSONAL: Was a *Prep Football Report* All-America and All-Midlands selection as a defensive end and tight end at Liberal (Kansas) High...rated the fifth best tight end prospect in the nation by *Blue Chip Illustrated*...had 71 receptions for 1,441 yards and 19 touchdowns, while collecting 26 sacks with 11 interceptions during his three-year career...caught 15 passes for 280 yards and recorded 68 tackles with eight sacks, five fumble recoveries and four interceptions as a senior...was a two-time All-Area and All-Conference pick in basketball...averaged 17.5 points and 14.6 rebounds as a senior...lettered in track, competing in the discus, triple jump and sprint relays...born in Liberal, Kansas...Full name: Jerame Dean Tuman.

TUMAN'S CAREER STATISTICS

Regular Season

RECEIVING	No.	Yds.	Avg.	LG	TD
1999 Pittsburgh (AFC)	0	0	0.0	—	0
2000 Pittsburgh (AFC)	0	0	0.0	—	0
2001 Pittsburgh (AFC)	7	96	13.7	32t	1
2002 Pittsburgh (AFC)	4	63	15.8	27	1
NFL Totals (4 years)	12	159	13.3	32t	2

Postseason

RECEIVING	No.	Yds.	Avg.	LG	TD
2001 Pittsburgh (AFC)	1	3	3.0	3	0
2002 Pittsburgh (AFC)	3	18	6.0	9	1
NFL Totals (2 years)	4	21	5.3	9	1



TUMAN'S GAME-BY-GAME STATISTICS

2002

Date	Opponent	No.	Yds.	Avg.	Lg.	TD
9/9	at Jacksonville	0	0	0.0	—	0
9/9	at New England	0	0	0.0	—	0
9/15	OAKLAND	0	0	0.0	—	0
9/29	CLEVELAND	0	0	0.0	—	0
10/6	at New Orleans	0	0	0.0	—	0
10/13	at Cincinnati	0	0	0.0	—	0
10/21	INDIANAPOLIS			INACTIVE		
10/27	at Baltimore			INACTIVE		
11/3	at Cleveland			INACTIVE		
11/10	ATLANTA	1	18	18.0	18	1
11/17	at Tennessee	0	0	0.0	—	0
11/24	CINCINNATI	0	0	0.0	—	0
12/1	at Jacksonville	1	27	27.0	27	0
12/8	HOUSTON	0	0	0.0	—	0
12/15	CAROLINA	1	6	6.0	6	0
12/23	at Tampa Bay	0	0	0.0	—	0
12/29	BALTIMORE	1	12	12.0	12	0
SEASON TOTALS		4	63	15.8	27	1

POSTSEASON

1/5	CLEVELAND	3	18	6.0	9	1
1/11	at Tennessee	0	0	0.0	—	0
POSTSEASON TOTALS		3	18	6.0	9	1

2001

Date	Opponent	No.	Yds.	Avg.	Lg.	TD
9/9	at Jacksonville	0	0	0.0	—	0
9/30	at Buffalo	0	0	0.0	—	0
10/7	Cincinnati	0	0	0.0	—	0
10/14	at Kansas City	1	23	23.0	23	0
10/21	at Tampa Bay	1	32	32.0	32	1
10/29	Tennessee	0	0	0.0	—	0
11/4	Baltimore	0	0	0	—	0
11/11	at Cleveland	0	0	0	—	0
11/18	Jacksonville	1	12	12.0	12	0
11/25	at Tennessee	1	2	2.0	2	0
12/2	Minnesota	1	12	12.0	12	0
12/9	N.Y. Jets	1	9	9.0	9	0
12/16	at Baltimore	1	6	6.0	6	0
12/23	Detroit	0	0	0.0	—	0
12/30	at Cincinnati	0	0	0.0	—	0
1/6/02	CLEVELAND	0	0	0.0	—	0
SEASON TOTALS		7	96	13.7	32	1

POSTSEASON

1/20	BALTIMORE	0	0	0.0	—	0
1/27	NEW ENGLAND	1	3	3.0	3	0
POSTSEASON TOTALS		1	3	3.0	3	0

68 KEYDRICK VINCENT

GUARD



HEIGHT—6-5
WEIGHT—320
COLLEGE—Mississippi
BIRTHDATE—April 13, 1978
BIRTHPLACE—Bartow, Fla.
HOW ACQUIRED—FA-'01
NFL EXPERIENCE—3rd Year
GAMES PLAYED-STARTED/POSTSEASON—'01 (5-1/1-0), '02 (7-1/2-0)
CAREER TOTALS: 19-3 (3-0)

PRO: Was one of the surprise undrafted free agents in 2001 who made the final 53-man roster...is a big, physical player with excellent movement...provides quality depth at both guard positions...signed a one-year contract with the team Feb. 20, 2003. **2002:** Started one of the seven games in which he played...was inactive for the first five games...was active for the first time at Baltimore (10/27)...was active for second consecutive week at Cleveland (11/3)...made his first start of the season at right guard at Jacksonville (12/1) for injured Kendall Simmons...replaced the injured Kendall Simmons, who suffered a laceration on his right hand, in Wild Card game versus Cleveland (1/5). **2001:** Was deactivated for the first nine weeks...made his pro debut at right guard at Tennessee (11/25)...filled in for Oliver Ross who had to move to right tackle due to an injury to Marvel Smith...was deactivated versus the N.Y. Jets (12/9), at Baltimore (12/16) and versus Detroit (12/23)...started in place of Alan Faneca versus Cleveland (1/6/02)...helped lead the offense to its sixth 200-yard rushing performance of the season...was deactivated for the AFC Playoff game versus Baltimore (1/20)...was active but played solely on special teams in AFC Championship game versus New England (1/27).

COLLEGE: Appeared in all 12 games in 2000...started 11 games at right guard...helped offensive line allow the fewest sacks in the Southeastern Conference and tie for third-fewest in the nation with seven...played in 11 games and made eight starts at right guard as a junior...missed Tulane game after having surgery on his left knee...helped team rank second in conference in rushing with 182.5 yards-per-game...team ranked second in SEC for fewest sacks allowed in 1999 (16)...played in all 12 games and earned his second letter in 1998...played in 11-of-12 games as a true freshman...majored in banking and finance.

PERSONAL: Is single...earned four letters at Class 5-A Lake Gibson High...was a first-team All-State defensive line selection...played in the Florida-Georgia All-Star game...selected to *SuperPrep* All-Florida team...named *USA Today* honorable mention All-America...received first-team All-Area, All-County and All-District honors...was credited with 52 tackles in only four games on defense as a senior...lettered four times in track...finished second in the state in the discus and third in the shot...received Polk County Athlete of the Year honors in track...is the son of Linda Grace...resides in Florida...Full name: Keydrick Trepell Vincent.



67 KIMO von OELHOFFEN

DEFENSIVE LINE



(Pronounced KEE-moe von OHL-hoffen)

HEIGHT-6-3

WEIGHT-300

COLLEGE-Boise State

BIRTHDATE-January 30, 1971

BIRTHPLACE-Kaunakakai, Hawaii

HOW ACQUIRED-UFA - '00

NFL EXPERIENCE-10th Year

GAMES PLAYED-STARTED/POSTSEASON- '94 (8-0/0-0), '95 (16-1/0-0), '96 (11-1/0-0), '97 (13-13/0-0), '98 (16-16/0-0), '99 (16-5/0-0), '00 (16-16/0-0), '01 (15-15/2-2), '02 (16-16/2-2)

CAREER TOTALS: 127-83 (4-4)

STEELERS TOTALS: 37-37 (4-4)

PRO: Has been an anchor on the Steelers defensive front since arriving as an unrestricted free agent from Cincinnati Feb. 18, 2000...moved from nose tackle to his more natural defensive end in 2001...signed a two-year contract extension June 10, 2002, keeping him under contract until 2005...was the Steelers first acquisition in the free agency period prior to the 2000 season and proved to be a valuable addition...is a strong and stocky player with enough athletic ability to play anywhere on the defensive line...has forged a solid NFL career from background which included no high school football experience and Division I-AA action at the college level. **2002:** Produced another solid season...finished with 35 total tackles (28 solos stops)...also had three sacks and a fumble recovery...was credited with three passes defended...played 43 defensive snaps in season-opener at New England (9/9)...finished with 1½ sacks and three tackles...also was credited with one quarterback hit/pressure...logged 69 defensive plays versus Oakland (9/15)...was credited with two total tackles (one solo) and two quarterback hits/pressures...played 56 defensive snaps versus Cleveland (9/29)...finished with four total tackles and a half sack...also had two quarterback hits/pressures...logged 50 defensive plays at New Orleans (10/6)...recorded two solo tackles, both for either no gain or a loss...played 44 defensive snaps at Cincinnati (10/13)...finished with one total tackle...also was credited with two quarterback hits/pressures...registered three solo tackles versus Indianapolis (10/21)...also was credited with two quarterback hits/pressures...logged 40 defensive snaps...finished with three total tackles at Baltimore (10/27)...also was credited with one pass defended...logged 46 defensive plays...finished with one solo tackle at Cleveland (11/3)...logged 23 defensive plays...also was credited with three quarterback hits/pressures...registered two total tackles (one solo) versus Atlanta (11/10)...also was credited with one quarterback hit/pressure...played 53 defensive snaps...finished with two tackles at Tennessee (11/17), both solos...also was credited with one quarterback hit/pressure...logged 60 defensive plays...was credited with two solo tackles versus Cincinnati (11/24)...logged 33 defensive plays...finished with two tackles (one solo)

at Jacksonville (12/1)...played 31 defensive snaps...registered three total tackles (two solos) versus Houston (12/8), including 1½ for losses of two yards...finished with four total tackles (two solos) versus Carolina (12/15)...also was credited with a fumble recovery, one quarterback hit/pressure and a pass defended...played 46 defensive snaps...had another productive day at Tampa Bay (12/23)...finished with one tackle, including a sack for four yards...also was credited with one pass defended...finished with one assist in Wild Card game versus Cleveland (1/5)...registered the Steelers' only sack of the Divisional Playoff game at Tennessee (1/11), nailing Steve McNair for a seven-yard loss...finished with three solo tackles.

2001: Started all but one of the Steelers' games...missed the Sept. 30 Buffalo game because of an ankle injury...finished with 27 total tackles (23 solo stops)...also was credited with four sacks and two fumble recoveries...started his 17th consecutive game as a Steeler and his first at right end in season-opener at Jacksonville (9/9)...suffered a right ankle injury on the initial defensive series and did not return...logged two plays before being injured...was deactivated because of his ankle injury at Buffalo (9/30)...returned to action versus Cincinnati (10/7) after missing one game due to an ankle injury...logged 46 defensive plays...was credited with one assist...played 48 defensive snaps at Kansas City (10/14)...finished with one solo tackle...logged 43 defensive plays at Tampa Bay (10/21)...had a career-high three sacks...finished with seven total tackles...also was credited with one quarterback hurry/pressure...logged 27 defensive plays versus Tennessee (10/29)...finished with one assisted tackle...also was credited with a quarterback hurry/pressure...played 44 defensive snaps but was held without a tackle versus Baltimore (11/4)...played 46 defensive snaps at Cleveland (11/11)...finished with one tackle...also was credited three quarterback hurries/pressures...played a strong game versus Jacksonville (11/18)...logged 39 defensive plays...finished with three tackles, including one sack...also recovered two fumbles...logged 26 defensive plays at Tennessee (11/25)...finished with one tackle and one quarterback hurry/pressure...logged 39 defensive snaps versus Minnesota (12/2)...finished with two total tackles...also had two quarterback hurries/pressures...played 36 defensive snaps versus the N.Y. Jets (12/9)...finished with three total tackles (two solos)...logged 46 defensive plays at Baltimore (12/16)...finished with one tackle...also had one pass defense...played 40 defensive snaps versus Detroit (12/23)...registered four solo tackles...also had three quarterback hurries/pressures...logged 80 defensive plays at Cincinnati (12/30)...finished with four total tackles (three solos)...also was credited with two quarterback hurries/pressures and a forced fumble...was credited with two tackles (one solo) versus Cleveland (1/6/02)...finished with three unassisted tackles in AFC Playoff game versus Baltimore (1/20)...played in the first playoff game of his eight-year career...registered one solo tackle in AFC Championship game versus New England (1/27).

2000: Started all 16 games at nose tackle and had an All-Pro-caliber season...finished with 52 total tackles (38 solo stops) and one sack...also was credited with three pass defenses and a forced fumble...logged 51 defensive plays versus Baltimore (9/3)...registered three total tackles (all assists)...also was credited with three quarterback hurries/pressures...played 36 defensive snaps at Cleveland (9/17)...finished with two solo stops...also was credited with two quarterback hurries/pressures...played 41 defensive plays versus Tennessee (9/24)...finished with seven total tackles, including four solos...also was credited with an assist for no gain...had an exceptional game at Jacksonville (10/1)...was



credited with just two tackles and two quarterback hurries/pressures but was very disruptive...continued his solid play versus Cleveland (10/15)...logged 46 defensive snaps...was credited with four total tackles (three solos)...also recorded a quarterback hurry/pressure and one pass defense...logged four total tackles (three solos) versus Cleveland (10/22)...also was credited with one quarterback hurry/pressure...was solid anchoring the defensive front at Baltimore (10/29)...logged 39 plays...finished with two tackles...also was credited with three quarterback hurries/pressures and a pass defended...played another tough, physical game at Tennessee (11/5)...logged 60 defensive snaps...finished with six total tackles...also was credited with one quarterback hurry/pressure and 1½ tackles for losses of two yards...logged 58 defensive plays versus Philadelphia (11/12)...finished with four total tackles, including his first sack as a Steeler...also was credited with three quarterback hurries/pressures...logged 57 defensive plays versus Jacksonville (11/19)...finished with two solo tackles...also was credited with two quarterback hurries/pressures...played 49 defensive snaps at Cincinnati (11/26)...finished with three tackles...also was credited with one quarterback hurry/pressure...logged 60 defensive plays versus Oakland (12/3)...finished with five total tackles...also had one key pass defense on Oakland's final drive of the game...logged 41 defensive plays versus Washington (12/16)...finished with one tackle...also was credited with a quarterback hurry/pressure and one caused fumble...played 41 defensive snaps at San Diego (12/24)...finished with two tackles...also was credited with three quarterback hurries/pressures. **1999:** Had his top overall effort of season in starting role for victory versus Cleveland (12/6) with a sack, a forced fumble, a fumble recovery and four tackles (three solo)...stopped Marc Edwards for no gain at Cincinnati 11, forced a fumble and made recovery at the 11 in second quarter of that game with Bengals protecting 17-7 lead...sacked Tim Couch for minus-8 yards in fourth quarter...led line in tackles as defense allowed only 11 net rushing yards, fewest in Bengals history...posted season-high five tackles (4 solo) in reserve role versus Baltimore (11/21), tying for line lead...was elevated to the starting left defensive tackle position the following week at Pittsburgh (11/28)...had two solo tackles in victory at Pittsburgh...registered his first sack of season for minus-7 yards against Kordell Stewart in second quarter versus Pittsburgh (10/17)...sacked Mark Brunell for minus-10 yards in second quarter versus Jacksonville (10/31)...pressured Jeff Garcia against San Francisco (12/5), helping force first-quarter interception by John Copeland...closed the season at Jacksonville (1/2) with three solo tackles and a five-yard sack of Jay Fiedler in second quarter. **1998:** Started every game for the first time in his five-year career in '98, and posted career highs in total tackles (45) and solos (36)...ranked second on defensive line in tackles (45) behind DE Michael Bankston...led defensive line in passes defended (3)...led line in tackles in three games — Sept. 6 vs. Tennessee (5 solo), Oct. 18 at Tennessee (6 solo) and Oct. 25 at Oakland (5 solo)...broke up third-down pass from Jim Harbaugh intended for Priest Holmes in second quarter Nov. 22 vs. Baltimore, forcing Ravens punt. **1997:** Despite missing three games, finished as line's second-leading tackler with 42 (32 solo) behind only John Copeland...led line in tackles for four games in a five-game stretch before missing next three games with ankle injury...led line with 5 tackles (4 solo) at Tennessee (10/12) and also led line the next two weeks with 6 tackles (5 solo) versus Pittsburgh (10/19) and season-high eight tackles (6 solo) at N.Y. Giants (10/26)...had two solos versus



San Diego (11/2) and came back to lead line again at Indianapolis (11/9) with four tackles (2 solo) despite suffering ankle injury in that game...returned from injury to start season's final two games, recording two solo tackles versus Dallas (12/14) and two tackles (one solo) versus Baltimore (12/21)...started games 1-10 and 14-16...suffered ankle sprain in Game 10 at Indianapolis (11/9) and was on weekly inactive list due to injury for Games 11-13. **1996:** Recorded 17 total tackles, including 14 solos and one for loss, more than doubled total of eight from 1995 season...came up big in starting assignment in victory at Houston (12/15), taking part in two sacks and leading line with seven tackles (five solo and one for loss)...teamed with Tim Morabito to sack Chris Chandler for no gain in third quarter and teamed with Corey Sawyer to drop Steve McNair for five-yard loss in fourth quarter...also had a deflected pass...led line with three solo tackles at San Diego (9/8), filling in at both tackle positions...led line with three solos in comeback victory at Baltimore (11/3)...started game at right tackle for injured Tim Johnson...was on weekly inactive list for Games 1, 4, 7-8 and 11...also was inactive for Game 7 at San Francisco due to shoulder strain. **1995:** Played as reserve in Games 1-3 and 5-16...started at right defensive tackle in Game 4 versus Houston (9/24) for injured Keith Rucker...had two solo tackles in three games—versus Pittsburgh (11/19), at Cleveland (12/17) and versus Minnesota (12/24)...had two tackles (1 solo) and a batted pass at Jacksonville (11/26)...had two games with more than 20 snaps—22 versus Jacksonville (9/10) and season-high 46 versus Minnesota (12/24)...was credited by coaches with major contribution on kickoff return team, where he was a starter most of the year. **1994:** Had two solo tackles in NFL debut at San Diego (9/11)...played in Games 2-6, 10, 13 and 15...was on inactive list for Games 1, 7-9, 11-12, 14 and 16.

COLLEGE: Began college career in 1990 at University of Hawaii, but transferred to Walla Walla (Wash.) J.C. in 1991 and to Boise State in 1992...played only half the season in '92 due to a stress fracture in foot, but had two sacks, four tackles for loss and a fumble recovery...was slowed in his senior season by a sprained ankle, but still recorded four sacks, four tackles for loss and five passes defended...drafted by Bengals in 6th round (162nd overall).

PERSONAL: Hometown is Kaunakakai, Hawaii...attended Molokai High School, which did not field a football team...married (Tondi) with three daughters, Jalyn (8/22/93), Kamri (10/2/98) and Talia (10/7/02)...father is German-Hawaiian, and his mother is Hawaiian-Portuguese...Full name: Kimo von Oelhoffen.



VON OELHOFFEN'S GAME-BY-GAME STATISTICS

2002

Date	Opponent	T	AT	TOT	Sack/		PD	FF	FR
					YDS	INT			
9/9	at New England	3	0	3	1.5/12	0/0	0	0	0
9/15	OAKLAND	1	1	2	0.0/0	0/0	0	0	0
9/29	CLEVELAND	3	1	4	0.5/3	0/0	0	0	0
10/6	at New Orleans	2	0	2	0.0/0	0/0	0	0	0
10/13	at Cincinnati	1	0	1	0.0/0	0/0	0	0	0
10/21	INDIANAPOLIS	3	0	3	0.0/0	0/0	0	0	0
10/27	at Baltimore	3	0	3	0.0/0	0/0	1	0	0
11/3	at Cleveland	1	0	1	0.0/0	0/0	0	0	0
11/10	ATLANTA	1	1	2	0.0/0	0/0	0	0	0
11/17	at Tennessee	2	0	2	0.0/0	0/0	0	0	0
11/24	CINCINNATI	2	0	2	0.0/0	0/0	0	0	0
12/1	at Jacksonville	1	1	2	0.0/0	0/0	0	0	0
12/8	HOUSTON	2	1	3	0.0/0	0/0	0	0	0
12/15	CAROLINA	2	2	4	0.0/0	0/0	1	0	1
12/23	at Tampa Bay	1	0	1	1.0/4	0/0	1	0	0
12/29	BALTIMORE	0	0	0	0.0/0	0/0	0	0	0
SEASON TOTALS		28	7	35	3.0/19.5	0/0	3	0	1

POSTSEASON

1/5	CLEVELAND	0	1	1	0.0/0	0/0	0	0	0
1/11	at Tennessee	3	0	3	1.0/7	0/0	0	0	0
POSTSEASON TOTALS		3	1	4	1.0/7	0/0	0	0	0

2001

Date	Opponent	T	AT	TOT	Sack/		PD	FF	FR
					YDS	INT			
9/9	at Jacksonville	0	0	0	0.0/0	0/0	0	0	0
9/30	at Buffalo	INACTIVE							
10/7	CINCINNATI	0	1	1	0.0/0	0/0	0	0	0
10/14	at Kansas City	1	0	1	0.0/0	0/0	0	0	0
10/21	at Tampa Bay	7	0	7	3.0/11	0/0	0	0	0
10/29	TENNESSEE	0	1	1	0.0/0	0/0	0	0	0
11/4	BALTIMORE	0	0	0	0.0/0	0/0	0	0	0
11/11	at Cleveland	1	0	1	0.0/0	0/0	0	0	0
11/18	JACKSONVILLE	2	1	3	1.0/8	0/0	0	0	2
11/25	at Tennessee	1	0	1	0.0/0	0/0	0	0	0
12/2	MINNESOTA	2	0	2	0.0/0	0/0	0	0	0
12/9	N.Y. JETS	2	1	3	0.0/0	0/0	0	0	0
12/16	at Baltimore	1	0	1	0.0/0	0/0	1	0	0
12/23	DETROIT	4	0	4	0.0/0	0/0	0	0	0
12/30	at Cincinnati	3	1	4	0.0/0	0/0	0	1	0
1/6/02	CLEVELAND	0	0	0	0.0/0	0/0	0	0	0
SEASON TOTALS		24	5	29	4.0/19	0/0	1	1	2

POSTSEASON

1/20	BALTIMORE	3	0	3	0.0/0	0/0	0	0	0
1/27	NEW ENGLAND	1	0	1	0.0/0	0/0	0	0	0
POSTSEASON TOTALS		4	0	4	0.0/0	0/0	0	0	0



2000

Date	Opponent	T	AT	TOT	Sack/ YDS	INT	PD	FF	FR
9/3	BALTIMORE	0	3	3	0.0/0	0	0	0	0
9/17	at Cleveland	2	0	2	0.0/0	0	0	0	0
9/24	TENNESSEE	4	3	7	0.0/0	0	0	0	0
10/1	at Jacksonville	2	0	2	0.0/0	0	0	0	0
10/8	at N.Y. Jets	2	0	2	0.0/0	0	0	0	0
10/15	CINCINNATI	3	1	4	0.0/0	0	0	0	0
10/22	CLEVELAND	3	1	4	0.0/0	0	0	0	0
10/29	at Baltimore	2	0	2	0.0/0	0	1	0	0
11/5	at Tennessee	5	1	6	0.0/0	0	0	0	0
11/12	PHILADELPHIA	3	1	4	1.0/3	0	0	0	0
11/19	JACKSONVILLE	2	0	2	0.0/0	0	0	0	0
11/26	at Cincinnati	3	0	3	0.0/0	0	0	0	0
12/3	OAKLAND	5	0	5	0.0/0	0	1	0	0
12/10	at N.Y. Giants	1	2	3	0.0/0	0	0	0	0
12/16	WASHINGTON	0	1	1	0.0/0	0	0	1	0
12/24	at San Diego	1	1	2	0.0/0	0	0	0	0
SEASON TOTALS		38	14	52	1.0/3	0	2	1	0

VON OELHOFFEN'S CAREER STATISTICS

Regular Season

TACKLES	Solo	AT	Total	Sp.T.	Sacks	FF	FR
1994 Cincinnati (AFC)	2	0	2	0	0.0	0	0
1995 Cincinnati (AFC)	7	1	8	0	0.0	0	0
1996 Cincinnati (AFC)	15	2	17	0	1.0	0	0
1997 Cincinnati (AFC)	32	10	42	0	0.0	0	0
1998 Cincinnati (AFC)	36	9	45	0	0.0	0	0
1999 Cincinnati (AFC)	24	2	26	0	4.0	1	1
2000 Pittsburgh (AFC)	38	14	52	0	1.0	1	0
2001 Pittsburgh (AFC)	24	5	29	0	4.0	1	2
2002 Pittsburgh (AFC)	28	7	35	0	3.0	0	1
NFL Totals (8 years)	207	50	257	0	13.0	3	4
Steelers Totals (2 years)	89	25	114	0	8.0	2	3

Postseason

TACKLES	Solo	AT	Tot.	Sp.T.	Sacks	FF	FR
2001 Pittsburgh (AFC)	4	0	4	0	0.0	0	0
2002 Pittsburgh (AFC)	3	1	4	0	1.0	0	0
NFL Totals (2 years)	7	1	8	0	1.0	0	0



86 HINES WARD

WIDE RECEIVER



HEIGHT—6-0

WEIGHT—200

COLLEGE—Georgia

BIRTHDATE—March 8, 1976

BIRTHPLACE—Forest Park, Ga.

HOW ACQUIRED—Draft (3rd in 1998)

NFL EXPERIENCE—6th Year

GAMES PLAYED-STARTED/POSTSEASON—'98 (16-0/0-0), '99 (16-14/0-0), '00 (16-15/0-0), '01 (16-16/2-2), '02 (16-16/2-2)

CAREER TOTALS: 80-61 (4-4)

PRO: Has blossomed into a Pro Bowl receiver...signed a four-year contract extension Sept. 8, 2001, securing his services through 2006...is a versatile athlete who had started at flanker, tailback, quarterback and split end, and handled punt and kickoff returns during his college career...has an outstanding ability to run after the catch, making him a threat to score every time he touches the ball...is a crafty receiver who has a knack for getting open and making big catches. **2002:** Selected to the 2003 Pro Bowl, his second straight trip...was also selected to Associated Press' second-team All-Pro squad...led the team in receptions for the third consecutive year and eclipsed his own team record with 112 receptions...also finished four yards ahead of Plaxico Burress for team-high passing yardage honors (1,329), just 69 shy of Yancey Thigpen's team-record 1,398 yards (1997)...scored 12 TD receptions to tie Louis Lipps' (1985) and Buddy Dial's (1961) team record...became the first non-kicker to lead the team in scoring since 1977 (Franco Harris)...was named the 2002 recipient of The Chief Award, presented annually by the Pittsburgh Chapter of the Pro Football Writers of America to the player who best exemplifies the spirit of cooperation with the media established by the late founder, Arthur J. Rooney Sr...eclipsed the 1,000-receiving yard mark for the second straight year, joining Plaxico Burress as the first receiving tandem in team history to both surpass 1,000 receiving yards for two straight seasons...led the team with 18 receptions for 186 yards and three TDs in the postseason...began the season strongly in the opener at New England (9/9), leading the team with eight receptions for 90 yards and a TD...led the team for the second consecutive week with seven catches for 92 yards versus Oakland (9/15), including a 34-yard TD strike from Kordell Stewart...scored two TDs for his first multiple-touchdown performance of the season...also had one carry for minus-one yard...led the team for the third straight game versus Cleveland (9/29) with nine catches for 104 yards, his first 100-yard game this year and the third of his career...tied Antwaan Randle El for the team high at New Orleans (10/6) with five receptions for 45 yards, including a long of 21...scored his team-leading fourth touchdown of the season when he dived to hit the pylon after stretching for a pass from Tommy Maddox...also had one run for 11 yards...had four receptions for 24 yards at Cincinnati (10/13)...also ran once for 20 yards...moved passed Charles Johnson into sixth place on the Steelers' all-time career receiving list...scored two

TDs on five receptions versus Indianapolis (10/21)...totaled 76 yards receiving...also had one carry for eight yards...led the team with eight receptions for 97 yards at Baltimore (10/27), including a long of 20 yards...led the team in receptions for the fifth time this season (tied once) at Cleveland (11/3)...finished with nine receptions for 79 yards and a TD...also gained eight yards on one rushing attempt...had a 35-yard pass to Plaxico Burress nullified by a holding penalty...finished with a team-leading 11 receptions for 139 yards—both career highs—and one TD versus Atlanta (11/10)...led the team in receptions for the sixth time this season...also had a 29-yard run...led the team for the seventh time during the season at Tennessee (11/17)...had 10 receptions for a career-high 168 yards and two TDs, including the 72-yard TD on the game's initial play...had another monster game versus Cincinnati (11/24), tying for the team lead with five receptions for 125 yards and one TD...surpassed 1,000 receiving yards for the second consecutive season (1,039), becoming the first Steeler since Roy Jefferson in 1968 and 1969 to achieve that milestone...also contributed 39 rushing yards on one attempt...produced another big game at Jacksonville (12/1)...led the team for the eighth time with eight catches for 51 yards...also ran two times for 19 yards...led the team for the ninth time during the season versus Houston (12/8) with nine receptions for 76 yards...eclipsed his own team record of 94 receptions...had another productive day versus Carolina (12/15) despite playing with a nagging hamstring injury...finished with three receptions for 39 yards, including a long of 27...also had one carry for two yards...became the first receiver in Steelers history to record 100 receptions in a season...led the team for the 10th time during the season at Tampa Bay (12/23), catching six passes for 78 yards, a 13-yard average...finished with a team-high five receptions for 46 yards versus Baltimore (12/29) to lead the team in receptions for the 11th time during the regular season...also had a 23-yard TD reception from Tommy Maddox...joined Plaxico Burress in Wild Card game versus Cleveland (1/5) as the only Steelers receiving tandem to compile 100 or more receiving yards in a postseason game since John Stallworth and Lynn Swann in Super Bowl XIII...finished with 11 receptions, tying Franco Harris' team record for most catches in a postseason game, for 104 yards and one TD...also ran once for 14 yards...led the team for the 13th time during the season in Divisional Playoff game at Tennessee (1/11) with seven receptions for 82 yards and two TDs, including a 21-yard TD catch...also completed a pass to Plaxico Burress for a two-point conversion. **2001:** Eclipsed the 1,000-receiving yard mark for the first time in his career, joining Plaxico Burress as the only receiving tandem in team history to both surpass 1,000 receiving yards for a season...made his first Pro Bowl appearance, after being selected as the second alternate and then added to the team...led the team with a career-high 94 receptions...set a Steelers single-season record (in the Dec. 23 Detroit game, surpassing Yancey Thigpen's 85 catches set in 1995)...led the team with seven catches (tying a then career high) for 82 yards in season-opener at Jacksonville (9/9), including a long of 34...had a costly fumble while fighting for extra yards...had a career-high nine receptions 79 yards at Buffalo (9/30)...converted three first downs...led the team for the third straight game with eight receptions for 68 yards versus Cincinnati (10/7), including a key 24-yard gain on a third-and-long that helped lead to the Steelers' game-clinching field goal...had four receptions for 38 yards and the team's first receiving TD at Kansas City (10/14) to lead the team in receptions for the fourth straight week...also had a crushing, key block on the Steelers' third-down attempt at the end of the game to clinch the



victory...tied for team lead with three receptions for 44 yards at Tampa Bay (10/21)...also had one run for nine yards in a shotgun formation from the quarterback position...displayed his versatility versus Tennessee (10/29), catching, running and even throwing his first pass of the season...finished with two receptions for 20 yards and a TD...took a direct snap from the shotgun formation and raced 36 yards on his only carry...performed superbly again versus Baltimore (11/4)...tied a career-high with nine receptions for a then career-high 97 yards...had another big game at Cleveland (11/11)...finished with eight receptions for 55 yards, including a long of 15 yards...also was sacked once for three yards...was outstanding again in recording the first 100-yard receiving game of his career versus Jacksonville (11/18)...finished with nine receptions for 112 yards, including a 28-yard TD on a screen pass...finished with seven receptions and 99 yards receiving at Tennessee (11/25), just missing his second consecutive 100-yard game...eclipsed his season career-high with his third reception...also established a new career high for receiving yardage in a season...finished with three receptions for 37 yards versus Minnesota (12/2), including a long of 19 yards...had another sensational game versus the N.Y. Jets (12/9)...recorded single-game career highs for receptions (10) and receiving yards (124), his second 100-yard game of the season...also ran three times for 14 yards...accounted for four third-down conversions (three on receptions and one running)...moved into 12th on the Steelers all-time receptions list with 203 career receptions...was held to his lowest reception total of the season at Baltimore (12/6)...had just one catch for seven yards...ran once for six yards...had seven receptions for 67 yards and one TD versus Detroit (12/23) to eclipse Yancey Thigpen's Steelers' single-season receptions record...caught three passes for 42 yards at Cincinnati (12/30)...also ran once off a direct snap for 14 yards...caught three passes for 37 yards in the AFC Playoff game versus Baltimore (1/20)...also had six rushing yards on one carry...had another solid performance in AFC Championship game versus New England (1/27)...led the team with six receptions for 64 yards, including a long of 24...also ran one time for minus-two yards. **2000:** Had another solid season, leading the team in receptions for the second straight year...finished with 48 receptions for 672 yards and four TDs...also rushed for 53 yards on four carries...finished with two receptions for 27 yards versus Baltimore (9/3)...also returned one kickoff for 23 yards...made his first start of the season at Cleveland (9/17) for the injured Troy Edwards...had a productive day, leading the team with five receptions for 75 yards, including a 31-yard catch...also nearly broke a kickoff return for a TD, recording a 57-yard return...earned his second start of the season versus Tennessee (9/24) and responded with a very productive day...led the team with five receptions for 59 yards...also returned three kickoffs for 69 yards, a 23-yard average, including a long of 31 yards...was credited with one solo special-teams tackle...caught two passes for 23 yards at Jacksonville (10/1), including a long of 15 yards...also had one special-teams tackle...had two receptions for 18 yards at N.Y. Jets (10/8)...also was credited with one solo stop...made a spectacular catch and run on the second play of the game versus Cincinnati (10/15) to give the Steelers an early 7-0 lead, a 77-yard play that was the longest pass play by the Steelers since the 1994 season...finished with two catches for 91 yards...caught one pass for five yards versus Cleveland (10/22)...was credited with one tackle on special teams...had another big game for the Steelers at Baltimore (10/29), including an outstanding 45-yard TD reception on which he leaped over a Ravens defender and wrestled away the ball as he stepped into the end zone...finished with

two receptions for 55 yards...caught one pass for seven yards at Tennessee (11/5)...made a bruising tackle on Derrick Mason on a kick return when it appeared Mason might go the distance...finished with two catches for 22 yards versus Philadelphia (11/12)...also had one special-teams assist...had another big play in the passing game versus Jacksonville (11/19)...caught a Kordell Stewart pass and raced 22 yards for a 32-yard TD reception, his third TD of the season...finished with three receptions for 60 yards...also returned two kickoffs for 47 yards, including a 26 yarder...led the team with four receptions for 70 yards at Cincinnati (11/26)...including a 34-yard TD...also had two carries for 38 yards, including a 23-yard reverse...threw a key block on Mark Bruener's TD catch...led the team for the second consecutive week with four receptions for 36 yards versus Oakland (12/3)...also had one run for three yards...tied Bobby Shaw with a team-high six receptions for 64 yards at N.Y. Giants (12/10)...had a long of 23...tied Bobby Shaw with a team-high three receptions versus Washington (12/16)...totaled 31 yards...also rushed for 12 yards on a reverse...was credited with one special-teams assist...caught four passes 36 yards at San Diego (12/24). **1999:** Tied for the team lead with Troy Edwards with 61 receptions for 638 yards...averaged 10.5 yards a reception and scored a team-high seven TD receptions...also had one punt return for two yards and one kickoff return for 24 yards...also served as a valuable member of the special-teams...started in 14-of-16 games...led the team with a 16.4-yard-per-reception average...displayed his big-play capabilities in season-opener at Cleveland (9/12)...had the longest reception in the game, connecting with Kordell Stewart on a 42-yard gain that led to Steelers second TD...finished the game with three catches for 51 yards and a TD...scored on a one-yard pass from Mike Tomczak for the Steelers final TD in the fourth quarter, Ward's first career TD...started his second straight game at wide receiver at Baltimore (9/19)...finished with two receptions for 31 yards, a team-high 15.5 yards a catch...also had his first run of the season, a three-yard gain on a reverse...finished with two catches for 18 yards versus Seattle (9/26)...also was credited with a special-teams tackle and a tackle on an interception...caught two passes for 19 yards versus Jacksonville (10/3)...had one of his best days as a pro, finishing with a team-high six receptions for 67 yards and a TD, at Buffalo (10/10)...scored the team's first offensive TD in two games...also was nailed for a five-yard loss on a reverse...had three receptions for 18 yards at Cincinnati (10/17)...tied two other players—Courtney Hawkins and Will Blackwell—for team lead with three receptions in Monday Night game against Atlanta (10/25)...totaled 28 receiving yards...finished with four catches for 31 yards at San Francisco (11/7)...had a nifty 13-yard TD reception to give the Steelers a 14-3 first-half lead, leaping over a defender to gather the Kordell Stewart pass...collected a team-high four receptions for 39 yards versus Cleveland (11/14)...finished with three catches for 20 yards at Tennessee (11/21)...also registered one special-teams tackle...had his best day as a pro, setting career single-game highs for receptions and receiving yardage, versus Cincinnati (11/28)...caught seven passes, tying Troy Edwards for team honors, for a team-high 89 yards...scored his fourth TD reception of the season to lead the team in that category...also made a possible touchdown-saving tackle on a kickoff return by Tremain Mack...tied Bobby Shaw for team honors with four receptions for 35 yards, including a long of 25 yards, at Jacksonville (12/2)...caught three passes for 43 yards, including a 21-yard TD pass from Jerome Bettis versus Baltimore (12/12)...averaged 14.3 yards a reception...finished with four receptions for 41 yards, including a long of 17, at Kansas City (12/18)...reached the 50-reception



mark for the season...led the team with five receptions for 40 yards and a touchdown against Carolina (12/26)...also had one punt return for two yards...finished with six catches for 68 yards and one TD despite suffering a fracture in his lower back in the first half versus Tennessee (1/2)...returned one kickoff for 24 yards.

1998: Finished the season with 15 catches for 246 yards...averaged a team-high 16.4 yards a reception...also had one carry for 13 yards and completed a pass to Kordell Stewart for 17 yards...registered 28 total special-teams tackles, which ranked second on the team (one shy of leader John Fiala's 29)...was credited with four downed punts inside the 10-yard line and two saved punts inside the 20 (one at the one-yard line)...had the first reception of his career in the season-opener at Baltimore (9/6), a 12-yard pass from Kordell Stewart...sparkled on special teams, registering three solo tackles versus Chicago (9/13)...did not have any receptions...produced one of the few offensive bright spots at Miami (9/20) with a nifty pass-and-catch for 18 yards...had one special-teams tackle...was brilliant on special teams against Seattle (9/27) and tied Donta Jones with a team-high two solo special-teams tackles...produced another strong special-teams performance at Cincinnati (10/11)...was credited with two special-teams tackles...also made an excellent play by downing a fourth-quarter Josh Miller punt at the Cincinnati one-yard line that ultimately led to a Steelers' go-ahead field goal late in the game...displayed a glimpse of his vast talents at Kansas City (10/26), throwing a pass to Kordell Stewart for a 17-yard gain and a first down that eventually led to a field goal...also registered one solo special-teams tackle...lined up on several four-receiver sets...had the best day at that point of his rookie season on offense against Green Bay (11/9), catching two passes for 56 yards...had a spectacular catch-and-run covering 45 yards late in the second quarter that led to a Steelers touchdown...made a key block on Kordell Stewart's 30-yard run in the first quarter that set up a Steelers' touchdown...also had five special-teams tackles, including three solo stops...had a productive day as a receiver and on the special teams at Tennessee (11/15)...caught two passes for 21 yards...registered two special-teams tackles...produced another "big play" on special teams, nailing Tennessee punter Craig Hentrich for a one-yard loss on a fake punt attempt...continued to display his vast talents while blossoming into a fine receiver against Jacksonville (11/22)...finished with two catches for 26 yards...also was credited with one special-teams tackle...played well on special teams and as a receiver at Detroit (11/26)...led the team with four total special-teams tackles, including two solo stops...also had two receptions for 35 yards, including a long play of 25 yards...collected two receptions for 19 yards versus New England (12/6)...had another strong game on the special teams, finishing with three special-teams tackles (two solos)...had an outstanding leaping catch at Tampa Bay (12/13), his only one of the game, for 18 yards...sparkled on special teams versus Cincinnati (12/20)...had one reception for 17 yards...ran one reverse for 13 yards, his first carry of the season...made a sensational play on a punt, keeping the ball out of the end zone in the second quarter and downing it at the two-yard line that helped lead to a Steelers' touchdown when Carnell Lake returned an interception 27 yards for the score...had one catch for 24 yards in the season-finale at Jacksonville (12/28).

COLLEGE: Finished his career ranked second in school history with 144 receptions...had 1,965 career receiving yards to rank third in team history...gained 3,870 all-purpose yards, second only to Herschel Walker (5,749)...was a 1997 All-American choice by *The Poor Man's Guide to the NFL Draft*...earned All-Southeastern Conference honors as a senior...led team with 55 receptions for 715 yards and

six touchdowns...caught five passes for 99 yards and rushed three times for 66 yards against Northeast Louisiana...caught six passes for 102 yards and two TDs against Georgia Tech...had 12 receptions for 154 yards against Wisconsin in the Outback Bowl...was a 1996 Academic All-SEC pick...caught 52 passes for 900 yards (17.3 avg.) and five touchdowns...gained 170 yards on 26 carries, returned five punts for 47 yards and 13 kickoffs for 234 yards...named SEC Offensive Player of the Week after catching nine passes for 175 yards and a score...added 46 yards on eight rushes and a 30-yard kickoff return versus Auburn...started first two games in 1995 at flanker before moving to tailback for the third game, to quarterback for the fourth game, back to tailback for the seventh game, and then returned to quarterback for the final three contests...selected to the All-SEC Freshman team by the *Knoxville News-Sentinel*...earned bachelor's degree in consumer economics.

PERSONAL: Earned All-American honors from *Super Prep*, *Blue Chip Illustrated* & *USA Today*, and added All-State & Super Southern Top 100 honors at Forest Park (Ga.) High...was a two-time Clayton County Offensive Player of the Year...rushed for 1,111 yards and 14 touchdowns and completed 122-of-204 passes for 1,575 yards and 14 scores as a quarterback during his senior season...threw for 3,581 yards and 38 scores and rushed for 2,500 yards and 29 touchdowns during his three-year career...lives in Forest Park, Georgia...Full name: Hines Ward Jr.

Ward's Career Single-Game Highs

Regular Season	Postseason
Receptions- 12 (11/10/02 vs. Atlanta)	Receptions- 11 (1/5/03 vs. Cleveland)
Yards Receiving- 168 (11/17/02 at Tennessee)	Yards Receiving- 104 (1/5/03 vs. Cleveland)
Longest Reception- 77* (10/15/00 vs. Cincinnati)	Longest Reception- 21† (1/11/03 at Tennessee)
TDs Receiving- 2 (Several times, Last: 11/17/02 at Tennessee)	TDs Receiving- 2 (1/11/03 at Tennessee)
100-yards Receiving- 6 (Last: 11/24/02 vs. Cin.)	100-yard Receiving- 1 (1/5/03 vs. Cleveland)
Longest KO Return- 57 (9/17/00 at Cleveland)	

WARD'S CAREER STATISTICS

Regular Season

RECEIVING	No.	Yds.	Avg.	LG	TD	RUSHING	No.	Yds.	Avg.	LG	TD
1998 Pittsburgh (AFC)	15	246	16.4*	45	0	1998 Pittsburgh (AFC)	1	13	13.0	13	0
1999 Pittsburgh (AFC)	61*	638	10.5	42	7*	1999 Pittsburgh (AFC)	2	-2	-1.0	3	0
2000 Pittsburgh (AFC)	48*	672	14.5	77†	4	2000 Pittsburgh (AFC)	4	53	13.3	23	0
2001 Pittsburgh (AFC)	94*	1,003	10.7	34	4	2001 Pittsburgh (AFC)	10	83	8.3	36	0
2002 Pittsburgh (AFC)	112*†	1,329*	11.9	72†	12*	2002 Pittsburgh (AFC)	12	142	11.8	39	0
NFL Totals (5 years)	327	3,888	11.9	77†	27	NFL Totals (5 years)	31	289	9.3	39	0

KICKOFF RETURN	No.	Yds.	Avg.	LG	TD	PUNT RETURN	No.	FC	Yds.	Avg.	LG	TD
1999 Pittsburgh (AFC)	1	24	24.0	24	0	1999 Pittsburgh (AFC)	1	0	2	2.0	2	0
2000 Pittsburgh (AFC)	7	186	26.6	57	0	2000 Pittsburgh (AFC)	0	0	0	0.0	—	0
NFL Totals (5 years)	8	210	26.3	57	0	NFL Totals (5 years)	1	0	2	2.0	2	0

Postseason

RECEIVING	No.	Yds.	Avg.	LG	TD	RUSHING	No.	Yds.	Avg.	LG	TD
2001 Pittsburgh (AFC)	9	101	11.2	24	0	2001 Pittsburgh (AFC)	2	4	2.0	6	0
2002 Pittsburgh (AFC)	18*	186*	10.3	21†	3*	2002 Pittsburgh (AFC)	3	5	1.7	4	0
NFL Totals (2 years)	27	287	10.6	24	3	NFL Totals (2 years)	5	9	1.8	6	0

*Team Leader



WARD'S GAME-BY-GAME STATISTICS

		RECEIVING					RUSHING				
2002											
Date	Opponent	No.	Yds.	Avg.	Lg.	TD	No.	Yds.	Avg.	TD	Lg.
9/9	at Jacksonville	7	82	11.7	34	0	1	1	1.0	0	1
9/9	at New England	8	90	11.3	17	1	0	0	0.0	0	—
9/15	OAKLAND	7	92	13.1	34	2	1	-1	-1.0	0	-1
9/29	CLEVELAND	9	104	11.6	29	0	0	0	0.0	0	—
10/6	at New Orleans	5	45	9.0	21	1	1	11	11.0	0	11
10/13	at Cincinnati	4	24	6.0	12	0	1	20	20.0	0	20
10/21	INDIANAPOLIS	5	76	15.2	31	2	1	8	8.0	0	8
10/27	at Baltimore	8	97	12.1	20	0	0	0	0.0	0	—
11/3	at Cleveland	9	79	8.8	12	1	1	8	8.0	0	8
11/10	ATLANTA	11	139	12.6	30	1	1	29	29.0	0	29
11/17	at Tennessee	10	168	16.8	72	2	0	0	0.0	0	—
11/24	CINCINNATI	5	125	25.0	64	1	1	39	39.0	0	39
12/1	at Jacksonville	5	51	6.4	12	0	2	19	9.5	0	15
12/8	HOUSTON	9	76	8.4	17	0	2	7	3.5	0	7
12/15	CAROLINA	3	39	13.0	27	0	1	2	2.0	0	2
12/23	at Tampa Bay	6	78	13.0	22	0	0	0	0.0	0	—
12/29	BALTIMORE	5	46	9.2	23	1	0	0	0.0	0	—
SEASON TOTALS		112	1,329	11.9	72	12	12	142	11.8	0	39
POSTSEASON											
1/5	CLEVELAND	11	104	9.5	19	1	1	4	4.0	0	4
1/11	at Tennessee	7	82	11.7	21	2	2	1	0.5	0	1
POSTSEASON TOTALS		18	186	10.3	21	3	3	5	1.7	0	4

2001											
Date	Opponent	No.	Yds.	Avg.	Lg.	TD	No.	Yds.	Avg.	TD	Lg.
9/9	at Jacksonville	7	82	11.7	34	0	1	1	1.0	0	1
9/30	at Buffalo	9	79	8.8	17	0	1	0	0.0	0	—
10/7	CINCINNATI	8	68	8.5	24	0	0	0	0.0	0	—
10/14	at Kansas City	4	38	9.5	14	1	0	0	0.0	0	—
10/21	at Tampa Bay	3	44	14.7	22	0	1	9	9.0	0	9
10/29	TENNESSEE	2	20	10.0	17	1	1	36	36.0	0	36
11/4	BALTIMORE	9	97	10.8	19	0	0	0	0.0	0	—
11/11	at Cleveland	8	55	6.9	15	0	0	0	0.0	0	—
11/18	JACKSONVILLE	9	112	12.4	28	1	1	3	3.0	0	3
11/25	at Tennessee	7	99	14.1	23	0	0	0	0.0	0	—
12/2	MINNESOTA	3	37	12.3	19	0	0	0	0.0	0	—
12/9	N.Y. JETS	10	124	12.4	29	0	3	14	4.7	0	10
12/16	at Baltimore	1	7	7.9	7	0	1	6	6.0	0	6
12/23	DETROIT	7	67	9.6	25	1	0	0	0.0	0	—
12/30	at Cincinnati	3	42	14.0	30	0	1	14	14.0	0	14
1/6/02	CLEVELAND	4	32	8.0	12	0	0	0	0.0	0	—
SEASON TOTALS		94	1,003	10.7	34	4	10	83	8.3	0	36
POSTSEASON											
1/20	BALTIMORE	3	37	12.3	20	0	1	6	6.0	0	6
1/27	NEW ENGLAND	6	64	10.7	24	0	1	-2	-2.0	0	-2
POSTSEASON TOTALS		9	101	11.2	24	0	2	4	2.0	0	6

WARD'S GAME-BY-GAME STATISTICS (cont.)

		RECEIVING					RUSHING				
2000											
Date	Opponent	No.	Yds.	Avg.	Lg.	TD	No.	Yds.	Avg.	TD	Lg.
9/3	BALTIMORE	2	20	10.0	13	0	0	0	0.0	0	—
9/17	at Cleveland	5	75	15.0	31	0	0	0	0.0	0	—
9/24	TENNESSEE	5	59	11.8	17	0	0	0	0.0	0	—
10/1	at Jacksonville	2	23	11.5	15	0	0	0	0.0	0	—
10/8	at N.Y. Jets	2	18	9.0	15	0	0	0	0.0	0	—
10/15	CINCINNATI	2	91	45.5	77 t	1	0	0	0.0	0	—
10/22	CLEVELAND	1	5	5.0	5	0	0	0	0.0	0	—
10/29	at Baltimore	2	55	27.5	45 t	1	0	0	0.0	0	—
11/5	at Tennessee	1	7	7.0	7	0	0	0	0.0	0	—
11/12	PHILADELPHIA	2	22	11.0	14	0	0	0	0.0	0	—
11/19	JACKSONVILLE	3	60	20.0	32 t	1	0	0	0.0	0	—
11/26	at Cincinnati	4	70	17.5	34 t	1	2	38	19.0	0	23
12/3	OAKLAND	4	36	9.0	16	0	1	3	3.0	0	3
12/10	at N.Y. Giants	6	64	10.7	23	0	0	0	0.0	0	—
12/16	WASHINGTON	3	31	10.3	13	0	1	12	12.0	0	12
12/24	at San Diego	4	36	9.0	12	0	0	0	0.0	0	—
SEASON TOTALS		46	672	14.0	77 t	4	4	53	13.3	0	23

1999											
Date	Opponent	No.	Yds.	Avg.	Lg.	TD	No.	Yds.	Avg.	Lg.	TD
9/12	at Cleveland	3	51	17.0	42	1	0	0	0.0	0	0
9/19	at Baltimore	2	31	15.5	22	0	1	3	3.0	3	0
9/26	SEATTLE	2	18	9.0	10	0	0	0	0.0	0	0
10/3	JACKSONVILLE	2	19	9.5	11	0	0	0	0.0	0	0
10/10	at Buffalo	6	67	11.2	24	1	1	-5	-5.0	-5	0
10/17	at Cincinnati	3	18	6.0	13	0	0	0	0.0	0	0
10/25	ATLANTA	3	28	9.3	15	0	0	0	0.0	0	0
11/7	at San Francisco	4	31	7.8	13t	1	0	0	0.0	0	0
11/14	CLEVELAND	4	39	9.8	13	0	0	0	0.0	0	0
11/21	at Tennessee	3	20	6.7	9	0	0	0	0.0	0	0
11/28	CINCINNATI	7	89	12.7	34t	1	0	0	0.0	0	0
12/2	at Jacksonville	4	35	8.8	25	0	0	0	0.0	0	0
12/12	BALTIMORE	3	43	14.3	21t	1	0	0	0.0	0	0
12/18	at Kansas City	4	41	10.3	17	0	0	0	0.0	0	0
12/26	CAROLINA	5	40	8.0	12	1	0	0	0.0	0	0
1/2	TENNESSEE	6	68	11.3	15t	1	0	0	0.0	0	0
SEASON TOTALS		61	638	10.5	42	7	2	-2	-1.0	3	0

1998											
Date	Opponent	No.	Yds.	Avg.	Lg.	TD	No.	Yds.	Avg.	Lg.	TD
9/6	at Baltimore	1	12	12.0	12	0	0	0	0.0	0	0
9/13	CHICAGO	0	0	0.0	0	0	0	0	0.0	0	0
9/20	at Miami	1	18	18.0	18	0	0	0	0.0	0	0
9/27	SEATTLE	0	0	0.0	0	0	0	0	0.0	0	0
10/11	at Cincinnati	0	0	0.0	0	0	0	0	0.0	0	0
10/18	BALTIMORE	0	0	0.0	0	0	0	0	0.0	0	0
10/26	at Kansas City	0	0	0.0	0	0	0	0	0.0	0	0
11/1	TENNESSEE	0	0	0.0	0	0	0	0	0.0	0	0
11/9	GREEN BAY	2	56	28.0	45	0	0	0	0.0	0	0
11/15	at Tennessee	2	21	10.5	11	0	0	0	0.0	0	0
1/22	JACKSONVILLE	2	26	13.0	19	0	0	0	0.0	0	0
11/26	at Detroit	2	35	17.5	25	0	0	0	0.0	0	0
12/6	NEW ENGLAND	2	19	9.5	10	0	0	0	0.0	0	0
12/13	at Tampa Bay	1	18	18.0	18	0	0	0	0.0	0	0
12/20	CINCINNATI	1	17	17.0	17	0	1	13	13.0	13	0
12/28	at Jacksonville	1	24	24.0	24	0	0	0	0.0	0	0
SEASON TOTALS		15	246	16.4	45	0	1	13	13.0	0	0

20 DEWAYNE WASHINGTON

CORNERBACK

**HEIGHT**—6-0**WEIGHT**—193**COLLEGE**—North Carolina State**BIRTHDATE**—December 27, 1972**BIRTHPLACE**—Durham, N.C.**HOW ACQUIRED**—Unrestricted Free Agent (1998)**NFL EXPERIENCE**—10th Year**GAMES PLAYED-STARTED/POSTSEASON**—'94 (16-16/1-1), '95 (15-14/0-0), '96 (16-16/1-1), '97 (16-16/2-2), '98 (16-16/0-0), '99 (16-16/0-0), '00 (16-16/0-0), '01 (16-16/2-2), '02 (16-16/2-2)**CAREER TOTALS:** 126-125 (8-8)**STEELERS TOTALS:** 80-80 (4-4)

PRO: Has been a pillar of consistency and experience for the Steelers since his acquisition Feb. 25, 1998...has started all 80 games since joining the team...has developed into one of the most consistent and durable cornerbacks in the NFL...signed a multi-year contract extension with the Steelers July 19, 2002—along with Chad Scott—that has secured Washington with the Steelers through 2004. **2002:** Finished with 60 total tackles (50 solos)...also had three interceptions for 51 yards and a team-high 20 passes defended...was credited with two forced fumbles and a fumble recovery...finished with three total tackles in season-opener at New England (9/9)...also had two pass defended...played all 88 defensive snaps versus Oakland (9/15)...finished with six solo tackles...also had three passes defended...played all 61 defensive snaps versus Cleveland (9/29)...finished with four total tackles (two solos)...also had one quarterback hit/pressure and one pass defense...logged 55 defensive snaps at New Orleans (10/6)...had one pass defense...logged 65 defensive snaps at Cincinnati (10/13)...finished with five total tackles (four solos)...also was credited with two pass defenses...finished with four solo tackles versus Indianapolis (10/21)...also had one pass defended...played all 73 defensive snaps...had one of his better games of the season at Baltimore (10/27)...collected his first interception of the season...finished with six total tackles (five solos)...also recovered a fumble and was credited with two quarterback hits/pressures...finished with three total tackles (two solos) at Cleveland (11/3)...also had his second interception of the season in as many weeks, which he returned 23 yards...logged 39 defensive plays...recorded six total tackles (five solos) versus Atlanta (11/10)...also was credited with a caused fumble...logged 80 defensive plays...finished with two solo tackles at Tennessee (11/17)...also was credited with one pass defense...played 75 defensive snaps...registered seven total tackles (five solos) versus Cincinnati (11/24)...also was credited with three passes defended and a special-teams tackle...made a big play at Jacksonville (12/1), batting down a Mark Brunell pass, to thwart Jacksonville's two-point conversion that would have tied the game in the final minute...finished with one tackle and a pass defense...logged all 50 defensive plays...had one tackle versus Houston (12/



8)...played all 41 defensive snaps...finished with four total tackles (all solos) versus Carolina (12/15)...also led the team with two passes defended...played 57 defensive snaps...registered six total tackles (five solos) at Tampa Bay (12/23)...also led the team with three pass defenses...redeemed himself after a tough day versus Baltimore (12/29) by intercepting Jeff Blake in the end zone for what would have been a game-winning TD...finished with three total tackles (two solos)...also was credited with a pass defense...finished with two solo tackles in Wild Card game versus Cleveland (1/5)...also had two passes defended...registered two total tackles (one solo) in Divisional playoff at Tennessee (1/11)...also was credited with one special-teams tackle. **2001:** Led the team for the second straight year with 24 passes defended...tied for third (with Kendrell Bell) on the team with 88 total tackles (76 solos stops)...also had one interception for three yards and recovered a fumble... logged 53 defensive snaps in season-opener at Jacksonville (9/9)...finished with three unassisted tackles...also had one quarterback hurry/pressure...was involved in perhaps the key play of the game at Buffalo (9/30) when he returned a fumble—forced by Brent Alexander—for a touchdown that gave the Steelers a 7-0 lead...it was the seventh score of his career and the second fumble recovery for a score during his career...logged 54 defensive plays...finished with three total tackles...also had one quarterback hurry/pressure and one pass defense...logged 58 defensive snaps versus Cincinnati (10/7)...registered five solo tackles...also had two pass defenses...had a strong game at Kansas City (10/14) despite being removed temporarily for injuries on two occasions...logged 60 defensive plays...finished with eight total tackles and four pass defenses...had a strong game at Tampa Bay (10/21)...finished with a team-high 10 tackles and five pass defenses...earned the first sack of his career...played all 70 defensive snaps...logged all 52 defensive plays versus Tennessee (10/29)...finished with three tackles and one pass defended...played all 53 defensive snaps versus Baltimore (11/4)...finished with seven total tackles, including five solos...logged all 64 defensive plays at Cleveland (11/11)...was credited with six total tackles (all solos)...also had one pass defended...was solid against the Jaguars' explosive passing game versus Jacksonville (11/18)...played all 55 defensive snaps...finished with three total tackles...also was credited with a quarterback hurry/pressure and two passes defended...logged all 63 defensive plays at Tennessee (11/25)...finished with six total tackles (three solos)...played all 51 defensive snaps versus Minnesota (12/2)...was credited with three total tackles and one pass defended...logged all 48 defensive plays versus the N.Y. Jets (12/9)...finished with four tackles...also was credited with a quarterback hurry/pressure and a pass defended...played all 55 defensive snaps at Baltimore (12/6)...finished with five total tackles (three solos)...also had one pass defense...collected his first interception of the season and the 25th of his career versus Detroit (12/23)...logged 53 defensive snaps...finished with two tackles (one solo)...led the team with a career-high 18 tackles (16 solos) at Cincinnati (12/30), despite giving up the game-tying TD pass with less than a minute remaining in regulation...logged 100 defensive plays...also was credited with one quarterback hurry/pressure and two pass defenses...finished with two solo tackles versus Cleveland (1/6/02)...also had one pass defense...tied Kendrell Bell for team tackle honors in AFC Playoff game versus Baltimore (1/20) with six total tackles (all solos)...also had two passes defended...finished with five total tackles (three solos) in AFC Championship game versus New England (1/27)...also was credited with a pass defended. **2000:** Pro-

duced another terrific season and tied for team lead (with Chad Scott) with five interceptions...finished with 82 total tackles, including 70 solo stops...also led the team with 25 pass defenses...played 68 total defensive snaps versus Baltimore (9/3)...was credited with eight tackles, including six solo stops...also had two pass defenses...logged 51 plays at Cleveland (9/17)...registered six total tackles, including five solo stops...also had one pass defense...logged all 63 plays versus Tennessee (9/24)...recorded his first interception of the season...was credited with two tackles and a quarterback pressure/hurry...also had two pass defenses...had one of his best defensive performances at Jacksonville (10/1), limited Jacksonville's Jimmy Smith to just two receptions for 20 yards, one in the final two minutes of the game...logged all 68 defensive snaps...finished with five solo tackles and had three pass defenses...collected his second interception of the season at N.Y. Jets (10/8)—the 21st of his career...returned it 31 yards...logged all 53 defensive snaps...finished with two solo tackles and a pass defense...had an excellent game versus Cincinnati (10/15), recording his third interception of the season and his second in two games...returned it 30 yards...finished with 10 total tackles, all solos...logged all 67 defensive plays...also was credited with a pass defense...logged all 44 defensive snaps versus Cleveland (10/22)...finished with one solo tackle...had another big day at Baltimore (10/29), including collecting his team-leading fourth interception of the season in the end zone that thwarted a potential Ravens' scoring drive...played all 56 defensive snaps...finished with three total tackles...also had one pass defense...played 70 defensive snaps at Tennessee (11/15)...finished with six total tackles, including five solo stops...logged 85 defensive plays versus Philadelphia (11/12)...finished with four total tackles...also had one pass defense...played 72 defensive snaps versus Jacksonville (11/19)...finished with nine total tackles, including six solo stops...also had three pass defenses and two special-teams tackles...accumulated 66 defensive snaps at Cincinnati (11/26)...finished with five total tackles, including four solo stops...played all 68 defensive snaps versus Oakland (12/3)...finished with six total tackles, including five solo stops...logged 62 defensive plays at N.Y. Giants (12/10)...finished with eight total tackles, all solos...also was credited with two pass defenses...played all 59 defensive snaps versus Washington (12/16)...finished with four total tackles...also registered his fifth interception of the season, tying his career high set in 1998...was credited with two pass defenses...played 46 defensive snaps at San Diego (12/24)...finished with three solo stops and three pass defenses. **1999:** Finished with 67 total tackles, including 57 solo stops...tied Scott Shields for the team lead with four interceptions...also tied for a team lead with 12 pass defenses...had a solid season opener at Cleveland (9/12)...had one pass defense...produced the second multiple interception game as a Steeler at Baltimore (9/19)...intercepted a tipped pass by Deshaea Townsend from Scott Mitchell on the Ravens opening series that led to a Steelers TD...also made an acrobatic catch for an interception deep in Steelers territory in the second quarter to thwart a Ravens scoring threat...also was credited with five total tackles, including four solos, and two pass defenses...had a busy day versus Seattle (9/26)...was credited with five total tackles, including four solo stops...also was credited with a pass defense...played a strong game versus Jacksonville (10/3), limiting Jacksonville's potent passing attack to just 85 yards...finished with six tackles, including five solos...played all but one snap at Buffalo (10/10)...finished with six total tackles...recovered from a sub-par performance against Buffalo with a solid effort at Cincinnati (10/17)...helped limit Cincinnati's explosive receivers to



just 19 catches for an average of only 10.9 yards per catch...finished with five solo tackles...collected his third interception of the season...also had one pass defense...finished with four total tackles, including three solo stops, in Monday Night game versus Atlanta (10/25)...also had two pass defenses...logged all 71 defensive snaps at San Francisco (11/7)...registered four total tackles (two solos)...finished with five total tackles, including four solo stops versus Cleveland (11/14)...took over the team lead in interceptions with his fourth of the season at Tennessee (11/21)...also was credited with four total tackles (all solos)...finished with two solo tackles versus Cincinnati (11/28)...also was credited with two pass defenses...finished with nine total tackles at Jacksonville (12/2)...registered one solo tackle against Baltimore (12/12)...also was credited with one pass defense...logged 55 plays at Kansas City (12/18)...finished with two total tackles and one pass defense...played 55 defensive snaps against Carolina (12/26)...finished with four total tackles, all solos, and two pass defenses...logged 60-of-62 defensive plays versus Tennessee (1/2)...finished with seven total tackles...also had one pass defense. **1998:** Finished third on the team with 94 total tackles, including 74 solo stops...also led the team with a career-high five interceptions and returned two for TDs (both in the Nov. 22 Jacksonville contest)...was credited with a team-high 29 pass defenses and recovered one fumble...had an exceptional game in his first regular-season start as a Steeler in the season-opener at Baltimore (9/6)...was second on the team with nine tackles (seven solos)...recovered a fumble on a punt return which allowed the Steelers to run the clock out at the end of the first half...finished with six tackles and one pass defense against Chicago (9/13)...would have had an excellent game except for a few unfortunate breaks at Miami (9/20)...was victimized on a touchdown pass which he appeared to have intercepted but the ball sailed through his hands, and the play ended in a Miami TD...finished with three total tackles and two pass defenses...recovered a fumble on the third offensive series...rebounded from his misfortunes in the Miami game with a spectacular performance versus Seattle (9/27)...was credited with six pass defenses and collected his first interception as a Steeler and the 11th of his career...was very active, registering a team-high 11 tackles, all solos, at Cincinnati (10/11)...also had one pass defense...was victimized twice by Bengals receiver Carl Pickens on their game-winning TD drive, despite having good position...redeemed himself from the previous week by registering eight tackles against Baltimore (10/18)...recorded his second interception of the season, thwarting a late, potential scoring drive by Baltimore midway through the fourth quarter that would have given the Ravens a lead...finished with three tackles at Kansas City (10/26)...made a big play on a long pass attempt from Elvis Grbac to Andre Rison that helped force an incomplection...played all 65 defensive plays versus Tennessee (11/1)...registered four total tackles (three solos)...also was credited with one pass defense...played another solid game against one of the premier passing offenses in the NFL versus Green Bay (11/9)...finished with a team-high six pass defenses...also registered his third interception of the season on a spectacular one-hand catch that led to the Steelers third-quarter field goal and a 27-0 lead...recorded seven total tackles, including six solo stops...registered eight tackles at Tennessee (11/15), including seven solo stops...also had one pass defense...played magnificently against Jacksonville (11/22) and produced his best day as a Steeler...became the first Steeler ever to return two interceptions for TDs in the same game, tying an NFL record and giving him five interceptions for TDs in his career...totaled 130 yards on interception



returns...also finished with five pass defenses...was credited with six total tackles (five solos)...was named the AFC Defensive Player of the Week for his performance...finished with seven tackles, all solos, at Detroit (11/26)...also had one pass defense...played 74 of the 75 defensive plays versus New England (12/6)...finished with three total tackles, including three solo stops, and one pass defense...finished with five total tackles at Tampa Bay (12/13) and nearly had his sixth interception of the season but was ruled out-of-bounds...also blocked a Buccaneers field-goal attempt in the fourth quarter and with Pittsburgh still in contention...registered eight total tackles versus Cincinnati (12/20), including seven solo stops...also was credited with two pass defenses...played all 79 defensive downs...made a touchdown-saving tackle on Brandon Bennett in the third quarter after Bennett broke free on a 55-yard pass play from Jeff Blake. **1997:** Set a career-high for interceptions in a season (4)...tied Vikings team records for most returns for a touchdown by interceptions or fumbles in a career (4) and most interceptions returned for touchdowns (3)...started every game but one in which he ever played for the Vikings. **1996:** Led club in passes defended (19)...finished fifth in tackles (83)...tied for the third most in a season in Vikings history with 19 passes defended...took lateral from Jeff Brady after an interception versus Detroit (9/1) and returned it 27 yards for the Vikings first points of season...was the fourth touchdown of his career, tying the team record for career defensive touchdowns and for career interceptions returned for a touchdown (3)...had both of his interceptions in victory over Carolina (10/6)...blocked first career field goal in fourth quarter versus Kansas City (11/3)...led team in tackles with a career-high 11 at Seattle (11/10)...tied for team lead in tackles with nine vs. Tampa Bay (12/15). **1995:** Finished second on the club in passes defended (11)...injured right shoulder versus Dallas (9/17)...missed the only game of career at Pittsburgh (9/24) due to injury...returned interception 25 yards to set up Robert Smith's game-winning touchdown run in overtime versus Houston (10/8)...led the team in tackles (8) in the Thanksgiving outing at Detroit (11/23)...did not start the season finale at Cincinnati (12/24)...had surgery during the offseason. **1994:** Finished with three interceptions...returned two of those interceptions for touchdowns...returned one fumble for a score...became the third rookie (Hall of Famers Lem Barney of Detroit in 1967 and Ronnie Lott with San Francisco in 1981) in NFL history with three defensive touchdowns in a season, tying him for NFC lead with Deion Sanders and teammate Anthony Parker...matched Vikings season record for defensive touchdowns...returned first career interception 81-yards for his first NFL touchdown at Chicago (9/18)...interception was the longest ever by a Viking rookie...had spectacular 54-yard interception return for his second touchdown of the year in a 33-27 overtime victory over Chicago (12/1)...scored his final TD on a 17-yard fumble return in season finale versus San Francisco (12/26)...named Defensive Rookie of the Year by *College and Pro Football Newsweekly*...earned All-Rookie honors from *Pro Football Weekly* and *Pro Football Writers of America*...was the first Vikings rookie to start at cornerback since Issac Holt versus Atlanta (12/15) in 1985 and to start an opener since John Swain in 1981...is the only cornerback the Vikings have selected in the first round...was the first defensive back taken in the first round by Minnesota since safety Joey Browner in '83...was third defensive back taken in '94 behind Antonio Langham (ninth, Cleveland) and Aaron Glenn (12th, New York Jets).

COLLEGE: Led North Carolina State in interceptions (4) in '93...senior co-captain...had a pass interception, blocked punt, career-high 13 tackles, forced

fumble and deflected pass in win over Texas Tech in '93...registered 66 tackles (51 solos) and three interceptions as a junior.

PERSONAL: Was an All-America selection by *The Sporting News*, *Super Prep* and *USA Today* at Northern Durham (N.C.) High School in 1989...had seven interceptions and four blocked punts for a 12-1 state-finalist squad...regarded as a top-five player in the nation by the *Orlando Sentinel*...collected 14 interceptions and 10 blocked punts in high school career...is the president of the Dewayne Washington Foundation which reconnects the links between the local business community and local youths in Pittsburgh and North Carolina...also sponsors a football camp for underprivileged youth in North Carolina...is the Steelers spokesman for the United Way...serves as a national spokesman for Spina Bifida...graduated in multiple disciplinary studies with a concentration in community relations management at N.C. State...wife Adama...has a son Dewayne II (10/27/97) and a daughter Demi Narai (8/29/01)...Full name: Dewayne Washington.

WASHINGTON'S CAREER STATISTICS

Regular Season

TACKLES	Solo	AT	Tot.	Sp.T.	Sacks	FF	FR	INTERCEPTIONS	No.	Yds.	Avg.	LG	TD
1994 Minnesota (NFC)	63	8	71	1	0.0	0	1	1994 Minnesota (NFC)	3	135	45.0	81t	2
1995 Minnesota (NFC)	56	9	65	0	0.0	0	0	1995 Minnesota (NFC)	1	25	25.0	25	0
1996 Minnesota (NFC)	72	11	83	0	0.0	0	0	1996 Minnesota (NFC)	2	27	13.5	27	1
1997 Minnesota (NFC)	74	10	84	0	0.0	0	0	1997 Minnesota (NFC)	4	71	17.8	27	0
1998 Pittsburgh (AFC)	74	20	94	0	0.0	0	1	1998 Pittsburgh (AFC)	5*	178	35.6	78t	2
1999 Pittsburgh (AFC)	57	10	67	0	0.0	0	0	1999 Pittsburgh (AFC)	4+	1	0.3	1	0
2000 Pittsburgh (AFC)	70	12	82	0	0.0	0	0	2000 Pittsburgh (AFC)	5+	59	11.8	31	0
2001 Pittsburgh (AFC)	76	12	88	0	1.0	0	1	2001 Pittsburgh (AFC)	1	15	15.0	15	0
2002 Pittsburgh (AFC)	50	10	60	1	0.0	1	1	2002 Pittsburgh (AFC)	3	51	17.0	28	0
NFL Totals (9 years)	592	102	694	2	1.0	1	4	NFL Totals (9 years)	28	562	20.1	81t	5
Steelers Totals (5 years)	327	65	392	1	1.0	1	2	Steelers Totals (5 years)	18	304	16.9	78t	2

Postseason

TACKLES	Solo	AT	Tot.	Sp.T.	Sacks	FF	FR	INTERCEPTIONS	No.	Yds.	Avg.	LG	TD
1994 Minnesota (NFC)	0	1	1	0	0.0	0	0	1994 Minnesota (NFC)	0	0	0.0	-	0
1996 Minnesota (NFC)	5	0	5	0	0.0	0	0	1996 Minnesota (NFC)	0	0	0.0	-	0
2001 Pittsburgh (AFC)	9	2	11	0	0.0	0	0	2001 Pittsburgh (AFC)	0	0	0.0	-	0
2002 Pittsburgh (AFC)	3	1	4	1	0.0	0	0	2002 Pittsburgh (AFC)	0	0	0.0	-	0
NFL Totals (3 years)	17	4	21	1	0.0	0	0	NFL Totals (3 years)	0	0	0.0	-	0
Steelers Totals (2 years)	12	3	15	1	0.0	0	0	Steelers Totals (2 years)	0	0	0.0	-	0

*Team Lead +Tied for Team Lead

WASHINGTON'S GAME-BY-GAME STATISTICS

2002

Date	Opponent	T	AT	Sack/		INT	PD	FF	FR
				TOT	YDS				
9/9	at New England	3	0	3	0.0/0	0/0	2	0	0
9/15	OAKLAND	6	0	6	0.0/0	0/0	3	0	0
9/29	CLEVELAND	2	2	4	0.0/0	0/0	1	0	0
10/6	at New Orleans	0	0	0	0.0/0	0/0	1	0	0
10/13	at Cincinnati	4	1	5	0.0/0	0/0	2	0	0
10/21	INDIANAPOLIS	4	0	4	0.0/0	0/0	1	0	0
10/27	at Baltimore	5	1	6	0.0/0	1/28	1	0	1
11/3	at Cleveland	2	1	3	0.0/0	1/23	0	0	0
11/10	ATLANTA	5	1	6	0.0/0	0/0	0	1	0
11/17	at Tennessee	2	0	2	0.0/0	0/0	1	0	0
11/24	CINCINNATI	5	2	7	0.0/0	0/0	3	0	0
12/1	at Jacksonville	1	0	1	0.0/0	0/0	1	0	0
12/8	HOUSTON	0	1	1	0.0/0	0/0	0	0	0
12/15	CAROLINA	4	0	4	0.0/0	0/0	2	0	0
12/23	at Tampa Bay	5	1	6	0.0/0	0/0	3	0	0
12/29	BALTIMORE	2	0	2	0.0/0	1/0	1	0	0
SEASON TOTALS		50	10	60	0.0/0	3/51	22	1	1

POSTSEASON

1/5	CLEVELAND	2	0	2	0.0/0	0/0	2	0	0
1/11	at Tennessee	1	1	2	0.0/0	0/0	0	0	0
POSTSEASON TOTALS		3	1	4	0.0/0	0/0	0	0	0

2001

Date	Opponent	T	AT	Sack/		INT	PD	FF	FR
				TOT	YDS				
9/9	at Jacksonville	3	0	3	0.0/0	0/0	0	0	0
9/30	at Buffalo	3	0	3	0.0/0	0/0	1	0	1
10/7	CINCINNATI	5	0	5	0.0/0	0/0	2	0	0
10/14	at Kansas City	6	2	8	0.0/0	0/0	4	0	0
10/21	at Tampa Bay	10	0	10	1.0/11	0/0	5	0	0
10/29	TENNESSEE	3	0	3	0.0/0	0/0	1	0	0
11/4	BALTIMORE	5	2	7	0.0/0	0/0	0	0	0
11/11	at Cleveland	6	0	6	0.0/0	0/0	1	0	0
11/18	JACKSONVILLE	3	0	3	0.0/0	0/0	2	0	0
11/25	at Tennessee	3	3	6	0.0/0	0/0	0	0	0
12/2	MINNESOTA	3	0	3	0.0/0	0/0	1	0	0
12/9	N.Y. JETS	4	0	4	0.0/0	0/0	1	0	0
12/16	at Baltimore	3	2	5	0.0/0	0/0	1	0	0
12/23	DETROIT	1	1	2	0.0/0	1/15	1	0	0
12/30	at Cincinnati	16	2	18	0.0/0	0/0	2	0	0
1/6/02	CLEVELAND	2	0	2	0.0/0	0/0	2	0	0
SEASON TOTALS		76	12	88	1.0/11	1/15	24	0	1

POSTSEASON

1/20	BALTIMORE	6	0	6	0.0/0	0/0	2	0	0
1/27	NEW ENGLAND	3	2	5	0.0/0	0/0	1	0	0
POSTSEASON TOTALS		9	2	11	0.0/0	0/0	2	0	0

WASHINGTON'S GAME-BY-GAME STATISTICS (cont.)**2000**

Date	Opponent	I	AT	TOT	Sack/		INT	PD	FF	FR
					YDS					
9/3	BALTIMORE	6	2	8	0/0		0/0	2	0	0
9/17	at Cleveland	5	1	6	0/0		0/0	1	0	0
9/24	TENNESSEE	1	1	2	0/0		1/-2	3	0	0
10/1	at Jacksonville	5	0	5	0/0		0/0	3	0	0
10/8	at N.Y. Jets	2	0	2	0/0		1/31	1	0	0
10/15	CINCINNATI	10	0	10	0/0		1/30	2	0	0
10/22	CLEVELAND	1	0	1	0/0		0/0	0	0	0
10/29	at Baltimore	3	0	3	0/0		1/0	2	0	0
11/5	at Tennessee	5	1	6	0/0		0/0	0	0	0
11/12	PHILADELPHIA	4	0	4	0/0		0/0	1	0	0
11/19	JACKSONVILLE	6	3	9	0/0		0/0	3	0	0
11/26	at Cincinnati	2	3	5	0/0		0/0	0	0	0
12/3	OAKLAND	5	1	6	0/0		0/0	0	0	0
12/10	at N.Y. Giants	8	0	8	0/0		0/0	2	0	0
12/16	WASHINGTON	4	0	4	0/0		1/0	2	0	0
12/24	at San Diego	3	0	3	0/0		0/0	3	0	0
SEASON TOTALS		70	12	82	0/0		5/59	25	0	0

1999

Date	Opponent	I	AT	TOT	Sack/		INT	PD	FF	FR
					YDS					
9/12	at Cleveland	0	0	0	0/0		0/0	1	0	0
9/19	at Baltimore	4	1	5	0/0		2/1	0	0	0
9/26	SEATTLE	4	1	5	0/0		0/0	1	0	0
10/3	JACKSONVILLE	5	1	6	0/0		0/0	0	0	0
10/10	at Buffalo	6	0	6	0/0		0/0	0	0	0
10/17	at Cincinnati	5	0	5	0/0		1/0	1	0	0
10/25	ATLANTA	1	1	2	0/0		0/0	2	0	0
11/7	at San Francisco	2	2	4	0/0		0/0	0	0	0
11/14	CLEVELAND	4	1	5	0/0		0/0	0	0	0
11/21	at Tennessee	4	0	4	0/0		1/0	0	0	0
11/28	CINCINNATI	2	0	2	0/0		0/0	2	0	0
12/2	at Jacksonville	7	2	9	0/0		0/0	0	0	0
12/12	BALTIMORE	1	0	1	0/0		0/0	1	0	0
12/18	at Kansas City	1	1	2	0/0		0/0	1	0	0
12/26	CAROLINA	4	0	4	0/0		0/0	2	0	0
1/2	TENNESSEE	7	0	7	0/0		0/0	1	0	0
SEASON TOTALS		57	10	67	0/0		4/1	12	0	0



21

AMOS ZEREOUE

RUNNING BACK



HEIGHT—5-8

WEIGHT—207

COLLEGE—West Virginia

BIRTHDATE—October 8, 1976

BIRTHPLACE—Hempstead, N.Y.

HOW ACQUIRED—Draft (3rd in 1999)

NFL EXPERIENCE—5th Year

GAMES PLAYED-STARTED/POSTSEASON—'99 (8-0/0-0), '00

(12-0/0-0), '01 (14-0/2-1), '02 (16-5/2-2)

CAREER TOTALS: 50-5 (4-3)

PRO: Is a quick, explosive runner with a knack for eluding defenders...knows how to hit the hole with power...runs with agility, elusiveness, speed and balance...gives the Steelers a good change of pace at running back...is very elusive with outstanding speed...had a cyst form on his liver that caused him to spend a few weeks in the hospital in late April and early May of 2002. **2002:** Overcame the scary offseason medical problem prior to the season to finish the preseason strong and solidify his position as Jerome Bettis' top backup...eventually assumed the starting running back position...started five contests and both postseason games...led the team in rushing with 762 yards on 193 carries, to become the only other player to lead the team other than Jerome Bettis since 1996...also finished with 42 receptions for 341 yards...finished with 14 yards on seven carries in season-opener at New England (9/9)...also caught three passes for 15 yards...ran three times for 12 yards versus Oakland (9/15)...committed a key fumble with the Steelers driving in the fourth quarter...had three receptions for 23 yards...gained 10 yards on four carries versus Cleveland (9/29)...also had one reception for three yards...had one of his most productive days as a pro at New Orleans (10/6)...finished with 34 yards rushing on five carries, a 7.0-yard average...also had three receptions for 84 yards (28.0-yard average), including a long of 54 yards...had a big game running and receiving at Cincinnati (10/13)...finished with 51 yards on 10 carries for a 5.1-yard average...also caught two passes for 14 yards...finished with a then career-high 87 yards on 15 carries versus Indianapolis (10/21) to lead the team, surpassing his previous mark of 73 yards on 16 carries Dec. 16, 2001 at Baltimore...had a long of 42 yards...made his first regular-season start—second of his career—at Baltimore (10/27)...compiled 53 yards on 13 carries, including a terrific 35-yard TD burst...scored two TDs...had his finest day as a pro at Cleveland (11/3)...totaled 173 yards from scrimmage...recorded his first 100-yard rushing performance, finishing with 111 yards on 29 carries...also had five receptions for 62 yards...produced his most productive day as a pro and eclipsed the 100-rushing mark for the second consecutive week versus Atlanta (11/10)...finished with 123 yards on 37 carries, both career-highs...also had two receptions for minus-three yards...finished with 16 yards on nine carries at Tennessee (11/17)...had four receptions for 37 yards...tied Hines Ward with team-leading five receptions for

17 yards versus Cincinnati (11/24)...had five carries for 14 yards at Jacksonville (12/1)...led the team with 69 rushing yards on 11 attempts versus Houston (12/8), a 6.3-yard average...also had two receptions for 27 yards...complemented Jerome Bettis very well versus Carolina (12/15), compiling 40 yards on 14 carries...also caught a career-high six receptions for 31 yards...finished with 23 yards on five carries for a 4.6-yard average at Tampa Bay (12/23)...also had three receptions for 18 yards...started his fifth game of the season versus Baltimore (12/29) and performed superbly...recorded his third 100-yard rushing performance of the season, finishing with 105 yards on 26 carries for a 4.0-yard average...also scored two TDs and caught three passes for 13 yards...led the team with 73 yards on 13 carries in Wild Card game versus Cleveland (1/5), including a long of 36 yards...finished with 49 yards on 14 carries in Divisional Playoff game at Tennessee (1/11), including an impressive 31-yard TD burst early in the second half...also caught two passes for 10 yards. **2001:** Devoted himself in the offseason and earned the backup running back position behind Jerome Bettis...finished as the team's leading rusher for the third straight preseason...totaled 441 rushing yards and one TD on 85 attempts during the regular season...also finished with 13 receptions for 154 yards and one TD, including a long of 62 yards...finished with a then career-high 60 yards on nine carries in season-opener at Jacksonville (9/9)...proved his explosiveness and his ability to give the Steelers a change-of-pace option to Jerome Bettis at Buffalo (9/30)...had a career-long 32-yard burst he nearly broke for a touchdown...finished with four carries for 37 yards...rushed for 60 yards on eight carries for a team-high 7.5-yard average versus Cincinnati (10/7)...had a long of 22 yards...also caught one pass for two yards...was extremely effective again at Kansas City (10/14), adding 42 yards (on eight carries) to the Steelers' second straight 200-yard rushing performance...converted a key third-and-three attempt with a 10-yard run with less than two minutes remaining to clinch the Steelers' victory...also had two receptions for 17 yards...was credited with two solo special-teams tackles...finished with 12 yards on eight carries at Tampa Bay (10/21)...had a fumble near the end of the game that led to a late Tampa Bay TD...also had one reception for four yards...finished with 17 yards on seven carries, including a long of 17 versus Tennessee (10/29)...also contributed one assist on special teams...was deactivated because of a shoulder injury versus Baltimore (11/4)...returned to active duty at Cleveland (11/11) and quickly made his presence felt...rushed four times for 20 yards, including a long run of 20 yards...also caught a screen pass that he nearly took the distance for a 62-yard gain only to be tripped up at the one-yard line...finished with three receptions for 77 yards...complemented Jerome Bettis in the running game versus Jacksonville (11/18)...finished with 39 yards on six carries, including a long of 28 during the Steelers' final scoring drive that sealed their victory...also caught one pass for six yards...scored his first pro TD on a nifty 25-yard screen pass at Tennessee (11/25) during which he broke several tackles and demonstrated a terrific burst of speed...also had one carry for two yards...had five carries for 14 yards versus Minnesota (12/2), including a four-yard TD run, the first rushing TD of his career...also had one reception for three yards...ran seven times for 30 yards versus the N.Y. Jets (12/9), including a long of 19 yards...filled in admirably for the injured Jerome Bettis at Baltimore (12/6)...led the team with 16 carries for 73 yards...also had one reception for six yards...finished with 34 rushing yards on two carries versus Detroit (12/23), including a nifty 30-yard run...aggravated his shoulder injury early in the first quarter and did not return at Cincinnati (12/30)...was



inactive versus Cleveland (1/6/02)...made an outstanding return in his first postseason action as a pro in AFC Playoff game versus Baltimore (1/20)...finished with 63 yards on 24 carries...scored two TDs, both on one-yard runs...also had two receptions for 13 yards...scored one of the team's two TDs on an 11-yard run in AFC Championship game versus New England (1/27)...had four carries for 11 yards...also caught four passes for 50 yards, a 12.5-yard average, including a long of 19 yards. **2000:** Emerged as a quality special-teams player while buying his time to perform as a running back...finished with 14 yards rushing on six carries...finished the preseason as the team's leading rusher for the second consecutive season...totaled 227 yards on 58 carries...also tied Plaxico Burress for the team lead in receptions with 10 catches for 111 yards...was a Sunday inactive for the first two games...was active for the first time in 2000 versus Tennessee (9/24)...was impressive on special-teams...was credited with three solo special-teams tackles...was active at Jacksonville (10/1)...registered one special-teams tackle...saw all his action on special teams at N.Y. Jets (10/8)...sustained a toe injury that limited him...was deactivated Friday because of his toe injury versus Cincinnati (10/15)...was deactivated Friday because of his toe injury versus Cleveland (10/22)...was active for the first time in three games at Baltimore (10/29)...saw mostly all of his playing time on special teams...registered one special-teams assist...was credited with one special-teams tackle at Tennessee (11/15)...registered two special-teams tackles versus Philadelphia (11/12)...had one special-teams assist versus Jacksonville (11/19)...played his first offensive downs of the season at Cincinnati (11/26)...gained five yards on three carries...also forced a fumble on a kickoff (recovered by Mike Vrabel) that led to a Steelers touchdown...was credited with one unassisted special-teams tackle...finished with one special-teams tackle versus Oakland (12/3)...had three carries for nine yards versus Washington (12/16)...also was credited with one special-teams assist. **1999:** Saw limited action during the regular-season because of the depth at running back...dressed for eight games...finished the preseason as the team's leading rusher, compiling 170 yards on 43 carries, a 4.0 average...also had four receptions for 10 yards...scored the Steelers only rushing TD of the preseason...performed solidly in his pro debut in season-opener at Cleveland (9/12)...finished with 44 yards on 17 carries...also had two receptions for 17 yards...saw limited action for the second straight week...was deactivated Sunday versus Jacksonville (10/3)...was deactivated Sunday for the second consecutive week at Buffalo (10/10)...was deactivated for the third consecutive week at Cincinnati (10/17)...dressed for the first time in six games at Tennessee (11/21)...played on some special teams...saw his first action from scrimmage since the season-opener at Cleveland against Cincinnati (11/28)...had one carry for four yards...also made his debut as a kickoff returner...returned two kickoffs for 40 yards...returned one kickoff for 15 yards at Jacksonville (12/2)...was deactivated Friday at Kansas City (12/18)...dressed but did not have a carry against Carolina (12/26)...accumulated most of his playing time on special teams versus Tennessee (1/2)...registered one special-teams assist.

COLLEGE: Was a second-team All-America selection by The Sports Network and a first-team All-Big East Conference pick in 1998...earned Big East Player of the Week honors against Syracuse, Rutgers and Tulsa...holds school records with 786 rushing attempts for 4,086 yards, 21 100-yard rushing performances and 4,673 all-purpose yards despite only playing three seasons...ran for 40 touchdowns, which

ranks second all-time in West Virginia history...holds the Mountaineer record with seven straight games with at least one touchdown run...is second in WVU career scoring with 252 points...is the only player in school history to rush for more than 1,000 yards in three different seasons...led the team with 1,462 yards and 13 touchdowns on 283 carries (5.2 avg.) in 1998...caught 23 passes for 184 yards (8.0 avg.) and a score, and added 168 yards on eight kickoff returns (21.0 avg.)...ranked sixth among NCAA rushers with 143 yards-per-game in 1998...led WVU with 84 points and an average of 164.9 all-purpose yards per game...was a third-team All-America pick by *The Sporting News*...voted All-Big East Conference and All-ECAC first-team selection after 1997 season...was a semifinalist for the Doak Walker Award, given to the nation's top running back...led conference and set a school single-season rushing record with 1,589 yards on 281 carries (5.7 avg.) and 18 touchdowns in 1997, finishing one shy of a WVU record...ranked third among NCAA rushers with 150.5 yards-per-game...caught 16 passes for 131 yards (8.2 avg.)...was voted unanimous Big East Rookie of the Year by the league's coaches in 1996...was a first-team All-Big East Conference selection...set a WVU freshman rushing record with 1,035 rushing yards...redshirted as a freshman...majored in sports management.

PERSONAL: Set numerous records at W.C. Mepham (Hempstead, N.Y.) High...rushed for 5,360 career yards, scoring 59 touchdowns and 379 points, all Long Island school records...was a *Street & Smith* All-America, first-team All-State, All-Long Island and twice earned the Thorpe Award, given to the top prep player on Long Island...son of Ercilia and Bonde Zereoue...born in the Ivory Coast...Full name: Amos Zereoue.

Zereoue's Career Single-Game Highs

Regular Season

Yards Rushing- 123 (11/10/02 vs. Atlanta)
Rushing Attempts- 37 (11/10/02 vs. Atlanta)
Longest Run- 42 (10/21/02 vs. Indianapolis)
TDs Rushing- 2 (10/27/02 at Baltimore)
100-yard Games- 3 (last, 12/29/02 vs. Balt.)
Receptions- 6 (12/15/02 vs. Carolina)
Yards Receiving- 84 (10/6/02 at New Orleans)
Longest Reception- 62 (11/11/01 at Cleveland)
TDs Receiving- 1 (11/25/01 at Tennessee)

Postseason

Yards Rushing- 73 (1/5/03 vs. Cleveland)
Rushing Attempts- 24 (1/20/02 vs. Baltimore)
Longest Run- 36 (1/5/03 vs. Cleveland)
TDs Rushing- 2 (1/20/02 vs. Baltimore)
100-yard Games- 0
Receptions- 4 (1/27/02 vs. New England)
Yards Receiving- 50 (1/27/02 vs. New England)
Longest Reception- 19 (1/27/02 vs. New England)
TDs Receiving- 0

ZEREOUE'S CAREER STATISTICS

Regular Season

RUSHING						RECEIVING					
	Att.	Yds.	Avg.	LG	TD		No.	Yds.	Avg.	LG	TD
1999 Pittsburgh (AFC)	18	48	2.7	8	0	1999 Pittsburgh (AFC)	2	17	8.5	14	0
2000 Pittsburgh (AFC)	6	14	2.3	2	0	2000 Pittsburgh (AFC)	0	0	0.0	—	0
2001 Pittsburgh (AFC)	85	441	5.4	32	1	2001 Pittsburgh (AFC)	13	154	11.8	62	1
2002 Pittsburgh (AFC)	193	762	3.9	42	4	2002 Pittsburgh (AFC)	42	341	8.1	54	0
NFL Totals (4 years)	302	1,265	4.2	42	5	NFL Totals (4 years)	57	512	8.9	62	1

Postseason

RUSHING						RECEIVING					
	Att.	Yds.	Avg.	LG	TD		No.	Yds.	Avg.	LG	TD
2001 Pittsburgh (AFC)	28	74	2.6	12	3	2001 Pittsburgh (AFC)	6	63	10.5	19	0
2002 Pittsburgh (AFC)	27	122	4.5	36	1	2002 Pittsburgh (AFC)	2	10	5.0	6	0
NFL Totals (2 years)	55	196	3.6	36	4	NFL Totals (2 years)	8	73	9.2	19	0



ZEREOUE'S GAME-BY-GAME STATISTICS

2002

Date	Opponent	RUSHING					RECEIVING				
		No.	Yds.	Avg.	Lg.	TD	No.	Yds.	Avg.	Lg.	TD
9/9	at New England	7	14	2.0	7	0	3	15	5.0	10	0
9/15	OAKLAND	3	12	4.0	5	0	3	23	7.7	11	0
9/29	CLEVELAND	4	10	2.5	5	0	1	3	3.0	3	0
10/6	at New Orleans	5	35	7.0	15	0	3	84	28.0	54	0
10/13	at Cincinnati	10	51	5.1	15	0	2	14	7.0	7	0
10/21	INDIANAPOLIS	15	87	5.8	42	0	0	0	0.0	—	0
10/27	at Baltimore	13	53	4.1	35	2	0	0	0.0	—	0
11/3	at Cleveland	29	111	3.8	27	0	5	62	12.4	25	0
11/10	ATLANTA	37	123	3.3	13	0	2	-3	-1.5	-1	0
11/17	at Tennessee	9	16	1.8	12	0	4	37	9.3	15	0
11/24	CINCINNATI	0	0	0.0	—	0	5	17	3.4	14	0
12/1	at Jacksonville	5	14	2.8	7	0	0	0	0.0	—	0
12/8	HOUSTON	11	69	6.3	14	0	2	27	13.5	14	0
12/15	CAROLINA	14	40	2.9	12	0	6	31	5.2	10	0
12/23	at Tampa Bay	5	23	4.6	14	0	3	18	6.0	8	0
12/29	BALTIMORE	26	104	4.0	22	2	3	13	4.3	10	0
SEASON TOTALS		193	762	3.9	42	4	42	341	8.1	54	0

POSTSEASON

1/5	CLEVELAND	13	73	5.6	36	0	0	0.0	0	—	0
1/11	at Tennessee	14	49	3.5	13	2	10	5.0	0	6	0
POSTSEASON TOTALS		27	122	4.5	136	2	10	5.0	0	6	0

2001

Date	Opponent	RUSHING					RECEIVING				
		No.	Yds.	Avg.	Lg.	TD	No.	Yds.	Avg.	Lg.	TD
9/3	Baltimore	INACTIVE									
9/9	at Jacksonville	9	60	6.7	18	0	2	14	7.0	7	0
9/30	at Buffalo	4	37	9.3	32	0	0	0	0.0	—	0
10/7	CINCINNATI	8	60	7.9	22	0	1	2	2.0	2	0
10/14	at Kansas City	8	42	5.3	10	0	2	17	8.5	10	0
10/21	at Tampa Bay	8	12	1.5	11	0	1	4	4.0	4	0
10/29	TENNESSEE	7	17	2.4	17	0	0	0	0.0	—	0
11/4	BALTIMORE	INACTIVE									
11/11	at Cleveland	4	20	5.0	20	0	3	77	25.7	62	0
11/18	JACKSONVILLE	6	39	6.5	28	0	1	6	6.0	6	0
11/25	at Tennessee	1	2	2.0	2	0	1	25	25.0	25	1
12/2	MINNESOTA	5	15	3.0	14	1	1	3	3.0	3	0
12/9	N.Y. JETS	7	30	4.3	19	0	0	0	0.0	—	0
12/16	at Baltimore	16	73	4.6	16	0	1	6	6.0	6	0
12/23	DETROIT	2	34	17.0	30	0	0	0	0.0	—	0
12/30	at Cincinnati	0	0	0.0	—	0	0	0	0.0	—	0
1/6/02	CLEVELAND	INACTIVE									
SEASON TOTALS		85	441	5.2	32	1	13	154	11.8	62	1

POSTSEASON

1/20	BALTIMORE	24	63	2.6	12	2	2	13	6.5	0	13
1/27	NEW ENGLAND	4	11	2.8	11	1	4	50	12.5	0	19
POSTSEASON TOTALS		28	74	2.6	12	3	6	63	10.5	0	19

ZEREOUE'S GAME-BY-GAME STATISTICS (cont.)

		RUSHING					RECEIVING				
2000											
Date	Opponent	No.	Yds.	Avg.	Lg.	TD	No.	Yds.	Avg.	Lg.	TD
9/3	Baltimore										
9/17	at Cleveland										
9/24	Tennessee	0	0	0.0	—	0	0	0	0.0	—	0
10/1	at Jacksonville	0	0	0.0	—	0	0	0	0.0	—	0
10/8	at N.Y. Jets	0	0	0.0	—	0	0	0	0.0	—	0
10/15	Cincinnati										
10/22	Cleveland										
10/29	at Baltimore	0	0	0.0	—	0	0	0	0.0	—	0
11/5	at Tennessee	0	0	0.0	—	0	0	0	0.0	—	0
11/12	Philadelphia	0	0	0.0	—	0	0	0	0.0	—	0
11/19	Jacksonville	0	0	0.0	—	0	0	0	0.0	—	0
11/26	at Cincinnati	3	5	1.7	2	0	0	0	0.0	—	0
12/3	Oakland	0	0	0.0	—	0	0	0	0.0	—	0
12/10	at N.Y. Giants	0	0	0.0	—	0	0	0	0.0	—	0
12/16	Washington	3	9	3.0	11	0	0	0	0.0	—	0
12/24	at San Diego	0	0	0.0	—	0	0	0	0.0	—	0
SEASON TOTALS		6	14	2.3	11	0	0	0	0.0	—	0

1999											
Date	Opponent	No.	Yds.	Avg.	TD	Lg.	No.	Yds.	Avg.	TD	Lg.
9/12	at Cleveland	17	44	2.6	0	8	1	14	14.0	0	14
9/19	at Baltimore	0	0	0.0	0	0	0	0	0.0	0	0
9/26	SEATTLE	0	0	0.0	0	0	1	3	3.0	0	3
10/3	JACKSONVILLE										
10/10	at Buffalo										
10/17	at Cincinnati										
10/25	ATLANTA										
11/7	at San Francisco										
11/14	CLEVELAND										
11/21	at Tennessee	0	0	0.0	0	0	0	0	0.0	0	0
11/28	CINCINNATI	1	4	4.0	0	4	0	0	0.0	0	0
12/2	at Jacksonville	0	0	0.0	0	0	0	0	0.0	0	0
12/12	BALTIMORE										
12/18	at Kansas City										
12/26	CAROLINA	0	0	0.0	0	0	0	0	0.0	0	0
1/2	TENNESSEE	0	0	0.0	0	0	0	0	0.0	0	0
SEASON TOTALS		18	48	2.7	0	8	2	17	8.5	0	14



First-Year Free Agents



61

DAVE COSTA

GUARD



HEIGHT—6-5

WEIGHT—307

COLLEGE—Wisconsin

BIRTHDATE—September 8, 1978

BIRTHPLACE—Ellwood City, Pa.

HOW ACQUIRED—FA-'03

NFL EXPERIENCE—2nd Year

GAMES PLAYED-STARTED/POSTSEASON—'01 (14-0/1-0), '02 (0-0)

CAREER TOTALS: 14-0 (1-0)

PRO: Signed with the Steelers Jan. 30, 2003...has experience at both tackle and guard...was selected third overall in the 2003 NFL Europe League Draft by the Scottish Claymores...started for the Claymores at left tackle...did not play in 2002 after being released in training camp by the San Francisco 49ers...saw action in 14 games as rookie free-agent with San Francisco (2001) both from scrimmage and on special teams...signed by 49ers as undrafted free agent (4/27/01)...spent entire pre-season with 49ers...was waived (9/3/01)...signed to Tennessee practice squad (9/5/01)...re-signed with 49ers as free agent (9/26/01). **2001:** Signed to active roster (9/26) and saw action at New York Jets (10/1)...saw action from scrimmage at tackle vs. Carolina (10/7)...played tackle at Atlanta (10/14) and at Chicago (10/28)...saw action at tackle vs. Detroit (11/4)...saw action from scrimmage vs. New Orleans (11/11)...played tackle at Carolina (11/18)...saw action on special teams Weeks 12-16...saw action from scrimmage at New Orleans (1/6)...made special team appearance at Green Bay in NFC Wild Card Game (1/13).

COLLEGE: Four-year performer at Wisconsin...started all 41 games at right tackle, left tackle and right guard...team registered 1,000-yard rusher all four years...limited to five games due to broken leg as senior...team averaged 196.1 yards per game (20 yards less per game when Costa was out of lineup)...started every game at right guard as junior when team ranked third in nation with 275.4 yards rushing per game...All-Big Ten Conference honorable mention as sophomore...started all 12 games at right guard...allowed only three quarterback sacks all year...anchored line that led Big Ten with 215.9 yards rushing per game...started all 12 games as redshirt freshman...registered 41 key blocks as Wisconsin generated 4,500 yards total offense.

PERSONAL: Attended Ellwood City (PA) High...was a *Pittsburgh Post-Gazette* "Fabulous 22" selection and team MVP as senior...was a two-time All-Conference two-way lineman...also had 15 receptions as tight end...father, Donald, played football at Notre Dame...single, resides in Ellwood City, PA. Full name: David C. Costa.



15 KHORI IVY

WIDE RECEIVER



(pronounced: CORE-ee)

HEIGHT—6-3

WEIGHT—195

COLLEGE—West Virginia

BIRTHDATE—March 16, 1978

BIRTHPLACE—Boca Raton, Fla.

HOW ACQUIRED—FA '02

NFL EXPERIENCE—1st Year

PRO: Signed to the Steelers' practice squad Sept. 3, 2002 and to the active roster in the 2003 offseason...was in training camp with the Cincinnati Bengals in 2002, but was released prior to the season...signed with Cincinnati Jan. 8, 2002 after finishing the 2001 regular season on the Bengals' practice squad...played for F.C. Barcelona Dragons in 2002 NFL Europe season...caught 27 passes for 350 yards (13.0 avg.) and two TDs...caught six passes for 111 yards, including a 58-yard TD, in Week 9 at Amsterdam...had a 43-yard catch in Week 8 vs. Rhein...averaged 11.9 yards on 10 punt returns and 21.2 yards on five kickoff returns. **2001:** Signed with Tampa Bay as a rookie free agent on April 23...waived by Tampa Bay Sept. 3...signed Oct. 3 to New England's practice squad...released by New England on Oct. 27...signed Dec. 18 to Bengals practice squad...was on Cincinnati practice squad for Games 14-16.

COLLEGE: Was a four-year letterman and three-year starter for WVU...finished his career as No. 2 in career receiving yards (2,412) and No. 3 in receptions (160)...was voted by teammates as Mountaineers' MVP as a senior in 2000, after catching 47 passes for 806 yards and 7 TDs...won the Ira Rodgers Award from WVU coaches for all-around excellence...started 34 of 44 games, and had a streak of 40 consecutive games with at least one catch.

PERSONAL: Attended Boca Raton Community High School...lives in Boca Raton, Florida in the offseason...first name is pronounced "Corey"...Full name: Khori Donnell Ivy.



13 TIM LEVCIK

QUARTERBACK



HEIGHT—6-6
WEIGHT—235
COLLEGE—Robert Morris
BIRTHDATE—April 27, 1980
BIRTHPLACE—Ford Cliff, Pa.
HOW ACQUIRED—FA-'03
NFL EXPERIENCE—1st Year

PRO: Signed with the Steelers in February 2003...originally signed with the Miami Dolphins as an undrafted rookie free agent on April 25, 2002...completed five of 22 for 61 yards with no TDs and two INTs in the 2002 preseason...waived on Aug. 23, but was re-signed to the Dolphins' practice squad for the season.

COLLEGE: Lettered four years for the Colonials (1998-01)...completed 537 of 970 passes (55.4 percent) for 7,222 yards with 76 touchdowns and 30 interceptions in his career...was a three-time (1999-01) All-Northeast Conference performer...was the league's Offensive Player of the Year each of his final two seasons and the Newcomer of the Year as a freshman in 1998...completed 152-of-267 (56.9 percent) for 2,110 yards with 22 touchdowns and 10 interceptions as a senior...completed 142-of-267 (53.2 percent) for 1,925 yards with 21 touchdowns and nine interceptions his junior year...was coached in college by former Steelers offensive coordinator Joe Walton...majored in social science.

Personal: Attended Ford City High School in Ford Cliff, Pa., the same school that produced Minnesota Vikings QB Gus Frerotte...is the son of Steve and Pam Levcik...has one older sister (Sandy)...Full name: Tim Levcik.



42 WES OURS

FULLBACK



HEIGHT- 6-0
WEIGHT- 284
COLLEGE- West Virginia
BIRTHDATE- December 30, 1977
BIRTHPLACE- Rawlings, MD
HOW ACQUIRED- FA-'03
NFL EXPERIENCE- 1st Year

PRO: Joined the Steelers in the 2003 offseason and was assigned to the NFL Europe League...was released during NFL Europe League training camp. **2002:** Was released by the Indianapolis Colts in training camp and did not play during the regular season. **2001:** Originally signed with the Indianapolis Colts as an undrafted rookie free agent April 26, 2001...waived Sept. 25, 2001 and was claimed off waivers by the Tennessee Titans...was waived by Tennessee Nov. 20, 2001...was claimed off waivers by the Colts Nov. 21, 2001...was active with Colts 11/25 vs. San Francisco but did not play...was inactive for club during first two and final six games of season...appeared in two games as reserve for Tennessee (11/4 vs. Jacksonville and 11/12 vs. Baltimore)...caught one pass for three yards.

COLLEGE: Started 14 of 25 games...played DL, OG and FB in college...was biggest fullback in college football as senior and was nicknamed "Wes Express"...started 11 of 12 games at FB...totaled 28 carries for 77 yards and four TDs rushing and 14 receptions for 170 yards...rushed three times for 13 yards and caught two passes for 24 yards at Virginia Tech...had 39-yard reception vs. Maryland...had a 40-yard reception and a one-yard run vs. Ole Miss in Music City Bowl...began season at DL before switching to OG as junior...started three games at LG...started three of 10 games at FB as sophomore...caught one pass for 29 yards and had one carry for no gain...started at Virginia Tech and had 29-yard reception...played in three games as redshirt freshman...redshirted as true freshman...majored in physical education with an emphasis on athletic coaching.

PERSONAL: Attended Westmar High School (Lanaconing, Md.)...rushed for 1,423 yards and 26 TDs as senior...was a second-team All-State as junior...hails from military family...was born in Christian, Kentucky...Ours and his wife, Alycia, reside with their son, Brady (2/6/00), in Rawlings, Md...Full name: John Wesley Ours.



Steelers 2003 Draft Picks

**43 TROY POLAMALU**
SAFETY

(pronounced pul a MALL lu)

HEIGHT-5-10**WEIGHT**-210**COLLEGE**-Southern California**BIRTHDATE**-April 19, 1981**BIRTHPLACE**-Garden Grove, Calif.**HOW ACQUIRED**-D1-'03 (#16)**NFL EXPERIENCE**-Rookie

COLLEGE: Was the first safety selected in the first round in Steelers history...was the first player for whom the Steelers traded up in the first round...cost the Steelers their first, third and sixth-round selections to Kansas City for the right to select Polamalu...possesses exceptional speed and strength...was a three-year starter who became the Trojans' first two-time All-American since Tony Boselli (1992, 1994)...was one of three finalists for the 2002 Thorpe Award...recorded 278 tackles with 29 stops behind the line of scrimmage, six interceptions (returned three for touchdowns), 13 pass deflections, two fumble recoveries and four blocked punts during his career...voted All-American first-team selection by *The NFL Draft Report*, Associated Press, Walter Camp, *Football News*, CBS Sportsline and ESPN, earning second-team honors from *The Sporting News* during his senior season (2002)...was one of three finalists for the Jim Thorpe Award, given to the nation's top defensive back...All-Pac 10 Conference first-team choice...was a team captain and recipient of the team's Most Inspirational Player Award and Co-Lifter Award...started every game except against California...finished third on the team with 68 tackles (53 solos), including three sacks and nine stops for losses...intercepted one pass and deflected four others...was a 2001 Football Writers Association, The NFL Draft Report and *College & Pro Football News-Weekly* All-American first-team selection, adding second-team by the Associated Press and third-team recognition from *Football News*...also was an All-Pac-10 Conference first-team pick...was a team captain and USC's first All-American safety since Mark Carrier in 1989...also won USC's MVP Award...led team with 118 tackles (79 solos), including 13 for losses (with a 2-yard sack), six pass break-ups and a team-best three interceptions, including two run back for touchdowns...also had two forced fumbles, a fumble recovery (to set up a TD), three blocked punts and three punt returns for 27 yards (9.0 avg)...his 118 tackles were the most by a Trojan safety since Tim McDonald had 140 in 1986...received All-Pac 10 honorable mention honors as a sophomore in 2000...started all 12 games at strong safety...finished second on the team in tackles with 83 (includ-



ing 5 for losses), plus he tied for the team lead in both pass deflections with seven and interceptions with two...played regularly as a backup safety and linebacker as a freshman in 1999...appeared in eight games, making 12 tackles, including two sacks for minus 28 yards, forced two fumbles, broke up a pass and blocked a punt...majored in general studies.

PERSONAL: Attended Douglas (Ore.) High School...named to 1998 Super Prep All-Northwest, *Tacoma News Tribune* Western 100 and All-Far West League second team as a senior...played running back and defensive back...averaged six touchdowns a season...was an All-State center fielder and two-time All-League basketball player...brother, Kaio Aumua, played football at Texas-El Paso...is the nephew of former USC fullback Kennedy Pola (1982-85), now the Trojans' running backs coach and special teams coordinator...has another uncle, Al Pola, who played football at Penn State...has a cousin, Nicky Sualua, who was a running back with the Cincinnati Bengals and the Dallas Cowboys and attended Ohio State...is also the cousin of Leie Sualua, who was a defensive lineman at Oregon; and Joe Polamalu, who played for Oregon State in 1987 and 1988...is the son of Suila Polamalu...has one brother, Sakio Aumua, and three sisters, Tria Aumua, Sheila Aumua and Lupe Aumua...grew up with cousins Joe Polamalu, Darren Polamalu and Brandon Polamalu...lives in Tenmile, Oregon...Full name: Troy Aumua Polamalu.

44 ALONZO JACKSON

LINEBACKER



HEIGHT—6-4
WEIGHT—265
COLLEGE—Florida State
BIRTHDATE—Sept. 15, 1980
BIRTHPLACE—Americus, Georgia
HOW ACQUIRED—D2-'03 (#27, 59)
NFL EXPERIENCE—Rookie

COLLEGE: Played defensive end in college...shows a good burst and power off the snap to put pressure on the quarterback...is quick to read and react to the plays...emerged as one of the best edge rushers in college football the last two years...recorded 125 tackles (72 solos) with 23 quarterback sacks and 33 stops behind the line of scrimmage during his career...ranks fifth on the school's career-sack list (23)...ranks third in school history with 33 tackles for losses...was an All-Atlantic Coast Conference first-team selection as a senior in 2002...started every game at right defensive end...recorded 42 tackles (34 solos) and ranked second in the conference with a career-high 13 sacks for minus-79 yards and 19 stops for losses of 104 yards...finished fourth on the school's single-season sack list (13)...deflected three passes and intercepted another and returned it 48 yards for a



touchdown...caused four fumbles and made 19 quarterback pressures...started nine games at right defensive end in 2001...recorded 33 tackles (19 solos) and led the team with five sacks and eight stops for losses...deflected a pass and finished second on the team with 16 quarterback pressures...missed the Miami and Virginia games with a sprained knee...started four games in 2000...recorded 37 tackles (16 solos) with five sacks and six stops for losses...recovered a fumble and deflected two passes...played in every game as a reserve defensive end as a true freshman in 1999... made 13 tackles (3 solos) with a pass deflection...earned bachelor's degree in sociology.

PERSONAL: Nicknamed "Zo"...attended Americus (Ga.) High...was a *USA Today* honorable mention All-American...named Super Prep All-American after playing both offense and defense...was a first-team Class 2A All-State selection...was a member of the *Atlanta Journal-Constitution's* Super Southern 100 and Top 50 in Georgia...recorded 116 tackles, 16 sacks and three blocked kicks as a senior...is the son of Pat Jackson and the late Eddie B. Jackson...Full name: Alonzo Jackson.

24 IKE TAYLOR

CORNERBACK



HEIGHT—6-1

WEIGHT—198

COLLEGE—Louisiana-Lafayette

BIRTHDATE—May 5, 1980

BIRTHPLACE—New Orleans, Louisiana

HOW ACQUIRED—D4-'03 (#28, 125)

NFL EXPERIENCE—Rookie

COLLEGE: Is an excellent athlete with great speed...is a hard hitter who likes to initiate contact...excels on special teams and can return kickoffs...made the transition from offense to the defensive backfield as a senior...only played two seasons of collegiate football but managed to record 49 tackles (37 solos) with eight pass deflections and two forced fumbles on defense...added 323 yards and three touchdowns on 70 carries (4.6 avg) and 125 yards on 18 receptions (6.9 avg) on offense and gained 490 yards on 27 kickoff returns (18.1 avg)...was a Super Sleeper Team and All-Sunbelt Conference second-team selection by *The NFL Draft Report* as a senior in 2002...moved into the starting lineup at right cornerback...recorded 46 tackles (34 solos) with eight pass deflections and two forced fumbles...did not allow an opponent to catch a pass in four games...returned nine kickoffs for 210 yards (23.3 avg)...played in every game on special teams and saw action as a tailback in nine contests in 2001...had 70 carries for 323 yards (4.6 avg) and three touchdowns...caught 18 passes for 125 yards (6.9 avg) and returned 18 kickoffs for 280 yards (15.6 avg)...recorded three solo tackles...did not play football in 1999 or 2000...joined the team as a walk-on, earning a scholarship prior to the 2001



season...majored in general studies.

PERSONAL: Attended Abramson (La.) High...was an All-District 9-5A first-team selection as a junior and senior...played running back, defensive end, cornerback and placekicker during his three-year career...led the team to the state playoffs in each of his three seasons with the varsity...lettered three times as a guard and small forward on the basketball team...earned All-District 9-5A basketball honors as a senior, as the team compiled a 25-6 record in 1998...lives in Harvey, Louisiana...Full name: Ike Taylor.

2**BRIAN ST. PIERRE**
QUARTERBACK**HEIGHT**—6-3**WEIGHT**—220**COLLEGE**—Boston College**BIRTHDATE**—November 28, 1979**BIRTHPLACE**—Salem, Massachusetts**HOW ACQUIRED**—D5-'03 (#28, 163)**NFL EXPERIENCE**—Rookie

COLLEGE: Was a two-year starter and offensive team captain...ranks third on the school's career-record lists with 5,837 yards and 48 touchdowns passing, completing 457-of-803 attempts (56.9%)...started every game in 2002...completed 237-of-407 passes (58.2%) for 2,983 yards and 18 touchdowns...ranks third in school history behind Glenn Foley (3,397 in 1993) and Doug Flutie (3,454 in 1984) with 2,983 passing yards...his 18 scores ranks sixth on the school's single-season list for touchdown passes...rushed 68 times for 126 yards (1.9 avg) and a score...averaged 239.2 yards-per-game as he amassed 3,109 yards in total offense...ranks third on BC's single-season list for total yards (3,109) behind Foley (3,353 in 1993) and Flutie (3,603 in 1984)...took over the starting quarterback job in 2001...completed 149-of-279 passes (53.4%) for 2,016 yards, 25 touchdowns and 10 interceptions...only Doug Flutie (27 in 1984) had more scoring passes in a season for the Eagles...was third on the team with 67 carries for 217 yards (3.2 avg)...played in every game in 2000...started vs. Notre Dame when Tim Hasselbeck missed the game with a knee injury...completed 47-of-77 passes (61.0%) for 543 yards and four touchdowns while adding another score on 13 carries....played in nine games in 1999...completed 24-of-40 passes (60.0%) for 295 yards and a touchdown...redshirted as a true freshman in 1998...majored in economics.

PERSONAL: Attended St. John's Prep in Danvers, Mass....set every single-season and career quarterback record at the school (completions, attempts, touchdown passes, touchdown rushes, completion percentage and games played)...threw for 3,700 yards in his career...earned All-American honors from Tom Lemming, Prep



Star and Super Prep...made Prep Star's Dream Team and was chosen Massachusetts and New England Gatorade Player of the Year...was *USA Today's* Massachusetts Co-Player of the Year...was a three-year Catholic Conference all-star choice...served as team captain for the 1997 St. John's team that finished 11-0, winning the state and New England crowns...was a two-time Catholic Conference all-star in baseball...led St. John's to the 1997-98 Catholic Conference basketball title...is the son of Luanne and David St. Pierre...has one sister (Kristen) and two brothers (Andy and Scott)...lives in Danvers, Massachusetts...Full name: Brian St. Pierre.

49 J.T. WALL

FULLBACK



HEIGHT-6-0

WEIGHT-265

COLLEGE-Georgia

BIRTHDATE-September 12, 1979

BIRTHPLACE-Milledgeville, Georgia

HOW ACQUIRED-D7-'03 (#28, 242)

NFL EXPERIENCE-Rookie

COLLEGE: Is an unselfish player with good size and strength...is an aggressive blocker...can catch the ball...should be able to help on special teams because he is tough, unselfish and really wants to play...started at Southwest Baptist University in 1998 and '99...carried 129 times for 465 yards and three touchdowns and caught eight passes for 75 yards in 1998...carried 118 times for 450 yards and three touchdowns in 1999...walked on at Georgia in 2000, but had to sit out the year as a transfer from another school...played in every game in 2001 and started three times...carried 15-58-0 and caught 2-21-0...was team's starting fullback in 2002, when he carried 30-149-3 and caught 9-84-2...majored in sports studies.

PERSONAL: Was a four-year starter at both fullback and linebacker at John Milledge Academy in Milledgeville, Ga...named to All-Region 4AAA team three times...was three-time team MVP...was a three-time selection to the *Milledgeville Union-Recorder* All-County team...was a three-time Georgia Independent School Association (GISA) all-state selection at fullback...is the son of Barbara Wall, and Johnny Wall and Jana Wall...lives in Milledgeville, Ga...Full name: John Thomas Wall.



Steelers Rookie Free Agents



19

JASON ARMSTEAD

WIDE RECEIVER

Steelers



HEIGHT- 5-9

WEIGHT- 165

COLLEGE- Mississippi

BIRTHDATE- September 18, 1979

BIRTHPLACE- Pascagoula, Miss.

HOW ACQUIRED- FA-'03

NFL EXPERIENCE- Rookie

COLLEGE: Is a versatile athlete who excels as a receiver and kick returner...appeared in all 13 games, starting nine at flanker as a senior in 2002...led team with 1,048 all-purpose yards...caught 24 passes for 316 yards...averaged 18.6 yards on 19 kickoff returns...returned 32 punts for a 12.0-yard average per return...recorded a career-high 191 all-purpose yards, including a 62-yard return for a score, and broke a 55-year-old school single-game record with 157 punt return yards on eight returns against Memphis...made five starts as a junior in 2001...led team in all-purpose yardage with 1,132...averaged 27.6 yards per kickoff return...caught 32 passes for 413 yards and five TDs...returned his first career kickoff 93 yards for a TD...*Junior College:* Earned *PrepStar* All-America, plus All-Region 23 and All-State junior college honors in 2000 following sophomore season at Gulf Coast (Miss.) Community College...caught 23 passes for 270 yards and a TD...also passed for 328 yards and had 220 yards rushing while playing quarterback...averaged 29.8 yards on six kickoff returns...had one kickoff return for a TD...averaged 9.4 yards on nine punt returns...returned three punts for TDs in one game as a freshman in 1999...did not attend college in 1998...majored in sociology.

PERSONAL: Was an All-State and All-Gulf Coast pick while playing at Class 5A Moss Point (Miss.) High...had more than 1,500 all-purpose yards during final prep season...caught 34 passes for 723 yards and 12 TDs, and also returned two punts for TDs during senior year...is the son of Shelia D. Armstead and Earnest Armstead...has one sister, LaTaya Cobb...has two daughters, Kamaryn Simmons (8/22/99) and Triniti Simmons (9/16/00)...Full name: Jason Armstead.



69 ROY ATTIEH

DEFENSIVE TACKLE



HEIGHT-6-2
WEIGHT-310
COLLEGE-Kent State
BIRTHDATE-November 16, 1979
BIRTHPLACE-Patterson, N.J.
HOW ACQUIRED-FA-'03
NFL EXPERIENCE-Rookie

COLLEGE: Is a hard-nosed defensive tackle who was a four-year starter at Kent State...made 29 career starts...was co-captain as a senior in 2002...finished season with 27 total tackles (16 solos)...registered six tackles for losses, including one sack...started in nine and played in 11-of-12 games...was credited with 19 total tackles (15 solos) in 2001...missed three games late in the season with a shoulder injury before returning in the season finale against Miami...started all 11 games at left defensive tackle...made 36 tackles (22 solo)...played in all 11 games as a true freshman in 1999...started his first two collegiate games...had 16 solo stops among his 27 total tackles...majored in justice studies.

PERSONAL: Helped Hargrave (Va.) Academy to a 10-0 record in 1998...attended Bayley Ellard High School in Madison, N.J...led team to the New Jersey state championship...named to the New Jersey All-State First Team as both a junior and a senior...earned all-area honors twice...earned four letters each in football and lacrosse and three in wrestling...was a three-time state qualifier in wrestling...is the son of Said and Thana Attieh...has an older brother named Rami...younger brother Roger, is a junior defensive tackle at Kent State...last name pronounced uh-TEE-uh...lives in Boonton, New Jersey...Full name: Roy Attieh.

11 PHIL BRAXTON

WIDE RECEIVER



HEIGHT-6-3
WEIGHT-200
COLLEGE-West Virginia
BIRTHDATE-November 28, 1979
BIRTHPLACE-Charleston, WVa.
HOW ACQUIRED-FA-'03
NFL EXPERIENCE-Rookie



COLLEGE: Came to West Virginia as a running back before being converted to wide receiver...excelled on special teams...was team's top kick returner (25.3 avg.) as a senior in 2002...caught 20 passes for 379 yards and two touchdowns...was WVU's leading receiver before foot surgery during his junior season (2001)...caught 26 passes for 282 yards and two touchdowns...suffered a left foot fracture versus Rutgers and was out for the remainder of the season...had 237 yards and one touchdown on nine catches in 2000...did not play in 1999 as a freshman...majored in physical education.

PERSONAL: Attended Connellsville (Pa.) High School...earned *Pittsburgh Post-Gazette* Fabulous 22 and *Tribune-Review* Terrific 25 honors as a senior...was named to the *Sports Fever* Fab 85 team...was a first-team All-State and all-conference selection during his senior season...rushed for 1,225 yards and scored 17 touchdowns...was a *USA Today* honorable mention All-America selection...one of four children...is the son of Theodore and Virginia Martin...is the nephew of former Mountaineer great Jim Braxton...lives in Vanderbilt, Pennsylvania...Full name: Phil A. Braxton.

46 DANTE BROWN

RUNNING BACK



HEIGHT- 6-1
WEIGHT- 218
COLLEGE- Memphis
BIRTHDATE- July 28, 1980
BIRTHPLACE- Cincinnati, Ohio
HOW ACQUIRED- FA-'03
NFL EXPERIENCE- Rookie

COLLEGE: Started at tailback in 2001 and 2002...led the team in rushing as a junior and was second during his senior season...finished his career with 1,464 yards rushing which ranks 12th on the school's all-time career list...is ranked 12th in career scoring with 116 points...played in all 12 games and rushed for 562 yards and six touchdowns during the 2002 season...rushed for 902 yards in 2001 which ranks as the fourth highest single-season total in Memphis football history...had 11 rushing touchdowns, the most by a Tiger back since 1963 and the second-most ever by a Memphis back...rushed for 148 yards and scored a school-record four rushing touchdowns in a road win versus Houston... became the first Memphis offensive player to ever be named the league's offensive player of the week...lettered as a tailback for two years (1999-00) at Middle Georgia College...rushed for nearly 900 yards and 14 touchdowns during 2000 season...gained 208 yards and scored three touchdowns on just 11 rushing attempts during his freshman season in 1999...originally signed with Clemson out of high school but attended junior college...majored in criminal justice.



PERSONAL: Was a first team *USA Today* All-American at Swainsboro (Ga.) High School...rushed for 1,842 yards and 14 touchdowns as a senior...rushed for over 1,300 yards and scored 10 touchdowns as a junior in high school...ran track in high school and has posted a time of 10.9 in the 100 meters...is the son of Mary Brown...lives in Swainsboro, Georgia...Full name: Dante Brown.

38 DANTONIO BURNETTE

LINEBACKER



HEIGHT—5-10

WEIGHT—235

COLLEGE—North Carolina State

BIRTHDATE—December 29, 1980

BIRTHPLACE—Warner Robbins, Ga.

HOW ACQUIRED—FA-'03

NFL EXPERIENCE—Rookie

COLLEGE: Was a first-team All-ACC performer as a senior in 2002...was a fourth-team *Sporting News* All-American selection...finished career as the number-two tackler in school history with 476 stops...was the first player in N.C. State history to make more than 100 tackles in all four seasons...led the Wolfpack in tackles (144), tackles for loss (18) and sacks (9) and ranked third in interceptions (2)...ranks second in N.C. State history with 40 career tackles for loss...saw action at fullback in several games during goal line situations...was co-recipient of the Governor's Award, given to the team MVP...was the team's second-leading tackler in 2001 with 114 stops...tied Bill Cowher's school single-game tackle record with 24 tackles versus Clemson...appeared in all 11 regular season games with nine starts in 2000...finished with 105 total tackles to rank third on the team...became a starter in just his second collegiate game as a true freshman in 1999...replaced injured starter Edrick Smith, who tore his ACL...finished 1999 as the team's second-leading tackler with 124 stops...majored in sports management.

PERSONAL: Was a three-year starter at Northside (Ga.) High School...played linebacker and fullback...recorded 116 tackles as senior, 391 for his career...gained 216 yards and five touchdowns on 28 carries...voted team captain as a junior and senior...was all-state selection by the Associated Press and the *Atlanta Journal-Constitution*...is the son of Barbara Burnette...Full name: Dantonio Burnette.



25 NASHVILLE DYER

CORNERBACK



HEIGHT—5-10
WEIGHT—180
COLLEGE—Kent State
BIRTHDATE—November 6, 1979
BIRTHPLACE—St. Catherine, Jamaica
HOW ACQUIRED—FA-'03
NFL EXPERIENCE—Rookie

COLLEGE: Made 31 career starts...is tied for 10th in Kent State history with nine career interceptions...was a team co-captain as a senior in 2002...finished second on the team with 63 tackles (50 solo)...led team with four interceptions and 12 pass breakups...also forced two fumbles...led the team and ranked second in the MAC with four interceptions in 2001...registered 27 tackles (24 solo)...started seven games in 2000...made 43 tackles (29 solo)...started five games at cornerback as a redshirt freshman in 1999...recorded 28 tackles (18 solo)...redshirted in 1998...majored in communications studies.

PERSONAL: Was named to the All-Palm Beach County First Team at wide receiver as a senior at Suncoast (Fla.) High School...earned third-team all-state and first-team all-conference honors his final season...team advanced to the district playoffs in 1997...is the son of Una Mitchell...lives in Riviera Beach, Florida...Full name: Nashville Dyer.

74 JACK FADULE

OFFENSIVE TACKLE



(pronounced fa DOOL)
HEIGHT—6-6
WEIGHT—320
COLLEGE—Harvard
BIRTHDATE—September 11, 1980
BIRTHPLACE—Orange, Calif.
HOW ACQUIRED—FA-'03
NFL EXPERIENCE—Rookie



COLLEGE: Is a versatile lineman who can play both tackle and guard...was a first team All-Ivy League selection at left tackle as a senior in 2002...was also a first-team All-New England selection...started all 10 games...helped offense rank eighth nationally in total offense (425.0 yards per game) and set a school record with 242 first downs...helped offense average 262.7 passing yards-per-game and rush for 164.0 yards-per-game...was a leader on an offensive line that yielded only six sacks...helped team to a 9-0 record and the Ivy League title in 2001, the school's first unbeaten, untied season since 1913...moved into starting lineup at left guard and helped offense average 445 yards per game...was part of an offensive line that surrendered just 16 sacks in 265 passing attempts...received the Dan Jiggetts '76 Award as most improved offensive lineman during 2001 spring practice...majored in government.

PERSONAL: Attended Blair (N.J.) Academy for 1998-99 academic year and was named All-New Jersey Post-Grad...was a 1998 graduate of Trabuco (Calif.) High School...lettered in football for three seasons and in wrestling for two years...was an All-South Coast League selection in football as a senior...received All-League and All-County honors in wrestling...set school wrestling records for wins in a season and longest individual winning streak...named school's 1997-98 Male Athlete of the Year...is the son of John and Ann Fadule...Full name: Jack Fadule.

23 RASHAD FAISON

SAFETY



(pronounced FAY son)

HEIGHT-5-9

WEIGHT-200

COLLEGE-South Carolina

BIRTHDATE-December 4, 1979

BIRTHPLACE-Avon Park, Fla.

HOW ACQUIRED-FA-'03

NFL EXPERIENCE-Rookie

COLLEGE: Is a very aggressive player...was on the 2002 preseason watch list for the Bronko Nagurski Award, which honors the nation's top defensive player...finished career with 348 total tackles...registered 93 tackles (64 solo) to finish second on the team in 2002...was a second-team All-SEC selection in 2001...led team with 104 total stops (79 solo) and 9½ tackles for loss...had one interception, one fumble recovery, two sacks, and broke up seven passes...led team with three forced fumbles...scored the second TD of his college career after picking up a blocked Boise State field goal attempt and racing 82 yards as the first half clock expired...ranked second on team with 99 total stops in 2000...emerged as one of the up-and-coming defensive players in 1999...earned Freshman All-America honors by *The Sporting News* and was named to the SEC's All-Freshman squad...made 52 tackles (32



solo), with five tackles for loss and three quarterback sacks...sat out the 1998 season...majored in sociology.

PERSONAL: Attended Hardee County High School...played safety and linebacker...*SuperPrep* All-Florida pick...had 97 tackles and five interceptions his senior year...doubled as a receiver his junior year...caught 36 passes for 650 yards...was a three-time All-State, All-Area and All-Conference selection in football...is the son of Teresa White...Full name: Ahmad Rashad Faison.

5 MIKE HAYES

PUNTER



HEIGHT– 6-3
WEIGHT– 225
COLLEGE– Akron
BIRTHDATE– April 19, 1976
BIRTHPLACE– Elyria, Ohio
HOW ACQUIRED– FA-'03
NFL EXPERIENCE– Rookie

COLLEGE: Played at Akron from 1994-98...redshirted in 1995...has not played since college, but continued to train with former NFL kicker Marty Kozaric...had several tryouts after college...spent the last four years coaching football at Midview High School (Grafton, Ohio)...coached special teams, wide receivers and defensive backs...finished senior season (1998) fourth in the MAC in punting average (41.7 yards)...had a season-best 63-yard punt...was a first-team Academic All-MAC selection and a first-team GTE Academic All-District choice...was the top-rated punter in the MAC as a junior in 1997...averaged a career-high 43.8 yards-per-punt, which also set a new school record...was a first-team Academic All-MAC selection...averaged 42.4 yards on a career-high 68 punts in 1996...had a career-long 71-yard punt against Northern Illinois...had 14 punts of 50 or more yards...redshirted in 1995...took over punting chores in week 9 against Eastern Michigan as a true freshman in 1994...punted 13 times for a 37.2 average...earned his bachelor's degree in Athletic training at Akron...went on to earn bachelor's degree in physical therapy at Cleveland State.

PERSONAL: Was a first-team All-Ohio punter as a senior at Midview (Ohio) High School in 1993...averaged 44 yards-per-punt...was the first player in Erie Shore Conference history to be named all-conference at three positions (WR, PK and P)...was the only athlete in Lorain County to be chosen for all-star teams in football, basketball and baseball...is the son of Howard and Jeanne Hayes...has an older sister (Kristen)...Full name: Michael Patrick Hayes.



81 CASEY POPPINGA

TIGHT END



HEIGHT- 6-5
WEIGHT- 256
COLLEGE- Utah State
BIRTHDATE- October 15, 1977
BIRTHPLACE- Evanston, Wyo.
HOW ACQUIRED- FA-'03
NFL EXPERIENCE- Rookie

COLLEGE: Played in 11 games and caught a career-high 16 passes for 135 yards (8.4 avg.) as a senior in 2002...started five games as a junior in 2001...caught three passes for 38 yards and one touchdown...started nine games but played in 11 as a sophomore in 2000...was fifth on the team in receptions with 15 for 190 yards...had at least one reception in nine-of-11 games...was an academic All-Big West selection...redshirted in 1999 after transferring from Wyoming...lettered at Wyoming in 1996, but did not record any statistics before going on an LDS Mission in 1997 and 1998...majored in marketing.

PERSONAL: Is married to Britt, with one son, Treyson (7/15/02)...was an honorable mention All-America selection by *USA Today* as a senior at Evanston (Wyo.) High School...earned first-team all-state honors...was a two-time all-conference selection...was selected to play in the Wyoming Shrine Bowl...competed in track and was third in the 110-meter hurdles and sixth in the 300-meter hurdles as a senior...also played basketball...was a member of the National Honor Society...is the son of Dennis and Vicki Poppinga...brother Brady plays football at BYU...Full name: Casey Poppinga.

62 JIMOND PUGH

CENTER



HEIGHT- 6-2
WEIGHT- 300
COLLEGE- Memphis
BIRTHDATE- July 28, 1980
BIRTHPLACE- Atlanta, Ga.
HOW ACQUIRED- FA-'03
NFL EXPERIENCE- Rookie



COLLEGE: Was a three-year starter at center for Memphis...came to the Tigers as a transfer from Florida A&M in 1999...was a 2002 All-Conference USA first-team selection...voted as a permanent captain for 2002 by his teammates...received the team's highest honor by being named the Top Tiger for 2002...started all 12 games in 2002 at center...had seven games where he did not miss a snap...started all 11 games for the Tigers at center in 2001...had his streak of 1,062 consecutive plays snapped versus Southern Mississippi game when he was replaced for a breather for four plays...was the Tiger starter at center for all 11 games of the 2000 season...was considered the "iron man" of the Memphis offensive line...was the only lineman to play every snap during the 2000 season...played the final four games of the season with a broken toe...was selected as the 2000 Offensive Lineman of the Year for the Tigers...was signed to a scholarship in January of 2000...quickly moved into the starting lineup at center...came to the Tigers as a walk-on in 1999...transferred to Memphis from Florida A&M...sat out the 1999 season...received the Offensive Scout Team Player of the Year Award...redshirted in 1998 as a freshman at Florida A&M...majored in elementary education.

PERSONAL: Attended Pensacola (Fla.) High School...lettered in football, track and weightlifting...played both guard and tackle...was a first team All-Area selection, All-Region and All-Big Six selection in football as a senior in 1997...was also a second team 6A All-State pick...did not allow a quarterback sack as a junior or senior...was an honor student at Pensacola High School...is the cousin of pro boxing champion Roy Jones, Jr...is the son of Raymond and Bernie Pugh...lives in Pensacola, Florida...Full name: Jimond Malik Pugh.

17

BRIAN ROBINSON**WIDE RECEIVER****HEIGHT**—6-3**WEIGHT**—205**COLLEGE**—Houston**BIRTHDATE**—November 24, 1979**BIRTHPLACE**—Daytona Beach, Fla.**HOW ACQUIRED**—FA-'03**NFL EXPERIENCE**—Rookie

COLLEGE: Finished his career among school's top-10 in both receptions (135) and receiving yards (1,696)...finished second on the team with 29 receptions for 518 yards and two touchdowns in 2002...played all 12 games and started 11...played in all 11 games in 2001, including the last six as a starter...finished the season with 23 catches for 274 yards and three touchdowns...also rushed six times for 47 yards...named second-team All-Conference USA in 2000 after an 80-catch season...did not begin the season as a starter, but was thrust into the lineup with the season-ending injury to Orlando Iglesias...started eight games...his 15 catches



against Army were the most by a Cougar receiver in eight years...hailed in 11 catches for a career-best 154 yards versus Tulane...also posted double-figures in catches with 12 for 124 yards versus East Carolina...had three receptions for 14 yards in 1999...redshirted in 1998...majored in kinesiology.

PERSONAL: Was a three-year starter at Mainland (Fla.) High School...was a first-team All-Area choice...named the eighth-best wide receiver in Florida and a State Top 75 by the *Florida Times Union*...was an All-Southeast Region Selection by the *National Recruiting Advisor*...led Mainland to a 9-2 record and the District 5-5A championship...caught 31 passes for 515 yards and five touchdowns as a senior...is the son of Shirley Robinson...younger brother, Bruce, is on the Houston football team...Full name: Brian Robinson.

40 **TERRENCE ROBINSON**

LINEBACKER



HEIGHT—6-0

WEIGHT—243

COLLEGE—Oklahoma State

BIRTHDATE—March 12, 1980

BIRTHPLACE—Tyler, Texas

HOW ACQUIRED—FA-'03

NFL EXPERIENCE—Rookie

COLLEGE: Was a team leader on and off the field...registered 207 career tackles...started 12 games as a senior in 2002...registered 70 tackles to rank fourth on the team...recorded three tackles for losses, one interception, three pass break-ups and recovered two fumbles...was an honorable mention All-Big 12 selection...made a career-high 75 tackles as a junior in 2001...registered 10 tackles for losses, two sacks and his first career interception...led team with five quarterback hurries...started 11 games at strong-side linebacker in 2000...finished the season with 55 tackles (39 solos)...made five tackles for losses and three sacks...forced two fumbles...saw action in nine of 11 games in 1999...finished the season with four solo tackles and three assists...redshirted in 1998...majored in business marketing.

PERSONAL: Rated one of the top 100 recruits in Texas after career at John Tyler High School...earned All-State, All-District and All-East Texas honors...recorded 82 tackles and five sacks as a senior linebacker and defensive end...was used primarily as a blocking back on offense...rushed for 215 yards and four touchdowns...is the son of Victoria and Burl Robinson...has two brothers, Taryll and Tony...Full name: Terrence Robinson.



6

JONATHAN RUFFIN

KICKER



HEIGHT-5-10

WEIGHT-182

COLLEGE-Cincinnati

BIRTHDATE-August 1, 1981

BIRTHPLACE-New Orleans, La.

HOW ACQUIRED-FA-'03

NFL EXPERIENCE-Rookie

COLLEGE: Concluded career as the top kicker in Cincinnati football history...received the Lou Groza Award in 2000 as the nation's top kicker...kicks wearing a converted jazz dance slipper...finished career as the Bearcats' career record-holder for field goals made (62) and attempted (79), extra-points made (129) and attempted (134), field goal percentage (.785) and scoring (315)...was a second team All-Conference USA choice after making 19-of-22 field goals (.864) in 2002...scored 101 points...set school records for extra-points made (44) and attempted (46)...made his final 13 field goal attempts to break his own school mark for consecutive field goals made (12 in 2000)...made a career-long 49-yard field goal against Ohio State...set a school mark with 63 straight extra-points...made all 36 extra-point attempts and connected on 12-of-16 field goal attempts as a junior in 2001...won the 2000 Lou Groza Award, honoring the top kicker in the nation in 2000...consensus first-team All-America choice by the Associated Press, the Football Writers Association of America, the Walter Camp Football Foundation, *The Sporting News*, *BCSFootball.com* and *collegefootballnews.com*...was the Conference USA Special Teams Player of the Year...was voted team MVP...set UC and Conference USA records for field goals made (26) and attempted (29) in a season...set school record with a field goal in all 11 games...set school standard for scoring by a kicker with 104 points...made five-of-12 field goal attempts and 23-of-25 extra point kicks in 1999...majored in communications.

PERSONAL: Was a three-time first team all-state selection by both the Louisiana High School Coaches Association and the *New Orleans Times-Picayune* at Ridgewood (La.) Prep...connected on 24-of-29 field goals and made all but two extra points during his career...made eight-of-10 field goals as a senior, 11-of-12 as a junior and five-of-seven as a sophomore...lettered three times in football and once in soccer...is the son of Claud and Linda Ruffin...has one older sister (Shannon Pelicano)...Full name: Jonathan Ruffin.



72 DAN RUMISHEK

DEFENSIVE END



HEIGHT-6-4
WEIGHT-284
COLLEGE-Michigan
BIRTHDATE-June 6, 1980
BIRTHPLACE-Addison, Ill.
HOW ACQUIRED-FA-'03
NFL EXPERIENCE-Rookie

COLLEGE: Was a four-year letterman and two-time All-Big Ten Conference honoree...played in 48 career games and made 32 starts along defensive line...recorded 68 tackles, 19 tackles for a loss, 12 sacks, two interceptions, two fumble recoveries and eight pass break-ups during career...was an All-Big Ten second-team (media) and All-Big Ten honorable mention (coaches) selection as a senior in 2002...saw action in all 13 games and made 10 starts...registered five tackles for a loss and three sacks...was an All-Big Ten Conference first team (media) and All-Big Ten honorable mention (coaches) selection in 2001...finished with 22 stops...led team with seven sacks and tied for fifth with eight tackles for a loss...tied for fourth in the Big Ten with seven sacks...voted team's top defensive lineman as a sophomore in 2000...recorded a career-best 24 tackles, six tackles for losses, one sack, one interception, one fumble recovery and knocked down two passes...recorded four solo tackles and knocked down one pass as a freshman in 1999...redshirted in 1998...majored in sports management and communication.

PERSONAL: Was a two-year starter at Addison Trail (Ill.) High School...led team to 12-2 record as a senior and a berth in the class 6A state championship game...won conference championship both years he started on varsity...made 100 tackles and 20 tackles for a loss as a senior...also collected 8½ sacks...named first-team all-state as a senior according to the *Chicago Tribune* and *Chicago Sun-Times*...named All-America by the *National Recruiting Advisor* at strong side linebacker...selected as all-conference, all-area and all-state as a senior...is the son of Beverly Rumishek...has one brother (Mike) and two sisters (Veronica and Erin)...Full name: Dan Robert Rumishek.



18 LEONARD SCOTT

WIDE RECEIVER



HEIGHT—5-10

WEIGHT—183

COLLEGE—Tennessee

BIRTHDATE—January 19, 1980

BIRTHPLACE—Baton Rouge, La.

HOW ACQUIRED—FA'03

NFL EXPERIENCE—Rookie

COLLEGE: Possesses excellent speed...started nine games at wide receiver as a senior in 2002...caught 10 passes for 87 yards....rushed five times for 63 yards...returned five kicks for 90 yards to lift his career totals to 77 returns for 1,788 yards, which both rank second all-time in school history to Willie Gault (78 for 1,854)...had 25 kickoff returns for 522 yards and a 20.9-yard average in 2001...finished the season with six receptions for 72 yards...was a valuable utility player who returned kickoffs and played on coverage teams as a sophomore in 2000...returned 27 kicks for a 23.6-yard average...caught five passes for 29 yards...played in 11 games...named Freshman All-America by *The Sporting News* as a kick returner...named Freshman All-SEC by *Knoxville News-Sentinel*...led SEC with 27.0-yard kickoff-return average...tied UT and SEC record with 100-yard kickoff return for a touchdown against Georgia...set school standard with 169 return yards versus Georgia...finished season with 540 kickoff return yards...caught seven passes for 140 yards and two touchdowns...redshirted in 1998...was one of UT's all-time greatest sprinters...earned 11 All-America certificates, including the NCAA Indoor 60-meter dash championship (6.58) as a freshman...holds school records in the 60-meter dash (6.48), 100-meter dash (10.05, tie), 4x100-meter relay (38.66) and 4x200-meter relay (1:20.20)...was a three-time SEC individual champion and twice a member of the 4x100-meter relay champions... helped Tennessee claim its first NCAA indoor crown in 2002...majored in sociology.

PERSONAL: Was a *Blue Chip Illustrated* All-Region selection as a senior at Zachary (La.) High School...was a four-year starter who played running back...named All-Conference and team MVP as a senior...won Class 5A championship in the 100-meter and 200-meter sprints...is the son of Linda and Eddie Scott....Full name: Leonard Ray Scott.

33 RUSSELL STUVAINTS

SAFETY



(pronounced STU vants)

HEIGHT—6-0

WEIGHT—208

COLLEGE—Youngstown State

BIRTHDATE—August 28, 1980

BIRTHPLACE—Pittsburgh, Pa.

HOW ACQUIRED—FA-'03

NFL EXPERIENCE—Rookie

COLLEGE: Played linebacker in college...played in 38 games and finished career with 194 tackles (128 solo)...registered 26 career tackles for losses, nine sacks, forced eight fumbles and broke up seven passes...led team with 62 solo tackles as a senior in 2002...forced team-high four fumbles...returned kicks...was named second-team all-conference and honorable-mention All-America by the *Football Gazette*...tied for the team lead with 69 total tackles and had a team-best 48 solo stops in 2001...started three of the final four contests in 2000...finished the year with 25 tackles (14 solo)...played in four games and recorded nine tackles as a freshman in 1999...redshirted in 1998...graduated with a degree in communications.

PERSONAL: Was a three-year letter winner at McKeesport (Pa.) High School...played running back and free safety...set a school-record for rushing in a 10-game season with 1,214 yards...played in the Foothills Football Classic...was a first-team All-District running back...was a first-team All-Conference pick as a free safety...earned two letters in basketball...is the son of Russell Stuvaints and Ramona Wilkes...has two brothers (Rickey and Sano) and one sister (Felicia)...Full name: Russell Stuvaints Jr.



65 DAVID UPCHURCH

DEFENSIVE TACKLE



HEIGHT—6-3
WEIGHT—285
COLLEGE—West Virginia
BIRTHDATE—May 12, 1980
BIRTHPLACE—Syracuse, N.Y.
HOW ACQUIRED—FA-'03
NFL EXPERIENCE—Rookie

COLLEGE: Is strong and athletic...started his final three seasons...was a second team All-BIG EAST selection as a senior...registered 41 tackles and 14½ tackles for a loss in 2002...moved from nose to defensive end midway through the season...ranks third in WVU career with 35 tackles for losses...voted team captain in 2002...recorded 66 tackles, including 14 for losses and four sacks in 2001...started at nose guard and made with 40 tackles as a sophomore in 2000...won Whitey Gwynne Award from WVU coaches for unsung contributions...registered 15 tackles (10 solo), one sack and one tackle for a loss as a backup in 1999...majored in engineering.

PERSONAL: Was a four-year starter who registered 28 sacks as a defensive end and 32 touchdowns as a tight end at Eleanor Roosevelt (Md.) High...was a first team All-Metro selection as a senior...earned All-State, All-County and team MVP honors...registered 144 tackles and 14 sacks, and caught 15 passes for 234 yards...is the son of Dollie Upchurch...lives in Hyattsville, Maryland...Full name: David Upchurch.



2003 STEELERS ALPHABETICAL ROSTER

No.	Name	Pos.	Ht.	Wt.	D.O.B	Exp.	College	Hometown	How Acq.
27	Alexander, Brent	S	5-11	200	7/10/71	9	Tennessee St.	Gallatin, TN	FA (Car)-'00
19	Armstead, Jason	WR	5-9	156	9/18/79	R	Mississippi	Moss Point, MS	FA-'03
69	Attieh, Roy	DE	6-1	305	11/16/79	R	Kent State	Boonton, NJ	FA-'03
94	Bailey, Rodney	DE	6-3	300	10/7/79	2	Ohio State	Cleveland, OH	D6a-'01
16	Batch, Charlie	QB	6-2	220	12/5/74	5	E. Michigan	Pittsburgh, PA	FA (Det)-'02
97	Bell, Kendrell	LB	6-1	254	7/2/78	2	Georgia	Augusta, GA	D2-'01
36	Bettis, Jerome	RB	5-11	256	2/16/72	10	Notre Dame	Detroit, MI	T(SIL)-'96
11	Braxton, Phil	WR	6-3	190	11/28/79	R	West Virginia	Vanderbilt, PA	FA-'03
46	Brown, Dante	RB	6-0	211	7/28/80	R	Memphis State	Swainsboro, GA	FA-'03
87	Bruener, Mark	TE	6-4	260	9/16/72	8	Washington	Aberdeen, WA	D1-'95
38	Burnette, Dantonio	LB	5-10	235	12/29/80	R	N. C. State	Warner Robbins, GA	FA-'03
60	Burr, Josh	OT	6-9	320	9/18/76	R	South Dakota	Lancaster, WI	FA-'02
80	Burrress, Plaxico	WR	6-5	226	8/12/77	3	Michigan State	Virginia Beach, VA	D1-'00
96	Clancy, Kendrick	NT	6-1	289	9/17/78	3	Mississippi	Tuscaloosa, AL	D3a-'00
65W	Collins, Calvin	OG	6-2	310	1/5/74	6	Texas A&M	Houston, TX	FA-'03
61	Costa, Dave	OG	6-5	307	9/8/78	2	Wisconsin	Ellwood City, PA	FA-'03
44	Cushing, Matt	TEFB	6-4	260	7/2/75	4	Illinois	South Bend, IN	FA-'99
83	Doering, Chris	WR	6-4	199	5/19/73	6	Florida	Gainesville, FL	FA-'03
25	Dyer, Nashville	CB	5-10	182	11/6/79	R	Kent State	Riviera Beach, FL	FA-'03
74	Fadule, Jack	OT	6-5	316	9/11/80	R	Harvard	Mission Viejo, CA	FA-'03
23	Faison, Rashad	S	5-9	197	12/12/79	R	South Carolina	Wauchula, FL	FA-'03
66	Faneca, Alan	OG	6-5	305	12/7/76	5	Louisiana State	New Orleans, LA	D1-'98
50	Farrior, James	LB	6-2	242	1/6/75	6	Virginia	Eltrick, VA	UFA (NYJ) '02
47	Foote, Larry	LB	6-0	234	6/12/80	R	Michigan	Detroit, MI	D4-'02
71	Fordham, Todd	OT	6-5	315	10/9/73	7	Florida State	Tifton, GA	UFA (Jax)-'03
45	Fumatu-Maafala, Chris	RB	5-11	254	3/4/77	5	Utah	Honolulu, HI	D6a-'98
92	Gildon, Jason	LB	6-4	250	7/31/72	9	Oklahoma St.	Altus, OK	D3-'94
53	Haggans, Clark	LB	6-3	251	1/10/77	3	Colorado State	Torrance, CA	D5a-'00
98	Hampton, Casey	DT	6-1	320	9/3/77	2	Texas	Galveston, TX	D1-'01
42	Harrison, James	LB	6-0	243	5/4/78	R	Kent State	Akron, OH	FA-'02
64	Hartings, Jeff	C	6-3	295	9/7/72	7	Penn State	St. Henry, OH	UFA (Det)-'01
5	Hayes, Mike	P	6-3	199	4/19/76	R	Akron	Elyria, OH	FA-'03
34	Haynes, Verron	FB	5-10	223	2/17/79	R	Georgia	Bronx, NY	D5-'02
76	Hoke, Chris	DT	6-3	290	4/6/76	2	Brigham Young	Long Beach, CA	FA-'01
28	Hope, Chris	S	6-0	204	9/29/80	R	Florida State	Rock Hill, SC	D3-'02
15	Ivy, Khorl	WR	6-3	195	3/16/78	1	West Virginia	Boca Raton, FL	FA-'02
29	Iwuoma, Chidi	CB	5-8	182	2/19/78	3	California	Pasadena, CA	FA-'02
44	Jackson, Alonzo	LB	6-4	266	9/15/80	R	Florida State	Americus, GA	D2-'03
99	Keisel, Brett	DE	6-5	269	9/19/78	R	Brigham Young	Greybull, WY	D7b-'02
35	Kreider, Dan	FB	5-11	246	3/11/77	3	New Hampshire	Mount Joy, PA	FA-'00
57	Kriewaldt, Clint	LB	6-1	242	3/17/76	6	Wis-Stevens Point	Shiocton, WI	UFA (Det)-'03
90	Kurpeikis, Justin	LB	6-3	254	7/17/77	2	Penn State	Pittsburgh, PA	FA-'01
13	Levcik, Tim	QB	6-6	235	4/27/80	1	Robert Morris	Ford City, PA	FA-'03
31	Logan, Mike	DB	6-0	210	9/15/74	6	West Virginia	McKeesport, PA	UFA (Jax)-'01
8	Maddox, Tommy	QB	6-4	220	9/2/71	6	UCLA	Hurst, TX	FA-'01
89	Mays, Lee	WR	6-2	192	9/18/78	R	Texas-El Paso	Houston, TX	D6-'02
4	Miller, Josh	P	6-4	220	7/14/70	7	Arizona	East Brunswick, NJ	FA-'96
78	Nkwenti, Mathias	OT	6-3	300	5/11/78	2	Temple	Rockville, MD	D4-'01
56	Okobi, Chukky	C/OG	6-1	310	10/18/78	2	Purdue	Hamden, CT	D5-'01
42	Ours, Wes	FB	6-0	284	12/30/77	1	West Virginia	Rawlings, MD	FA-'03

43	Polamalu, Troy	S	5-10	206	4/19/81	R	USC	Roseburg, OR	D1-'03
81	Poppinga, Casey	TE	6-4	256	10/15/77	R	Utah State	Evanston, WY	FA-'03
55	Porter, Joey	OLB	6-2	248	3/22/77	4	Colorado State	Bakersfield, CA	D3a-'99
22	Poleat, Hank	CB	5-9	192	8/30/77	3	Pittsburgh	Harrisburg, PA	D3b-'00
62	Pugh, Jimond	C	6-2	311	7/28/80	R	Memphis State	Pensacola, FL	FA-'03
82	Randle El, Antwaan	WR	5-10	184	8/17/79	R	Indiana	Markham, IL	D2-'02
3	Reed, Jeff	K	5-11	215	4/9/79	2	North Carolina	Charlotte, NC	FA-'02
85	Riemersma, Jay	TE	6-5	252	5/17/73	8	Michigan	Evansville, IN	UFA (Buf)-'03
17	Robinson, Brian	WR	6-3	210	11/24/79	R	Houston	Dayton Beach, FL	FA-'03
40	Robinson, Terrence	LB	6-0	237	3/12/80	R	Oklahoma State	Tyler, TX	FA-'03
79	Ross, Oliver	OG	6-5	309	9/27/74	3	Iowa State	Culver City, CA	FA-'00
6	Ruffin, Jonathan	K	5-11	174	8/1/81	R	Cincinnati	Metairie, LA	FA-'03
72	Rumishak, Dan	DE	6-4	284	6/6/80	R	Michigan	Addison, IL	FA-'03
54	Schneck, Mike	LS	6-0	246	8/4/77	4	Wisconsin	Whitfish Bay, WI	FA-'99
18	Scott, Leonard	WR	5-10	191	1/19/80	R	Tennessee	Zachary, LA	FA-'03
30	Scott, Chad	DB	6-1	200	9/6/74	6	Maryland	Capitol Heights, MD	D1-'97
71	Simmons, Kendall	OG	6-3	313	3/11/79	R	Auburn	Ripley, MS	D1-'02
91	Smith, Aaron	DE	6-5	300	4/9/76	4	Northern Colo.	Colo. Springs, CO	D4-'99
77	Smith, Marvel	OT	6-5	308	8/6/78	3	Arizona State	Oakland, CA	D2-'00
2	St. Pierre, Brian	QB	6-2	218	11/28/79	R	Boston College	Danvers, MA	D5-'03
33	Stuivants, Russell	S	6-0	195	8/28/80	R	Youngstown State	McKeesport, PA	FA-'03
24	Taylor, Ike	CB	6-0	191	5/5/80	R	LA-Lafayette	Gretna, LA	D4-'03
39	Tolten, Eric	S	5-9	188	1/21/80	R	Western. Wash.	Maple Valley, WA	FA-'02
26	Townsend, Deshea	CB	5-9	191	9/8/75	5	Alabama	Batesville, MS	D4a-'98
84	Tuman, Jerome	TE	6-4	270	3/24/76	4	Michigan	Liberal, KS	D5a-'99
65	Upchurch, David	DT	6-3	285	5/12/80	R	West Virginia	Hyattsville, MD	FA-'03
68	Vincent, Keydrick	OG	6-5	330	4/13/78	2	Mississippi	Bartow, FL	FA-'01
67	von Oelhoffen, Kimo	DL	6-4	300	1/30/71	9	Boise State	Kaunakakai, HI	UFA (Cin)-'00
49	Wall, J.T.	FB	5-11	253	9/12/79	R	Georgia	Milledgeville, GA	D7-'03
86	Ward, Hines	WR	6-0	200	3/8/76	5	Georgia	Forest Park, GA	D3b-'98
20	Washington, Dewayne	CB	5-11	193	12/27/72	9	N.C. State	Durham, NC	UFA (Min)-'98
21	Zereoue, Amos	RB	5-8	207	10/8/76	4	West Virginia	Hempstead, NY	D3c-'99

COACHES: Bill Cowher, head coach; Tim Lewis, defensive coordinator; Mike Mularkey, offensive coordinator; Keith Butler, linebackers coach; Kenny Jackson, wide receivers coach; Dick Hoak, running backs coach; John Mitchell, defensive line coach; Keven Spencer, special teams coach; Ken Whisenhunt, tight ends coach; Willy Robinson, defensive backs coach; Darren Perry, asst. defensive backs coach; Russ Grimm, offensive line coach; Tom Clements, quarterbacks coach.



2003 PITTSBURGH STEELERS POSITION ROSTER

No.	Name	Pos.	Ht.	Wt.	Age	Exp.	College	How Acquired
Quarterbacks (4)								
2	Brian St. Pierre	QB	6-2	218	23	R	Boston College	D5-'03
8	Tommy Maddox	QB	6-4	220	31	7	UCLA	FA-'01
13	Tim Levick	QB	6-6	235	22	1	Robert Morris	FA-'03
16	Charlie Batch	QB	6-2	220	28	5	Eastern Michigan	FA-'02
Running Backs (8)								
21	Amos Zereoue	RB	5-8	207	26	4	West Virginia	D3c-'99
34	Verron Haynes	FB	5-10	223	23	R	Georgia	D5-'02
35	Dan Kreider	FB	5-11	246	25	3	New Hampshire	FA-'00
36	Jerome Bettis	RB	5-11	256	30	10	Notre Dame	T(SIL)-'96
42	Wes Ours	FB	6-0	284	25	1	West Virginia	FA-'03
45	Chris Fuamatu-Ma'afala	RB	5-11	254	25	5	Utah	D6a-'98
46	Dante Brown	RB	6-0	211	22	R	Memphis State	FA-'03
49	J.T. Wall	FB	5-11	253	23	R	Georgia	D7-'03
Wide Receivers (10)								
11	Phil Braxton	WR	6-3	190	23	R	West Virginia	FA-'03
15	Khori Ivy	WR	6-3	195	24	1	West Virginia	FA-'02
17	Brian Robinson	WR	6-3	210	23	R	Houston	FA-'03
18	Leonard Scott	WR	5-10	191	22	R	Tennessee	FA-'03
19	Jason Armstead	WR	5-9	156	23	R	Mississippi	FA-'03
80	Plaxico Burress	WR	6-5	226	25	3	Michigan State	D1-'00
83	Chris Doering	WR	6-4	199	29	6	Florida	FA-'03
86	Antwaan Randle El	WR	5-10	184	23	R	Indiana	D2-'02
82	Hines Ward	WR	6-0	200	26	5	Georgia	D3b-'98
89	Lee Mays	WR	6-2	192	24	R	Texas-El Paso	D6-'02
Tight Ends (5)								
48	Matt Cushing	TE	6-4	260	27	4	Illinois	FA-'99
81	Casey Poppinga	TE	6-4	256	25	R	Utah State	FA-'03
84	Jerame Tuman	TE	6-4	270	26	4	Michigan	D5a-'99
85	Jay Riemersma	TE	6-5	252	29	8	Michigan	UFA (Buf)-'03
87	Mark Bruener	TE	6-4	260	30	8	Washington	D1-'95
Offensive Line (14)								
56	Chukky Okobi	C/OG	6-1	310	24	2	Purdue	D5-'01
60	Josh Burr	OT	6-9	320	26	R	South Dakota	FA-'02
61	Dave Costa	OG	6-5	307	24	2	Wisconsin	FA-'03
62	Jimond Pugh	C	6-2	311	22	R	Memphis State	FA-'03
64	Jeff Hartings	C	6-3	295	30	7	Penn State	UFA (Det)-'01
65W	Calvin Collins	G/C	6-2	310	29	6	Texas A&M	FA-'03
66	Alan Faneca	OG	6-5	305	26	5	Louisiana State	D1-'98
68	Keydrick Vincent	OG	6-5	330	24	2	Mississippi	FA-'01
71	Todd Fordham	OT	6-5	315	29	7	Florida State	UFA (Jax)-'03
73	Kendall Simmons	OG	6-3	313	23	R	Auburn	D1-'02
74	Jack Fadule	OT	6-5	316	22	R	Harvard	FA-'03
77	Marvel Smith	OT	6-5	308	24	3	Arizona State	D2-'00
78	Mathias Nkweni	OT	6-3	300	24	2	Temple	D4-'01
79	Oliver Ross	OG	6-5	309	28	3	Iowa State	FA-'00
Defensive Line (12)								
65G	David Upchurch	DT	6-3	285	22	R	West Virginia	FA-'03
67	Kimo von Oelhoffen	DE	6-4	300	31	9	Boise State	UFA (Cin)-'00
69	Roy Attieh	DE	6-1	305	23	R	Kent State	FA-'03
72	Dan Rumshek	DE	6-4	284	22	R	Michigan	FA-'03
76	Chris Hoke	DT	6-3	290	26	2	Brigham Young	FA-'01



91	Aaron Smith	DE	6-5	300	26	4	Northern Colo.	D4-'99
94	Rodney Bailey	DE	6-3	300	23	2	Ohio State	D6a-'01
96	Kendrick Clancy	DT	6-1	289	24	3	Mississippi	D3a-'00
98	Casey Hampton	DT	6-1	320	25	2	Texas	D1-'01
99	Brett Keisel	DE	6-5	269	24	R	Brigham Young	D7b-'02

Linebackers (12)

38	Dantonio Burnette	LB	5-10	235	22	R	North Carolina State	FA-'03
40	Terrence Robinson	LB	6-0	237	22	R	Oklahoma State	FA-'03
44	Alonzo Jackson	LB	6-4	266	22	R	Florida State	D2-'03
47	Larry Foote	LB	6-0	234	22	R	Michigan	D4-'02
50	James Farrior	LB	6-2	242	27	6	Virginia	UFA (NYJ)-'02
53	Clark Haggans	LB	6-3	251	26	3	Colorado State	D5a-'00
55	Joey Porter	LB	6-2	248	25	4	Colorado State	D3a-'99
57	Clint Kriewaldt	LB	6-1	242	26	6	Wisc-Stevens Point	UFA (Det)-'03
90	Justin Kurpeikis	LB	6-3	254	25	2	Penn State	FA-'01
92	Jason Gildon	LB	6-4	250	30	9	Oklahoma State	D3-'94
93	James Harrison	LB	6-0	242	24	2	Kent State	FA-'02
97	Kendrell Bell	LB	6-1	254	24	2	Georgia	D2-'01

Secondary (14)

20	Dewayne Washington	CB	5-11	193	30	9	North Carolina St.	UFA (Min)-'98
22	Hank Poteat	CB	5-9	192	25	3	Pittsburgh	D3b-'00
23	Rashad Faison	S	5-9	197	23	R	South Carolina	FA-'03
24	Ike Taylor	CB	6-0	191	22	R	LA-Lafayette	D4-'03
25	Nashville Dyer	CB	5-10	182	23	R	Kent State	FA-'03
26	Deshea Townsend	CB	5-9	191	27	5	Alabama	D4a-'98
27	Brent Alexander	S	5-11	200	31	9	Tennessee State	FA (Car)-'00
28	Chis Hope	S	6-0	204	22	R	Florida State	D3-'02
29	Chidi Iwuoma	CB	5-8	182	24	3	California	FA-'02
30	Chad Scott	CB	6-1	200	28	6	Maryland	D1-'97
31	Mike Logan	DB	6-0	210	28	6	West Virginia	UFA (Jax)-'01
33	Russell Stuvaints	S	6-0	195	22	R	Youngstown State	FA-'03
39	Eric Totten	S	5-9	188	22	R	Western Wash.	FA-'02
43	Troy Polamalu	S	5-10	206	21	R	Southern California	D1-'03

Specialists (5)

3	Jeff Reed	K	5-11	215	24	2	North Carolina	FA-'02
4	Josh Miller	P	6-4	220	32	7	Arizona	FA-'96
5	Mike Hayes	P	6-3	199	26	R	Akron	FA-'03
6	Jonathan Ruffin	K	5-11	174	21	R	Cincinnati	FA-'03
54	Mike Schneck	LS	6-0	246	25	4	Wisconsin	FA-'99

PRONUNCIATION GUIDE

Mark Bruener(BREW-ner)
 Plaxico Burress(PLEX-ico)
 Alan Faneca(FAN-ee-ka)
 Rashad Faison(FAY son)
 Chris Fuamatu-Ma'afala
 (Fu-ah-MAH-tu ma-ah-FAH-lah)
 Verron Haynes(vuh-RON)
 Justin Kurpeikis(Ker-PAY-kis)
 Mathias Nkwenti(Muh-THI-us
 Nuh-KWEN-tee)
 Chukky Okobi(Ah-KO-bee)

Troy Polamalu(Pul-a-MALL-lu)
 Jay Riemersma(Ree-mers-Ma)
 Russell Stuvaints(STU vants)
 Jerame Tuman(Jeremy TOO-man)
 Keydrick Vincent(KEE-drick)
 Kimo von Oelhoffen(KEE-moe von
 OHL-hoffen)
 Amos Zereoue(zer-O-way)



2003 Tentative Training Camp Depth Chart

OFFENSE

SE	LT	LG	C	RG	RT	TE
80 P. Burress	77 M. Smith	66 A. Faneca	64 J. Hartings	73 K. Simmons	79 O. Ross	87 M. Bruener
89 L. Mays	78 M. Nkwenti	65 C. Collins	56 C. Okobi	76 K. Vincent	71 T. Fordham	84 J. Tuman
18 L. Scott	74 J. Fadule	61 D. Costa	62 J. Pugh		69 J. Burr	85 J. Riemersma
19 J. Armstead						48 M. Cushing
11 P. Braxton						81 C. Poppinga

QB

8 T. Maddox

16 C. Batch

2 B. St. Pierre

13 T. Levick

FB

43 D. Kreider

34 V. Haynes

42 W. Ours

49 J.T. Wall

HB

36 J. Bettis

21 A. Zereoue

45 C. Fuamatu-Ma'afala

34 V. Haynes

46 D. Brown

FL

86 H. Ward

82 A. Randle El

83 C. Doering

15 K. Ivy

17 B. Robinson

Steelers™

DEFENSE

LE

91 A. Smith

99 B. Keisel

72 D. Rumishek

NT

98 C. Hampton

96 K. Clancy

76 C. Hoke

69 R. Attieh

RE

67 K. von Oelhoffen

94 R. Bailey

65 D. Upchurch

LOLB

92 J. Gildon

53 C. Haggans

93 J. Harrison

LILB

50 J. Farrior

57 C. Kriewaldt

38 D. Burnett

RILB

97 K. Bell

50 L. Foote

40 T. Robinson

ROLB

55 J. Porter

90 J. Kurpeikis

44 A. Jackson

LC

30 C. Scott

26 D. Townsend

29 C. Iwuoma

RC

20 D. Washington

22 H. Poteat

24 I. Taylor

25 N. Dyer

SS

31 M. Logan

43 T. Polamalu

33 R. Stuvaints

FS

27 B. Alexander

28 C. Hope

39 E. Totten

23 R. Faison

SPECIALISTS

P

4 J. Miller

5 M. Hayes

PK

3 J. Reed

6 J. Ruffin

LS

54 M. Schneck

2002 SEASON IN REVIEW





2002 Pittsburgh Steelers Final Regular-Season Statistics (10-5-1)

DATE	RESULT	OPPONENT	ATTN.
9/9	L 30-14	at New England	68,436
9/15	L 30-17	Oakland	62,260
9/29	W 16-13 OT	Cleveland	62,864
10/6	L 32-29	at New Orleans	67,734
10/13	W 34-7	at Cincinnati	63,900
10/21	W 28-10	Indianapolis	62,800
10/27	W 31-18	at Baltimore	69,638
11/3	W 23-20	at Cleveland	73,718
11/10	T 34-34 OT	Atlanta	62,779
11/17	L 31-23	at Tennessee	68,804
11/24	W 29-21	Cincinnati	60,473
12/1	W 25-23	at Jacksonville	55,260
12/8	L 24-6	Houston	58,551
12/15	W 30-14	Carolina	58,586
12/23	W 17-7	at Tampa Bay	65,684
12/29	W 34-31	Baltimore	61,961

TEAM STATISTICS

	Pit.	Opp.
TOTAL FIRST DOWNS	343	279
Rushing	119	77
Passing	200	178
Penalty	24	24
3rd Down: Made/Att	94/223	98/225
3rd Down Pct.	42.2	43.6
4th Down: Made/Att	14/23	7/13
4th Down Pct.	60.9	53.8
Possession Avg.	34:10	25:50
Total Net Yards	5952	4835
Avg. Per Game	372.0	302.2
Total Plays	1097	982
Avg. Per Play	5.4	4.9
Net Yards Rushing	2120	1375
Avg. Per Game	132.5	85.9
Total Rushes	512	359
Net Yards Passing	3832	3460
Avg. Per Game	239.5	216.3
Sacked/Yards Lost	34/204	50/313
Gross Yards	4036	3773
Att./Completions	551/350	573/336
Completion Pct.	63.5	58.6
Had Intercepted	22	19
Punts/Average	63/41.0	77/40.3
Net Punting Avg.	33.2	35.0
Penalties/Yards	90/712	106/927
Fumbles/Ball Lost	26/14	22/17
Touchdowns	43	41
Rushing	15	16
Passing	26	19
Returns	2	6

SCORING	TD	Ru	Pa	Ret	PAT	FG	PTS
H. Ward	12	0	12	0			78
T. Peterson	0	0	0	0	25/26	12/21	61
J. Reed	0	0	0	0	10/11	17/19	61
J. Bettis	9	9	0	0			54
P. Burress	7	0	7	0			44
A. Zereoue	4	4	0	0			24
A. Randle El	3	0	2	1			18
T. Mathis	2	0	2	0			12
K. Stewart	2	2	0	0			12
D. Kreider	1	0	1	0			8
J. Tuman	1	0	1	0			6
C. Scott	1	0	0	1			6
M. Bruener	1	0	1	0			6
TOTALS	43	15	26	2	35/37	29/40	390
OPPONENTS	41	16	19	6	37/38	20/26	345

SCORE BY PERIODS	Q1	Q2	Q3	Q4	OT	PTS
TEAM	113	124	61	89	3	390
OPPONENTS	79	73	86	107	0	345

2-Pt. Conversions: Team 5-6 (Ward-3, Burress-1, Kreider-1), Opponents 1-3

SACKS: Porter 9.0, Gildon 9.0, Haggans 6.5, Smith 5.5, Bailey 5.5, Bell 4.0, Flowers 4.0, von Oelhoffen 3.0, Hampton 2.0, Alexander 1.0, Logan 0.5

Team: 50.0

Opponents: 34.0

2002 FINAL STATISTICS

RUSHING	No.	Yds	Avg	Lg	TD
A. Zereoue	193	762	3.9	42	4
J. Bettis	187	666	3.6	41	9
K. Stewart	43	191	4.4	28	2
H. Ward	12	142	11.8	39	0
C. Randle El	19	134	7.1	24	0
C. Fuamatu-Ma'afala	23	115	5.0	17	0
V. Haynes	10	51	5.1	20	0
T. Maddox	19	43	2.3	21	0
D. Kreider	6	16	2.7	5	0
TEAM	512	2120	4.1	42	15
OPPONENTS	359	1375	3.8	59	16

RECEIVING	No.	Yds	Avg	Long	TD
H. Ward	112	1329	11.9	721	12
P. Burress	78	1325	17.0	621	7
A. Randle El	47	489	10.4	36	2
A. Zereoue	42	341	8.1	54	0
T. Mathis	23	218	9.5	22	2
D. Kreider	18	122	6.8	15	1
M. Bruener	13	66	5.1	10	1
J. Bettis	7	57	8.1	15	0
J. Tuman	4	63	15.8	27	1
V. Haynes	3	10	3.3	7	0
C. Fuamatu-Ma'afala	2	12	6.0	6	0
M. Cushing	1	4	4.0	4	0
TEAM	350	4036	11.5	721	26
OPPONENTS	336	3773	11.2	64	19

INTERCEPTIONS	No.	Yds	Avg	Lg	TD
J. Porter	4	153	38.3	84	0
B. Alexander	4	37	9.3	25	0
D. Washington	3	51	17.0	28	0
D. Townsend	3	3	1.0	2	0
L. Flowers	2	31	15.5	25	0
C. Scott	2	30	15.0	30t	1
M. Logan	1	46	46.0	46	0
TEAM	19	351	18.5	84	1
OPPONENTS	22	421	19.1	70t	2

PUNTING	No.	Yds	Avg	Net	TB	In	Lg	Bl
J. Miller	55	2267	41.2	33.1	5	14	62	1
T. Rouen	7	316	45.1	38.7	1	1	55	0
TEAM	63	2583	41.0	33.2	6	15	62	1
OPPONENTS	77	3102	40.3	35.0	6	17	63	1

PUNT RETURNS	Ret	FC	Yds	Avg	Lg	TD
A. Randle El	37	11	257	6.9	29	0
H. Poteat	4	2	29	7.3	11	0
C. Scott	1	0	4	4.0	4	0
TEAM	42	13	290	6.9	29	0
OPPONENTS	32	12	371	11.6	87	1

KICKOFF RETURNS	No.	Yds	Avg	Lg	TD
A. Randle El	32	733	22.9	99t	1
L. Mays	32	671	21.0	35	0
H. Poteat	5	103	20.6	25	0
D. Kreider	1	18	18.0	18	0
R. Bailey	1	12	12.0	12	0
J. Allred	1	7	7.0	7	0
TEAM	72	1544	21.4	99t	1
OPPONENTS	78	1671	21.4	96t	1

FIELD GOALS	1-19	20-29	30-39	40-49	50+
T. Peterson	1/1	2/3	6/10	3/7	0/0
J. Reed	0/0	5/5	5/5	6/7	1/2
TEAM	1/1	7/8	11/15	9/14	1/2
OPPONENTS	0/0	7/7	2/3	11/15	0/1

T. Peterson:

(39N)(46G)(19G,27G,24B,31G)() (34G,32WL,30G)
(48SH)(34G)(43G,41WR,28G,42G)
(34G,40RU,34G,48B)(31WR,37WR)()()()()

J. Reed:

(0000000000)(33G,51SH,43G,45G)
(25G,29G,30G,46G,33G,50G)(40G,31G,43SH)
(36G,41G,23G)(26G)(23G,48G)

Opponents:

(45G,28G,27G)(41G,45G,46WL,27G)(28G,28G,45SH)
(40G,48G,31G,48G)(46SH)(48SH,41G)(28G)(
(36G,40G,56B)(39WR,43G)(
(23G)(43G)(
(43G)

PASSING	Att	Cmp	Yds	Cmp%	Yds/Att	TD	TD%	Int	Int%	Lg	Sack/Lost	Rating
T. Maddox	377	234	2836	62.1	7.5	20	5.3	16	4.2	72t	26/148	85.2
K. Stewart	166	109	1155	65.7	7.0	6	3.6	6	3.6	64t	7/46	82.8
A. Randle El	8	7	45	87.5	5.6	0	0.0	0	0.0	25	1/10	90.1
TEAM	551	350	4036	63.5	7.3	26	4.7	22	4.0	72t	34/204	84.6
OPPONENTS	573	336	3773	58.6	6.6	19	3.3	19	3.3	64	50/313	75.6



2002 FINAL DEFENSIVE STATISTICS

Player	U	A	Tot	Sack/ Yds.	Int	TFL	PD	FF	FR
J. Porter	73	16	89	9/56	4	10.5	6	2	2
C. Scott	61	24	85	0/0	2	1.5	17	0	0
L. Flowers	58	27	85	4/35	2	7.5	1	1	1
B. Alexander	64	17	81	1/4	4	2.0	5	0	0
J. Farrior	63	18	81	0/0	0	11.0	3	0	1
A. Smith	60	8	68	5.5/21	0	16.5	0	0	3
J. Gildon	55	9	64	9/51.5	0	10.0	3	3	0
D. Washington	50	10	60	0/0	3	0.5	20	2	1
K. Bell	43	13	56	4/25	0	8.5	2	0	1
C. Hampton	30	11	41	2/13	0	3.0	0	2	1
K. von Oelhoffen	28	7	35	3/16.5	0	5.5	3	0	1
M. Logan	28	4	32	0.5/2.5	1	0.5	3	0	0
D. Townsend	26	4	30	0/0	3	2.0	8	0	0
C. Haggans	23	5	28	6.5/40	0	6.5	2	1	0
L. Foote	16	3	19	0/0	0	0	0	0	0
R. Bailey	15	3	18	5.5/43.5	0	7.0	2	0	1
C. Hope	11	0	11	0/0	0	0	0	0	0
H. Poteat	10	0	10	0/0	0	0	0	0	0
M. Jones	9	1	10	0/0	0	0	0	0	0
J. Fiala	3	2	5	0/0	0	0	0	0	0
K. Clancy	2	0	2	0/0	0	0	0	0	0
TOTALS	728	182	910	50/308	19	92	75	11	12
OPPONENTS	770	298	1068	34/204	22	93	77	9	11



2002 SPECIAL TEAMS STATISTICS

Player	U	A	Tot	FF	FR	BL
V. Haynes	11	7	18	0	0	0
C. Haggans	10	7	17	0	0	0
C. Iwuoma	9	7	16	0	0	0
D. Townsend	11	4	15	0	0	0
C. Hope	9	5	14	0	1	0
J. Fiala	8	4	12	0	0	0
L. Mays	5	5	10	0	0	0
H. Poteat	6	3	9	0	1	0
M. Logan	5	4	9	1	0	0
B. Kiesel	5	3	8	1	0	0
C. Faumatu-Ma'afala	4	2	6	0	0	1
J. Allred	2	3	5	1	0	0
J. Farrior	4	0	4	0	0	1
L. Foote	2	1	3	0	1	0
B. Alexander	2	0	2	0	0	0
C. Scott	2	0	2	0	0	0
D. Washington	2	0	2	0	0	0
T. Peterson	2	0	2	0	0	0
M. Schneck	1	1	2	0	0	0
J. Tuman	1	1	2	0	0	0
J. Kurpeikis	1	1	2	0	0	0
R. Bailey	1	0	1	0	0	0
J. Reed	1	0	1	0	0	0
TOTALS	104	58	162	3	3	2
OPPONENTS	103	32	135	3	4	4



OFFENSE

Opponent

Preseason

N.Y. JETS (8/8)
At Washington (8/18)
At Detroit (8/24)
MINNESOTA (8/29)

SE	LT	LG	C	RG	RT	TE	FL	QB	RB	FB
Burress	Gandy	Faneca	Hartings	Ross	M. Smith	Bruener	Ward	Stewart	Bettis	Kreider
Burress	Ross	Faneca	Hartings	Simmons	M. Smith	Bruener	Ward	Stewart	Bettis	Kreider
Burress	Gandy	Faneca	Hartings	Ross	M. Smith	Bruener	Randle El	Maddox	Bettis	Kreider
Burress	Gandy	Faneca	Hartings	Ross	M. Smith	Bruener	Randle El	Stewart	Bettis	Kreider

SE

LT

LG

C

RG

RT

TE

FL

QB

RB

FB

Regular Season

At New England (9/9)
OAKLAND (9/15)
CLEVELAND (9/29)
At New Orleans (10/6)
At Cincinnati (10/13)
INDIANAPOLIS (10/21)
At Baltimore (10/27)
At Cleveland (11/3)
ATLANTA (11/10)
At Tennessee (11/17)
CINCINNATI (11/24)
At Jacksonville (12/1)
HOUSTON (12/8)
CAROLINA (12/15)
At Tampa Bay (12/23)
BALTIMORE (12/29)

Tuman (TE)	Gandy	Faneca	Hartings	Ross	M. Smith	Bruener	Ward	Stewart	Bettis	Kreider
Burress	Gandy	Faneca	Hartings	Simmons	M. Smith	Bruener	Ward	Stewart	Bettis	Kreider
Burress	Gandy	Faneca	Hartings	Simmons	M. Smith	Bruener	Ward	Stewart	Bettis	Kreider
Burress	Gandy	Faneca	Hartings	Simmons	M. Smith	Bruener	Ward	Maddox	Bettis	Kreider
Burress	Gandy	Faneca	Hartings	Simmons	M. Smith	Bruener	Ward	Maddox	Bettis	Kreider
Burress	Gandy	Faneca	Hartings	Simmons	M. Smith	Bruener	Ward	Maddox	Bettis	Kreider
Burress	Gandy	Faneca	Okobi	Simmons	M. Smith	Bruener	Ward	Maddox	Zereoue	O'Leary (TE)
Burress	Gandy	Faneca	Okobi	Simmons	M. Smith	Bruener	Ward	Maddox	Zereoue	Kreider
Burress	Gandy	Faneca	Hartings	Simmons	M. Smith	Bruener	Ward	Maddox	Zereoue	Kreider
Burress	Gandy	Faneca	Hartings	Simmons	M. Smith	Bruener	Ward	Maddox	Zereoue	Kreider
Burress	Gandy	Faneca	Okobi	Simmons	M. Smith	Bruener	Ward	Maddox	Zereoue	Tuman (TE)
Burress	Gandy	Faneca	Okobi	Vincent	M. Smith	Bruener	Ward	Stewart	Bettis	Kreider
Burress	Gandy	Faneca	Okobi	Simmons	M. Smith	Tuman	Ward	Stewart	Bettis	Tuman (TE)
Burress	Gandy	Faneca	Hartings	Simmons	M. Smith	Tuman	Ward	Maddox	Bettis	Kreider
Burress	Gandy	Faneca	Hartings	Simmons	M. Smith	Tuman	Ward	Maddox	Bettis	Kreider
Burress	Gandy	Faneca	Hartings	Simmons	M. Smith	Tuman	Ward	Maddox	Bettis	Kreider
Burress	Gandy	Faneca	Hartings	Simmons	M. Smith	Tuman	Ward	Maddox	Zereoue	Kreider

SE

LT

LG

C

RG

RT

TE

FL

QB

RB

FB

Postseason

CLEVELAND (1/5)
At Tennessee (1/11)

Burress	Gandy	Faneca	Hartings	Simmons	M. Smith	Tuman	Ward	Maddox	Zereoue	Kreider
Burress	Gandy	Faneca	Hartings	Simmons	M. Smith	Tuman	Ward	Maddox	Zereoue	Kreider

2002 STARTING LINEUPS

DEFENSE

Opponent

Preseason

N.Y. JETS (8/8)
At Washington (8/18)
At Detroit (8/24)
MINNESOTA (8/29)

LE	NT	RE	LOLB	LILB	RILB	ROLB	LCB	RCB	SS	FS
A. Smith	Hampton	von Oelhoffen	Gildon	Fiala	Bell	Porter	Scott	Washington	Flowers	Alexander
A. Smith	Hampton	von Oelhoffen	Gildon	Farrior	Bell	Porter	Scott	Washington	Flowers	Alexander
A. Smith	Hampton	von Oelhoffen	Gildon	Fiala	Farrior	Porter	Scott	Washington	Flowers	Alexander
A. Smith	Hampton	von Oelhoffen	Gildon	Fiala	Farrior	Porter	Scott	Washington	Flowers	Alexander

LE

NT

RE

LOLB

LILB

RILB

ROLB

LCB

RCB

SS

FS

Regular Season

At New England (9/9)
OAKLAND (9/15)
CLEVELAND (9/29)
At New Orleans (10/6)
At Cincinnati (10/13)
INDIANAPOLIS (10/21)
At Baltimore (10/27)
At Cleveland (11/3)
ATLANTA (11/10)
At Tennessee (11/17)
CINCINNATI (11/24)
At Jacksonville (12/1)
HOUSTON (12/8)
CAROLINA (12/15)
At Tampa Bay (12/23)
BALTIMORE (12/29)

A. Smith	Hampton	von Oelhoffen	Gildon	Bell	Farrior	Porter	Scott	Washington	Flowers	Alexander
A. Smith	Hampton	von Oelhoffen	Gildon	Footo	Farrior	Porter	Scott	Washington	Flowers	Alexander
A. Smith	Hampton	von Oelhoffen	Gildon	Footo	Farrior	Porter	Scott	Washington	Flowers	Alexander
A. Smith	Haggans (LB)	von Oelhoffen	Gildon	Townsend (DB)	Farrior	Porter	Scott	Washington	Flowers	Alexander
A. Smith	Hampton	von Oelhoffen	Gildon	Footo	Farrior	Porter	Scott	Washington	Flowers	Alexander
A. Smith	Hampton	von Oelhoffen	Gildon	Bell	Farrior	Porter	Scott	Washington	Flowers	Alexander
A. Smith	Hampton	von Oelhoffen	Gildon	Bell	Farrior	Porter	Scott	Washington	Flowers	Alexander
A. Smith	Hampton	von Oelhoffen	Gildon	Bell	Farrior	Porter	Scott	Washington	Flowers	Alexander
A. Smith	Hampton	von Oelhoffen	Gildon	Bell	Farrior	Porter	Scott	Washington	Flowers	Alexander
A. Smith	Hampton	von Oelhoffen	Gildon	Bell	Farrior	Porter	Scott	Washington	Flowers	Alexander
A. Smith	Hampton	von Oelhoffen	Gildon	Bell	Farrior	Porter	Scott	Washington	Flowers	Alexander
A. Smith	Hampton	von Oelhoffen	Gildon	Bell	Farrior	Porter	Scott	Washington	Flowers	Alexander
A. Smith	Hampton	von Oelhoffen	Gildon	Bell	Farrior	Porter	Scott	Washington	Flowers	Alexander
A. Smith	Hampton	von Oelhoffen	Gildon	Bell	Farrior	Porter	Scott	Washington	Flowers	Alexander
A. Smith	Townsend (DB)	von Oelhoffen	Gildon	Bell	Farrior	Porter	Scott	Washington	Flowers	Alexander
A. Smith	Hampton	von Oelhoffen	Gildon	Bell	Jones	Porter	Townsend	Washington	Flowers	Alexander

LE	NT	RE	LOLB	LILB	RILB	ROLB	LCB	RCB	SS	FS
A. Smith	Hampton	von Oelhoffen	Gildon	Poteat (DB)	Haggans	Porter	Townsend	Washington	Flowers	Alexander
A. Smith	Hampton	von Oelhoffen	Gildon	Farrior	Bell	Porter	Scott	Washington	Flowers	Alexander

Postseason

CLEVELAND (1/5)
At Tennessee (1/11)

A. Smith	Hampton	von Oelhoffen	Gildon	Poteat (DB)	Haggans	Porter	Townsend	Washington	Flowers	Alexander
A. Smith	Hampton	von Oelhoffen	Gildon	Farrior	Bell	Porter	Scott	Washington	Flowers	Alexander


**GAME
1**
PATRIOTS 30 STEELERS 14
Sept. 9, 2002


FOXBORO, Mass.—The Steelers kicked off the 2002 season with a disappointing 30-14 loss to the New England Patriots in the inaugural game at Gillette Stadium.

Pittsburgh committed five turnovers, allowed five quarterback sacks and was penalized 13 times for 112 yards as the team lost their season-opener for the third consecutive year.

Steelers quarterback Kordell Stewart threw interceptions on Pittsburgh's first two possessions. The second interception led to a four-yard touchdown pass from New England quarterback Tom Brady to tight end Christian Fauria to give the Patriots a 7-0 lead.

The Steelers tied the score at 7-7 later in the first quarter on a 13-yard touchdown pass from Stewart to wide receiver Hines Ward. Ward caught eight passes on the night to move into 10th place on the Steelers' all-time receiving

list with 226 receptions.

A 45-yard second-quarter field goal by Patriots kicker Adam Vinatieri gave New England a 10-7 halftime lead.

The Patriots scored 17 points in the third quarter while holding the Steelers without a first down in the period. Touchdown passes of 40 and 22 yards to wide receivers Donald Hayes and Deion Branch, respectively, combined with a 28-yard Vinatieri field goal gave New England a 27-7 lead.

A 27-yard field goal by Vinatieri in the fourth quarter increased the Patriots' lead to 30-7.

The Steelers made the final score 30-14 by adding a touchdown on a one-yard Stewart touchdown run on the final play from scrimmage.

STEELERS	7	0	0	7	14
Patriots	7	3	17	3	30

TEAM	Q	TIME	PLAY	DRIVE	SCORE
NE	1	10:57	Fauria 4 pass from Brady (Vinatieri kick)	4-26; 1:54	0-7
PIT	1	4:50	Ward 13 pass from Stewart (Peterson kick)	10-74; 6:07	7-7
NE	2	2:23	Vinatieri 45 FG	9-44; 3:11	7-10
NE	3	13:27	Hayes 40 pass from Brady (Vinatieri kick)	4-74; 1:33	7-17
NE	3	7:03	Branch 22 pass from Brady (Vinatieri kick)	9-49; 6:04	7-24
NE	3	2:08	Vinatieri 28 FG	8-39; 2:50	7-27
NE	4	9:32	Vinatieri 27 FG	6-22; 2:59	7-30
PIT	4	0:00	Stewart 1 run (Peterson kick)	11-66; 2:55	14-30

Attendance: 68,436

TEAM STATISTICS			INDIVIDUAL STATISTICS	
	Steelers	Patriots	RUSHING: Pit. — Beltis 8-35; Stewart 8-16; 1 TD; Zereoue 7-14; Randle EI 1-9. N.E. — A. Smith 17-60; Edwards 1-3.	
1st Downs	20 (7-11-2)	20 (2-14-2)	PASSING: Pit. — Stewart 37-24-3, 242, 1 TD; Randle EI 1-1-0, 5. N.E. — Brady 43-29-0, 294, 3 TD.	
3rd Downs	4-14 (29%)	5-13 (38%)	RECEIVING: Pit. — Ward 8-90, 1 TD; Randle EI 6-87; Bruener 4-25; Zereoue 3-15; Burress 1-11; Kreider 1-9; Fuamatu-Ma'afala 1-6; Mathis 1-4. N.E. — Branch 6-83, 1 TD; Cleeland 6-40; Brown 6-22; Patten 4-70; Hayes 3-54, 1 TD; Fauria 2-11, 1 TD; Edwards 1-11; Redmond 1-3.	
4th Downs	2-2 (100%)	0-0 (0%)		
Total Net Yards	283	343		
Plays-Avg.	67-4.2	63-5.4		
Rushing Yards	74	63		
Att.-Avg.	24-3.1	18-3.5		
Passing Yards	209	280		
Sacked by Opp.	5-38	2-14		
Pass-Att.-Comp.	38-25-3	43-29-0		
Punts-Avg.	5-39.4	5-39.4		
Penalties	13-112	7-88		
Fumbles-Lost	2-2	1-1		
Time of Pos.	30:31	29:29		

**GAME
2****RAIDERS 30 STEELERS 17
Sept. 15, 2002**

PITTSBURGH—The Steelers dropped to 0-2 after suffering a disappointing 30-17 loss to the Oakland Raiders during Pittsburgh's home opener at Heinz Field.

Outside linebacker Joey Porter produced an All-Pro caliber performance, registering 12 tackles (11 solo), three sacks and two interceptions, which he returned for a combined 114 yards. However, the Steelers were not able to stop Oakland's offense, which passed 65 times for 403 yards. Both of Porter's interceptions came near the Steelers' goal line to end Oakland scoring threats.

Oakland took a 3-0 lead in the first quarter on a 41-yard field goal by kicker Sebastian Janikowski.

The Steelers responded on the ensuing possession with a 34-yard touchdown pass from Kordell Stewart to Hines Ward for a 7-3 Steelers lead.

The Raiders quickly regained the lead on their next possession when Charlie Garner broke free for a 36-yard touchdown run to give Oakland a 10-7 lead.

The Steelers appeared on the verge of regaining the

lead when Stewart fumbled the center snap at the Oakland three-yard line. The Raiders then drove the length of the field and took a 17-7 lead on a 21-yard touchdown catch by Jerry Porter.

Todd Peterson's 46-yard field goal at the end of the second quarter, which was set up by a blocked punt by Chris Fuamatu-Ma'afala, closed the score to 17-10. However, Janikowski booted a 45-yard field goal in the third quarter to make the score, 20-10.

Porter's second interception came at the Steelers' goal line and was returned 84 yards to set up a five-yard touchdown catch by Hines Ward to make the score 20-17.

But Oakland's Terry Kirby returned the ensuing kickoff 96 yards for a touchdown and a 27-10 Oakland lead. Janikowski's third field goal of the game made the final score, 30-17.

Raiders	10	7	3	10	30
STEELERS	7	3	7	0	17

TEAM	Q	TIME	PLAY	DRIVE	SCORE
OAK	1	7:43	Janikowski 41 FG	14-50; 7:17	0-3
PIT	1	4:00	Ward 34 pass from Stewart (Peterson kick)	7-70; 3:43	7-3
OAK	1	1:06	Garner 36 run (Janikowski kick)	7-71; 2:54	7-10
OAK	2	1:44	Porter 21 pass from Gannon (Janikowski kick)	15-90; 5:38	7-17
PIT	2	0:00	Peterson 46 FG	3-6; 0:16	10-17
OAK	3	9:26	Janikowski 45 FG	9-41; 3:24	10-20
PIT	3	0:00	Ward 5 pass from Stewart	5-20; 2:03	17-20
OAK	4	14:46	Kirby 96 kickoff return (Janikowski kick)	0-0; 0:14	17-27
OAK	4	1:01	Janikowski 27 FG	7-29; 2:56	17-30

Attendance: 52,260

TEAM STATISTICS			INDIVIDUAL STATISTICS	
	Raiders	Steelers		
1st Downs	27 (6-21-0)	14 (3-10-1)	RUSHING: Oak. — Garner 6-56; 1 TD; Kirby 7-23; Wheatley 3-13; Crockett 1-3. Pit. — Bettis 10-41; Zereoue 3-12; Stewart 3-10; Randle El 1-10; Ward 1-(-1).	
3rd Downs	12-20 (60%)	4-10 (40%)	PASSING: Oak. — Gannon 64-43-2, 403, 1 TD; Kirby 1-0-0, 0. Pit. — Stewart 34-18-1, 201, 2 TD.	
4th Downs	0-0 (0%)	0-0 (0%)	RECEIVING: Oak. — Rice 11-94; Brown 7-64; Williams 7-55; Porter 6-62, 1 TD; Garner 5-55; Kirby 4-41; Jolley 1-15; Knight 1-12; Ritchie 1-5. Pit. — Ward 7-92, 2 TD; Mathis 3-38; Zereoue 3-23; Randle El 2-23; Bruener 1-10; Burress 1-10; Bettis 1-5.	
Total Net Yards	464	273		
Plays-Avg.	87-5.3	52-5.3		
Rushing Yards	95	72		
Att.-Avg.	17-5.6	18-4.0		
Passing Yards	369	201		
Sacked by Opp.	5-34	0-0		
Pass-Att.-Comp.	65-43-2	34-18-1		
Punts-Avg.	4-27.8	6-46.0		
Penalties	7-69	6-57		
Fumbles-Lost	1-0	4-4		
Time of Pos.	39:34	20:26		


**GAME
3**
STEELERS 16 BROWNS 13 OT
Sept. 29, 2002


PITTSBURGH—The Steelers defeated the Cleveland Browns, 16-13, in overtime on a 31-yard field goal to win their first game of the season.

Head Coach Bill Cowher's 100th regular-season victory came in the 100th game between the Steelers and the Browns, the AFC's oldest rivalry.

The game was highlighted by an exciting overtime period in which each team blocked a field goal, and the Steelers converted the game-winning kick after recovering their own blocked kick.

Cleveland took a 6-0 lead on two 28-yard field goals by kicker Phil Dawson.

The Steelers tied the game at 6-6 in the second quarter on field goals of 19 and 27 yards, respectively, by kicker Todd Peterson. The second field goal was set up by linebacker Joey Porter's third interception of the season, which he returned 27 yards to the Cleveland 34.

The Browns took a 13-6 lead on Jamel White's four-yard touchdown run to start the fourth quarter.

Backup quarterback Tommy Maddox replaced Kordell Stewart in the fourth quarter and immediately led the

Steelers on a seven-play, 77-yard touchdown drive that was capped by a 10-yard touchdown pass to wide receiver Plaxico Burress. The touchdown tied the game at 13-13 with 2:12 left in the fourth quarter.

The Steelers received the kickoff in overtime, but Cleveland linebacker Andre Davis intercepted Maddox on the first play from scrimmage. However, defensive lineman Kimo von Oelhoffen blocked a 45-yard field goal attempt and Pittsburgh regained possession at their own 35-yard line.

The Steelers drove to the Cleveland six-yard line and attempted a 24-yard field goal on second down. The kick was blocked by Cleveland defensive lineman Alvin McKinley, but Peterson recovered the ball and ran three yards before fumbling. Steelers linebacker John Fiala recovered Peterson's fumble, enabling Peterson to convert the 31-yard game-winning kick on third down.

Browns	3	3	0	7	0	13
STEELERS	0	6	0	7	3	16

TEAM	Q	TIME	PLAY	DRIVE	SCORE
CLE	1	8:11	Dawson 28 FG	11-50; 5:12	0-3
CLE	2	14:21	Dawson 28 FG	12-77; 4:41	0-6
PIT	2	6:30	Peterson 19 FG	13-74; 7:51	3-6
PIT	2	0:23	Peterson 27 FG	9-25; 2:33	6-6
CLE	4	14:57	White 4 run (Dawson kick)	7-41; 2:57	6-13
PIT	4	2:02	Burress 10 pass from Maddox (Peterson kick)	7-77; 2:12	13-13
PIT	5	7:46	Peterson 31 FG	11-52; 5:24	16-13

Attendance: 62,864

TEAM STATISTICS			INDIVIDUAL STATISTICS		
	Browns	Steelers	RUSHING: Cle. — White 16-105, 1 TD; Green 7-16; Couch 1-2. Pit. — Stewart 7-30; Bettis 14-24; Fuamatu-Ma'afala 5-20; Zereoue 4-10; Randle El 2-8; Maddox 2-1.		
1st Downs	13 (4-7-2)	21 (6-14-1)	PASSING: Cle. — Couch 29-16-2, 144. Pit. — Stewart 25-15-1, 143; Maddox 13-11-1, 122, 1 TD; Randle El 1-0-0, 0.		
3rd Downs	5-14 (36%)	5-14 (36%)	RECEIVING: Cle. — Northcutt 4-38; Johnson 3-23; White 3-14; Davis 2-36; Shea 2-22; Campbell 2-11.		
4th Downs	0-0 (0%)	1-1 (100%)	Pit. — Ward 9-104; Burress 7-84, 1 TD; Randle El 5-51; Mathis 3-25; Zereoue 1-3; Bruener 1-(-2).		
Total Net Yards	245	358			
Plays-Avg.	56-4.4	73-4.9			
Rushing Yards	123	93			
Att.-Avg.	24-5.1	34-2.7			
Passing Yards	122	265			
Sacked by Opp.	3-22	0-0			
Pass-Att.-Comp.	29-16-2	39-26-2			
Punts-Avg.	5-46.6	5-33.8			
Penalties	7-50	7-45			
Fumbles-Lost	0-0	3-0			
Time of Pos.	29:01	38:13			



GAME 4

SAINTS 32 STEELERS 29 Oct. 6, 2002



NEW ORLEANS—The Steelers lost their third game of the season and dropped to 1-3, after losing to the New Orleans Saints, 32-29.

Steelers quarterback Tommy Maddox started his first NFL game since 1992 and completed 22-of-38 passes for 268 yards, three touchdowns, an interception and a 95.1 passer-rating.

The Saints took a 10-0 lead in the first quarter on a 40-yard field goal by John Carney and a 15-yard touchdown pass from Aaron Brooks to wide receiver Jerome Pathon. Carney increased New Orleans' lead to 13-0 in the second quarter with a 48-yard field goal.

The Steelers responded on their next possession with a 10-play, 77-yard drive that ended with Maddox throwing a 20-yard touchdown pass to wide receiver Plaxico Burress to make the score, 13-7.

New Orleans immediately fired back on their next play from scrimmage with a 64-yard completion to Pathon to the Steelers one-yard line. Running back Deuce McAllister's one-yard touchdown run on the next play, and a failed two-point conversion attempt, gave the Saints a

19-7 lead.

A 54-yard screen pass to running back Amos Zereoue on Pittsburgh's next possession, set up a two-yard touchdown pass to wide receiver Hines Ward to make the score 19-14 at halftime.

The Saints received the second-half kickoff and immediately increased their lead to 26-14 on a 52-yard touchdown run by McAllister.

Steelers running back Jerome Bettis, who rushed for a season-high 84 yards and became only the 12th player in NFL history to surpass 11,000 yards rushing in a career, scored his first touchdown of the season on a one-yard run to make the score, 26-21.

Carney increased the Saints' lead to 32-21 by kicking two more field goals, from 31 and 48 yards.

A 14-yard touchdown pass from Maddox to wide receiver Terance Mathis, followed by Hines Ward's reception for a two-point conversion, pulled Pittsburgh to within 32-29 with 1:26 left in the game. However, the Saints recovered the ensuing onside kick and New Orleans held on for the victory.

STEELERS	0	14	7	8	29
Saints	10	9	10	3	32

TEAM	Q	TIME	PLAY	DRIVE	SCORE
N.O.	1	9:15	Carney 40 FG	7-22; 3:36	0-3
N.O.	1	1:38	Pathon 15 pass from Brooks (Carney kick)	12-77; 4:41	0-10
N.O.	2	11:26	Carney 48 FG	10-21; 4:00	0-13
PIT	2	5:21	Burress 20 pass from Maddox (Peterson kick)	10-77; 6:05	7-13
N.O.	2	4:47	McAllister 1 run (pass failed)	2-65; 0:34	7-19
PIT	2	1:49	Ward 2 pass from Maddox (Peterson kick)	7-80; 2:58	14-19
N.O.	3	12:54	McAllister 52 run (Carney kick)	4-69; 2:06	14-26
PIT	3	6:00	Bettis 6 run (Peterson kick)	12-80; 6:54	21-26
N.O.	3	1:31	Carney 31 FG	8-55; 4:29	21-29
N.O.	4	11:21	Carney 48 FG	6-17; 3:00	21-32
PIT	4	1:26	Mathis 14 pass from Maddox (Ward pass from Maddox)	8-47; 1:54	29-32

Attendance: 67,734

TEAM STATISTICS			INDIVIDUAL STATISTICS	
	Steelers	Saints		
1st Downs	23 (8-13-2)	17 (6-9-2)	RUSHING: Pit. – Bettis 19-84, 1 TD; Zereoue 5-35; Ward 1-11; Randle EI 1-(-10). N.O. – McAllister 23-123-2; Brooks 3-0; Fenderson 1-(-4).	
3rd Downs	7-13 (54%)	5-12 (42%)	PASSING: Pit. – Maddox 38-22-1, 268, 3 TD. N.O. – Brooks 24-14-0, 207, 1 TD.	
4th Downs	1-1 (100%)	0-0 (0%)	RECEIVING: Pit. – Randle EI 5-48; Ward 5-45, 1 TD; Burress 4-59, 1 TD; Zereoue 3-84; Bruener 3-12; Mathis 2-20, 1 TD. N.O. – Horn 6-70; Pathon 2-79, 1 TD; Reed 2-22; McAllister 2-20; Sloan 1-8; Lewis 1-8.	
Total Net Yards	364	315		
Plays-Avg.	68-5.4	53-5.9		
Rushing Yards	120	121		
Att.-Avg.	26-4.6	27-4.4		
Passing Yards	244	194		
Sacked by Opp.	4-24	2-11		
Pass-Att.-Comp.	38-22-1	23-13-0		
Punts-Avg.	4-47.3	3-49.0		
Penalties	7-80	6-35		
Fumbles-Lost	1-0	0-0		
Time of Pos.	32:14	27:46		


**GAME
5**
STEELERS 34 BENGALS 7
Oct. 13, 2002


CINCINNATI—The Steelers improved to 2-3 and moved into a tie for first place in the AFC North Division after a convincing, 34-7, win versus the Cincinnati Bengals at Paul Brown Stadium.

Running back Jerome Bettis rushed for 109 yards and two touchdowns on 21 carries (5.2 avg.) and Plaxico Burress tied a career-high by catching eight passes for 149 yards. In all, the Steelers gained 408 total yards on offense, including 211 yards rushing.

Bettis' one-yard touchdown run on Pittsburgh's opening drive gave the Steelers a 7-0 lead. It was the team's first lead since the first quarter of Week 2, a span of 175 minutes and 50 seconds.

The Steelers scored on three consecutive drives in the second quarter. First came a 34-yard field goal by Todd Peterson to increase Pittsburgh's lead to 10-0.

Strong safety Lee Flowers' career-high second interception of the game set up a 41-yard touchdown run by Bettis and a 17-0 Steelers lead.

Joey Porter's first of two sacks in the game forced a Jon Kitna fumble, which was caught in the air by nose

tackle Casey Hampton, who rumbled 36 yards to the Cincinnati seven-yard line. Fullback Dan Kreider caught his first career touchdown reception three plays later and the Steelers had a 24-0 halftime advantage.

The Steelers picked up where they left off in the third quarter when rookie Antwaan Randle El returned the second-half kickoff 99 yards for the first touchdown of his career. It was the second-longest kickoff return for a touchdown in Steelers history and gave Pittsburgh a 31-0 lead.

Pittsburgh's defense continued to dominate in the second half, led by defensive end Rodney Bailey's career-high 2½ sacks and an interception by cornerback Deshaea Townsend.

Cincinnati managed their only points on a two-yard touchdown run by running back Corey Dillon after Steelers' quarterback Tommy Maddox threw his second interception of the game.

Pittsburgh made the score 34-7 on their final drive in the fourth quarter when Peterson booted a 30-yard field goal.

STEELERS	7	17	7	3	34
Bengals	0	0	7	0	7

TEAM	Q	TIME	PLAY	DRIVE	SCORE
PIT	1	8:06	Bettis 1 run (Peterson kick)	7-63; 3:43	7-0
PIT	2	13:33	Peterson 34 FG	9-56; 4:58	10-0
PIT	2	10:04	Bettis 41 run (Peterson kick)	4-54; 1:58	17-0
PIT	2	6:34	Kreider 4 pass from Maddox (Peterson kick)	3-7; 0:49	24-0
PIT	3	14:47	Randle El 99 kickoff return (Peterson kick)	0-0; 0:13	31-0
CIN	3	0:15	Dillon 2 run (Rackers kick)	2-9; 0:47	31-7
PIT	4	1:10	Peterson 30 FG	14-68; 8:25	34-7

Attendance: 63,900

TEAM STATISTICS

	Steelers	Bengals
1st Downs	21 (9-11-1)	18 (6-11-1)
3rd Downs	7-12 (58%)	8-14 (57%)
4th Downs	0-0 (0%)	0-2 (0%)
Total Net Yards	408	268
Plays-Avg.	62-6.6	64-4.2
Rushing Yards	211	78
Att.-Avg.	35-6.0	24-3.3
Passing Yards	197	190
Sacked by Opp.	2-19	5-32
Pass-Att.-Comp.	25-16-2	35-23-3
Punts-Avg.	2-32.5	3-34.7
Penalties	7-50	4-30
Fumbles-Lost	1-0	1-1
Time of Pos.	31:12	28:48

INDIVIDUAL STATISTICS

RUSHING: Pit. — Bettis 21-109, 2 TD; Zereoue 10-51; Randle El 1-24; Ward 1-20; Haynes 2-7. Cin. — Dillon 17-57, 1 TD; Warrick 3-17; Kitna 4-4.).

PASSING: Pit. — Maddox 25-16-2, 216, 1 TD. Cin. — Kitna 35-23-3, 222.

RECEIVING: Pit. — Burress 8-149; Ward 4-24; Zereoue 2-14; Randle El 1-25; Kreider 1-4, 1 TD. Cin. — Johnson 7-71; Houshmandzadeh 4-56; Dugans 4-31; Dillon 2-19; Warrick 2-9; Bennett 1-15; Schobel 1-12; Neal 1-5; Farmer 1-4.


**GAME
6**
STEELERS 28 COLTS 10
Oct. 21, 2002


PITTSBURGH—The Steelers exploded for 21 first-half points en route to a 28-10 victory against the Indianapolis Colts on Monday Night Football.

The victory improved Pittsburgh's record to 3-3 and enabled them to remain in a first-place tie with the Baltimore Ravens in the AFC North. It also improved Head Coach Bill Cowher's record to 10-0 in home games on Monday Night Football.

Quarterback Tommy Maddox continued to play well, completing 15-of-23 passes for 188 yards, two touchdowns and a 101.4 passer-rating. The Steelers have scored at least 28 points in each of Maddox's three starts.

The Steelers scored on their opening possession when Maddox connected with Hines Ward for a 17-yard touchdown pass to give Pittsburgh a 7-0 lead. The drive was set up when linebacker Joey Porter deflected an Indianapolis punt to give the Steelers the ball at the Colts' 41-yard line.

Pittsburgh scored again on their next possession when running back Jerome Bettis scored the first of his two touchdowns, from three yards out, to increase the lead to 14-0 in the first quarter.

The Steelers scored again on their next drive when Bettis scored his fifth rushing touchdown of the season on a five-yard run that made the score, 21-0.

The Colts added a 41-yard field goal by kicker Mike Vanderjagt to close the score to 21-3 late in the second quarter. Indianapolis had one more scoring opportunity in the first half, but it was denied when Steelers safety Brent Alexander's intercepted a pass at the one-yard line to end the second quarter.

The Colts scored on their opening possession of the third quarter on a 41-yard touchdown pass from quarterback Peyton Manning to tight end Marcus Pollard, making the score, 21-10.

However, safety Mike Logan intercepted his first pass of the season to set up Pittsburgh's final score midway through the third quarter. Maddox threw a 14-yard touchdown pass to Ward to make the final score 28-10.

It was Ward's sixth touchdown reception of the season, one shy of his career-high seven touchdown catches in 1999.

Colts	0	3	7	0	10
STEELERS	14	7	7	0	28

TEAM	Q	TIME	PLAY	DRIVE	SCORE
PIT	1	10:19	Ward 17 pass from Maddox (Peterson kick)	6-41; 3:05	7-0
PIT	1	0:45	Bettis 3 run (Peterson kick)	11-80; 5:55	14-0
PIT	2	7:35	Bettis 5 run (Peterson kick)	8-62; 4:26	21-0
IND	2	1:50	Vanderjagt 41 FG	11-52; 5:45	21-3
IND	3	11:38	Pollard 41 pass from Manning (Vanderjagt kick)	4-52; 1:40	21-10
PIT	3	5:48	Ward 14 pass from Maddox (Peterson kick)	3-19; 0:53	28-10

Attendance: 62,800

TEAM STATISTICS

	Colts	Steelers
1st Downs	23 (4-18-1)	22 (12-9-1)
3rd Downs	8-16 (50%)	3-7 (43%)
4th Downs	2-2 (100%)	0-1 (0%)
Total Net Yards	367	364
Plays-Avg.	71-5.2	57-6.4
Rushing Yards	72	182
Att.-Avg.	21-3.4	33-5.5
Passing Yards	295	188
Sacked by Opp.	2-9	1-6
Pass-Att.-Comp.	48-32-3	23-15-1
Punts-Avg.	3-27.0	2-48.0
Penalties	7-55	4-38
Fumbles-Lost	0-0	1-0
Time of Pos.	30:53	29:07

INDIVIDUAL STATISTICS

RUSHING: Ind. — James 20-62; Manning 1-10. Pit. — Zereoue 15-87; Bettis 11-33, 2 TD; Randle El 3-27; Fuamatu-Ma'afala 2-25; Ward 1-8; Kreider 1-2.

PASSING: Ind. — Manning 48-32-3, 304, 1 TD. Pit. — Maddox 23-15-1, 188, 2 TD.

RECEIVING: Ind. — James 11-82; Harrison 8-76; Pollard 4-64, 1 TD; Wayne 4-33; Ismail 3-21; Roberg 1-15; Walters 1-13. Pit. — Burress 6-79; Ward 5-76, 2 TD; Kreider 1-9; Randle El 1-9; Bruener 1-8; Bettis 1-7.


**GAME
7**

STEELERS 31 RAVENS 18

Oct. 27, 2002



BALTIMORE—The Steelers improved their record to 4-3 and claimed sole possession of first place in the AFC North by defeating the Baltimore Ravens, 31-18. The victory improved the Steelers' record to 6-0 at Ravens Stadium.

Pittsburgh jumped out to a 21-0 first-quarter lead and a 28-3 advantage at halftime behind the precision passing of quarterback Tommy Maddox.

Maddox completed his first 11 passes for 125 yards and two touchdowns to wide receiver Plaxico Burress. Burress caught five passes for 55 yards and two scores before being ejected in the second quarter.

Running back Amos Zereoue, who made his first career regular-season start, exploded for a 35-yard touchdown run on Pittsburgh's opening possession to give the Steelers a 7-0 lead.

The Steelers scored on their first four possessions of the game, including touchdown passes of 20 and nine yards to Burress, and a one-yard run by Zereoue. Only Matt Stover's 28-yard field goal prevented the Ravens from being shut out in the first half.

Maddox injured his left ankle on the Steelers' first play from scrimmage in the third quarter when he was stepped on by Ravens defensive tackle Kelly Gregg. Maddox was forced to leave the game but would return.

The Steelers' defense refused to let Baltimore back in the game and forced the Ravens to commit four second-half turnovers. Interceptions by cornerbacks Dewayne Washington and Deshea Townsend, and linebacker Joey Porter's team-leading fourth interception of the season, combined with Washington's fumble recovery to end four of Baltimore's six second-half possessions.

The Ravens did score twice on an 18-yard touchdown pass to tight end John Jones — followed by a two-point conversion — and a one-yard run by quarterback Jeff Blake.

Pittsburgh's only second-half score came on a 34-yard field goal by kicker Todd Peterson, as the Steelers improved their division record to, 3-0.

STEELERS	14	14	3	0	31
Ravens	0	3	8	7	18

TEAM	Q	TIME	PLAY	DRIVE	SCORE
PIT	1	12:37	Zereoue 35 run (Peterson kick)	5-68; 2:23	7-0
PIT	1	1:08	Burress 20 pass from Maddox (Peterson kick)	7-80; 4:14	14-0
PIT	2	14:53	Burress 9 pass from Maddox (Peterson kick)	3-15; 1:08	21-0
BAL	2	10:08	Stover 28 FG	12-70; 4:45	21-3
PIT	2	5:21	Zereoue 1 run (Peterson kick)	10-49; 4:47	28-3
BAL	3	8:58	Jones 18 pass from Blake (Blake-Heap pass)	12-72; 6:02	28-11
PIT	3	4:11	Peterson 34 FG	4-9; 2:06	31-11
BAL	4	11:11	Blake 1 run (Stover kick)	14-90; 8:00	31-18

Attendance: 69,638

TEAM STATISTICS

	Steelers	Ravens
1st Downs	16 (4-11-1)	26 (6-15-5)
3rd Downs	5-12 (42%)	8-15 (53%)
4th Downs	0-1 (0%)	1-1 (100%)
Total Net Yards	283	360
Plays-Avg.	55-5.1	73-4.9
Rushing Yards	110	67
Att.-Avg.	29-3.8	21-3.2
Passing Yards	173	293
Sacked by Opp.	1-6	1-5
Pass-Att.-Comp.	25-19-1	51-29-3
Punts-Avg.	4-43.8	3-50.7
Penalties	7-51	13-100
Fumbles-Lost	1-0	3-2
Time of Pos.	26:35	33:25

INDIVIDUAL STATISTICS

RUSHING: **Pit.** — Zereoue 13-53, 2 TD; Haynes 3-23; Fuamatu-Ma'afala 8-21; Randle El 1-16; Stewart 1-0; Maddox 3-(-3). **Bal.** — Lewis 13-34; Blake 6-25, 1 TD; C. Taylor 2-8.

PASSING: **Pit.** — Maddox 24-18-1, 172, 2 TD; Stewart 1-1-0, 7. **Bal.** — Blake 50-29-3, 298, 1 TD; Heap 1-0-0.

RECEIVING: **Pit.** — Ward 8-97; Burress 5-55, 2 TD; Mathis 2-13; Haynes 2-7; Bruener 1-4; Randle El 1-3. **Bal.** — T. Taylor 7-82; Heap 6-51; Lewis 5-50; Stokley 4-50; Johnson 3-26; J. Jones 2-24, 1 TD; T. Jones 1-10; C. Taylor 1-5.

**GAME
8****STEELERS 23 CLEVELAND 20**
Nov. 3, 2002

CLEVELAND—The Steelers won their fourth consecutive game and improved their record to 5-3 after defeating the Cleveland Browns, 23-20, at Cleveland Stadium.

Running back Amos Zereoue rushed for a career-high 112 yards on 28 carries (4.0 avg.), his first career 100-yard game, as the Steelers improved to 4-0 in the AFC North.

The Browns took a 7-0 lead in the first quarter on an 87-yard punt return by Dennis Northcutt. However, the Steelers closed the score to 7-3 on their next drive when kicker Todd Peterson connected on a 43-yard field goal.

A 63-yard reception by Cleveland wide receiver Quincy Morgan to the Pittsburgh seven-yard line, set up a one-yard touchdown catch by tight end Steve Heiden, increasing the Browns' lead to 14-3.

The Steelers rallied behind the passing of quarterback Tommy Maddox, who completed all five of his passes on the drive, including a 20-yard touchdown pass to wide receiver Hines Ward to make the score, 14-10.

Zereoue's 25-yard reception on a shovel pass, followed

by his game-long 27-yard run set up Maddox's one-yard touchdown pass to tight end Mark Bruener. It was Bruener's first touchdown since Dec. 3, 2000 (versus the Oakland Raiders) and gave the Steelers a 17-14 halftime lead.

Pittsburgh controlled the ball for 42:10 of the game, including most of the second half. The Steelers increased their lead to 23-14 on Peterson's two fourth-quarter field goals, from 28 and 42 yards, the second of which was set up by Dewayne Washington's second interception of the season.

Morgan's 31-yard touchdown catch, followed by kicker Phil Dawson's missed extra point attempt, closed the score to 23-20 with 4:32 remaining. The Browns received the ball one more time, but it was deep in their own territory and the Steelers defense held them off to secure the victory.

STEELERS	3	14	0	6	23
Browns	7	7	0	6	20

TEAM	Q	TIME	PLAY	DRIVE	SCORE
CLE	1	9:47	Northcutt 87 punt return (Dawson kick)	—; —	0-7
PIT	1	5:33	Peterson 43 FG	9-53; 4:14	3-7
CLE	2	11:45	Heiden 1 pass from Couch (Dawson kick)	6-70; 2:56	3-14
PIT	2	8:29	Ward 20 pass from Maddox (Peterson kick)	7-70; 3:16	10-14
PIT	2	1:56	Bruener 1 pass from Maddox (Peterson kick)	9-75; 4:22	17-14
PIT	4	14:11	Peterson 28 FG	11-56; 4:32	20-14
PIT	4	11:55	Peterson 42 FG	4-(-4); 1:55	23-14
CLE	4	4:32	Morgan 31 pass from Couch (kick failed)	8-73; 2:20	23-20

Attendance: 73,718

TEAM STATISTICS			INDIVIDUAL STATISTICS	
	Steelers	Browns	RUSHING: Pit. — Zereoue 29-111; Maddox 3-8; Ward 1-8; Haynes 4-5; Randle El 1-2; Kreider 1-2. Cle. — White 6-19; Green 4-10; Northcutt 1-5; Couch 3-2.	
1st Downs	25 (9-14-2)	9 (1-7-1)	PASSING: Pit. — Maddox 42-23-1, 239, 2 TD; Randle El 2-2-0, 26. Cle. — Couch 24-15-2, 181, 2 TD.	
3rd Downs	10-20 (50%)	2-9 (22%)	RECEIVING: Pit. — Ward 9-79, 1 TD; Zereoue 5-62; Burress 4-69; Randle El 3-18; Kreider 2-23; Mathis 1-13; Bruener 1-1, 1 TD. Cle. — Morgan 4-98, 1 TD; Davis 3-31; White 3-18; Northcutt 2-27; Johnson 2-7; Heiden 1-1, 1 TD; Jackson 1-(-1).	
4th Downs	1-3 (33%)	1-1 (100%)		
Total Net Yards	391	193		
Plays-Avg.	85-4.6	42-4.6		
Rushing Yards	136	36		
Att.-Avg.	39-3.5	14-2.6		
Passing Yards	255	157		
Sacked by Opp.	2-10	4-24		
Pass-Att.-Comp.	44-25-1	24-15-2		
Punts-Avg.	3-42.3	5-40.0		
Penalties	3-21	11-85		
Fumbles-Lost	2-0	1-1		
Time of Pos.	42:10	17:50		


**GAME
9**
STEELERS 34 FALCONS 34 OT
Nov. 10, 2002


PITTSBURGH—A record-setting performance on offense was not enough to help the Steelers avoid a 34-34 overtime tie with the Atlanta Falcons at Heinz Field.

Pittsburgh came up a half-yard short of an overtime win when wide receiver Plaxico Burress caught a 50-yard a Hail Mary pass, but was tackled just short of the goal line as time expired.

Burress set a Steelers record with a career-high 253 yards receiving, and caught two touchdowns on nine receptions. Steelers quarterback Tommy Maddox set a career-high and a Steelers record with 473 yards passing, and also set career highs with 28 completions and four touchdown passes.

Wide receiver Hines Ward set career highs with 11 receptions and 139 yards receiving, while running back Amos Zereoue's 37 rushing attempts and 123 yards were also personal bests.

Pittsburgh's 645 total yards on offense were the second-most in team history to the 683 yards gained Dec. 13, 1958 versus the Chicago Cardinals.

The Steelers took a 17-7 halftime lead on a 34-yard field goal by kicker Todd Peterson, and touchdown passes of 33 yards to Burress and five yards to Ward. Atlanta scored on a 43-yard touchdown pass to Shawn Jefferson.

Pittsburgh extended their lead to 34-17 in the second half on a 62-yard touchdown pass to Burress, an 18-yard touchdown catch by tight end Jerame Tuman, and Peterson's second 34-yard field goal of the game.

However, Atlanta touchdown runs of 59 yards by running back Warrick Dunn, one yard by fullback Bob Christian, and 11 yards by quarterback Michael Vick, along with field goals of 36 and 40 yards by kicker Jay Feely, tied the score, 34-34, at the end of regulation.

Each team had a field-goal attempt blocked in overtime, including a block by Steelers linebacker James Farrior, and the game ended in a 34-34 tie. It was the NFL's first tie since Nov. 23, 1997, and the first for the Steelers since Sept. 22, 1974.

Falcons	0	7	10	17	0	34
STEELERS	3	14	14	3	0	34

TEAM	Q	TIME	PLAY	DRIVE	SCORE
PIT	1	0:09	Peterson 34 FG	5-18; 1:59	3-0
ATL	2	13:42	Jefferson 43 pass from Vick (Feely kick)	4-77; 1:27	3-7
PIT	2	9:08	Burress 33 pass from Maddox (Peterson kick)	8-90; 4:34	10-7
PIT	2	7:15	Ward 5 pass from Maddox (Peterson kick)	4-66; 1:22	17-7
ATL	3	12:17	Dunn 59 run (Feely kick)	6-80; 2:43	17-14
PIT	3	10:42	Burress 62 pass from Maddox (Kick blocked)	4-74; 1:35	23-14
ATL	3	6:07	Feely 36 FG	12-38; 4:35	23-17
PIT	3	2:25	Tuman 18 pass from Maddox (Maddox-Ward pass)	7-67; 3:42	31-17
PIT	4	12:34	Peterson 34 FG	8-21; 3:59	34-17
ATL	4	7:44	Christian 1 run (Feely kick)	5-37; 2:34	34-24
ATL	4	2:26	Feely 40 FG	11-43; 2:44	34-27
ATL	4	0:42	Vick 11 run (Feely kick)	6-50; 1:13	34-34

Attendance: 62,779

TEAM STATISTICS

	Falcons	Steelers
1st Downs	21 (9-11-1)	30 (9-20-1)
3rd Downs	9-20 (45%)	6-16 (38%)
4th Downs	0-0 (0%)	1-1 (100%)
Total Net Yards	447	645
Plays-Avg.	81-5.5	85-7.6
Rushing Yards	182	182
Att.-Avg.	31-5.9	42-4.3
Passing Yards	265	463
Sacked by Opp.	4-29	2-10
Pass-Att.-Comp.	46-24-0	41-28-1
Punts-Avg.	7-45.4	5-44.2
Penalties	11-95	4-25
Fumbles-Lost	2-2	2-2
Time of Pos.	35:10	39:50

INDIVIDUAL STATISTICS

RUSHING: Atl. — Dunn 20-129, 1 TD; Vick 10-52, 1 TD; Christian 1-1, 1 TD. Pit. — Zereoue 37-123; Ward 1-29; Randle El 2-23; Maddox 2-7.

PASSING: Atl. — Vick 46-24-0, 294, 1 TD. Pit. — Maddox 41-28-1, 473, 4 TD.

RECEIVING: Atl. — Jefferson 9-131, 1 TD; Finneran 6-72; Dunn 3-14; Crumpler 2-25; Christian 2-19; Gaylor 1-27; McCord 1-6. Pit. — Ward 11-139, 1 TD; Burress 9-253, 2 TD; Randle El 3-51; Mathis 2-15; Zereoue 2-(-3); Tuman 1-18, 1 TD.


**GAME
10**
TITANS 31 STEELERS 23
Nov. 17, 2002


NASHVILLE, Tenn.—The Steelers suffered more than a loss when they were defeated 31-23 in Tennessee, they lost starting quarterback Tommy Maddox.

Maddox suffered a concussion and a spinal concussion and lay motionless on The Coliseum field before being taken to Baptist Hospital, where he spent the night. Maddox eventually regained motion and sensation in his extremities.

The Steelers, meanwhile, were unable to overcome three Maddox interceptions and two missed relatively close field-goal attempts, despite a terrific start.

Maddox connected with receiver Hines Ward with a perfect strike on the first play from scrimmage for a 77-yard TD to give the Steelers an early lead.

The Titans responded, though, and despite slipping, Justin McCareins returned the ensuing kickoff 48 yards to the Steelers 43-yard line. The return curbed the momentum gained by the Steelers' early TD.

The Steelers held the Titans but a Craig Hentrich punt pinned Pittsburgh at the nine-yard line. Maddox's first interception of the game three plays later gave the Titans possession at the one. On the first play, quarterback Steve

McNair connected with Kevin Dyson for a one-yard TD pass to tie the score.

Pittsburgh responded on the ensuing series and marched to the 13-yard line. A 31-yard field-goal attempt by Todd Peterson sailed wide right.

Steelers linebacker Joey Porter helped set up a potential scoring opportunity when he recovered a McNair fumble at the Tennessee 36. A second Maddox interception ended that drive.

Tennessee managed to forge a 14-7 advantage prior to halftime.

The Titans added two more scores in the third quarter for a 28-7 lead before Maddox suffered his injury on the final play of the third quarter.

After a 43-yard field goal by Tennessee to increase the lead to 31-7, quarterback Kordell Stewart, who completed 13-of-17 passes for 124 yards and two TDs in relief, led the Steelers on two scoring drives and two two-point conversions to close the score to 31-23.

An onside kick attempt with 1:32 remaining failed, and the Titans held on for the 31-23 victory.

STEELERS	7	0	0	16	23
Titans	7	7	14	3	31

TEAM	Q	TIME	PLAY	DRIVE	SCORE
PIT	1	14:45	Ward 72 pass from Maddox (Peterson kick)	1-72; 0:15	7-0
TEN	1	12:12	Dyson 1 pass from McNair (Nedney kick)	1-1; 0:04	7-7
TEN	2	2:55	George 4 run (Nedney kick)	12-92; 5:17	7-14
TEN	3	3:48	Dyson 9 pass from McNair (Nedney kick)	6-42; 4:06	7-21
TEN	3	0:28	George 5 run (Nedney kick)	4-61; 1:44	7-28
TEN	4	8:06	Nedney 43 FG	10-34; 6:41	7-31
PIT	4	3:25	Mathis 4 pass from Stewart (Stewart-Kreider)	12-72; 4:41	15-31
PIT	4	1:28	Ward 4 pass from Stewart (Randle El-Ward)	8-76; 1:29	23-31

Attendance: 68,804

TEAM STATISTICS			INDIVIDUAL STATISTICS		
	Steelers	Titans			
1st Downs	20 (3-16-1)	22 (8-13-1)	RUSHING:	Pit. — Zereoue 9-16; Maddox 1-12; Stewart 1-11; Bettis 4-6.	Ten. — George 28-79, 2 TD; McNair 9-24; Holcombe 3-18.
3rd Downs	5-13 (38%)	12-19 (63%)	PASSING:	Pit. — Maddox 28-14-3, 194, 1 TD; Stewart 17-13-0, 124, 2 TD.	Ten. — McNair 33-18-0, 257, 2 TD.
4th Downs	1-1 (100%)	0-1 (0%)	RECEIVING:	Pit. — Ward 10-168, 2 TD; Randle El 5-26; Burress 4-41; Zereoue 4-37; Mathis 3-38; Bruener 1-8.	Ten. — Dyson 8-87, 2 TD; Mason 6-85; McCareins 1-55; George 1-14; Bennett 1-11; Kinney 1-5.
Total Net Yards	357	378			
Plays-Avg.	61-5.9	73-5.2			
Rushing Yards	45	121			
Att.-Avg.	15-3.0	40-3.0			
Passing Yards	318	257			
Sacked by Opp.	1-6	0-0			
Pass-Att.-Comp.	45-27-3	33-18-0			
Punts-Avg.	4-38.8	3-26.3			
Penalties	4-20	5-36			
Fumbles-Lost	0-0	1-1			
Time of Pos.	23:27	36:33			


**GAME
11**
STEELERS 29 BENGALS 21
Nov. 24, 2002


PITTSBURGH—The Steelers jumped out to a 17-0 lead and then held on to defeat the Cincinnati Bengals, 29-21, and maintain sole possession of first place in the AFC North.

Kordell Stewart made his first start at quarterback since Sept. 29 (versus Cleveland) and set a Steelers' single-game record by completing 84.6 percent (22-of-26) of his passes for 236 yards and one touchdown.

Wide receiver Hines Ward had his third straight 100-yard receiving game, catching five passes for 125 yards (25.0 avg.) and his league-leading 11th touchdown reception. Running back Jerome Bettis started his first game in five weeks and gained 79 yards and two touchdowns on 22 carries. Rookie kicker Jeff Reed played in his first NFL game and converted three-of-four field-goal attempts and kicked off well.

The Steelers received the opening kickoff and drove 68 yards in nine plays to take a 7-0 lead on Bettis' one-yard touchdown. They extended their lead to 14-0 on their next possession when Stewart connected with Ward for a 64-yard touchdown pass. Reed booted a 33-yard field

goal on the team's third drive, giving Pittsburgh a 17-0 advantage in the second quarter.

Cincinnati closed the score to 17-14 at halftime on touchdown runs of 10 and two yards by Corey Dillon.

Reed's 43-yard field goal in the third quarter extended the Steelers' lead to 20-14. But Cincinnati took the lead for the first time in the fourth quarter on a 20-yard touchdown catch by tight end Matt Schobel that made the score 21-20.

The Steelers were stopped on their next possession, but Mike Jones recovered T.J. Houshmandzadeh's fumbled punt return, which set up Reed's 45-yard field goal and a 23-21 Steelers lead.

Bettis' 24-yard touchdown run extended Pittsburgh's lead to 29-21 after Reed missed the extra point, wide left.

Houshmandzadeh's 44-yard kickoff return plus a facemask penalty on Reed gave the Bengals possession at the Pittsburgh 31. Cincinnati drove to the Pittsburgh five-yard line, but the Steelers' defense denied the Bengals to hold on for the victory.

Bengals	0	14	0	7	21
STEELERS	14	3	3	9	29

TEAM	Q	TIME	PLAY	DRIVE	SCORE
PIT	1	9:34	Bettis 1 run (Reed kick)	9-68; 5:26	7-0
PIT	1	3:22	Ward 64 pass from Stewart (Reed kick)	3-76; 1:39	14-0
PIT	2	10:40	Reed 33 FG	11-66; 5:48	17-0
CIN	2	7:39	Dillon 10 run (Rackers kick)	7-75; 3:01	17-7
CIN	2	1:04	Dillon 2 run (Rackers kick)	10-98; 4:19	17-14
PIT	3	6:02	Reed 43 FG	4-32; 1:21	20-14
CIN	4	8:35	Schobel 20 pass from Kitna (Rackers kick)	9-64; 3:54	20-21
PIT	4	4:44	Reed 45 FG	4-1; 1:36	23-21
PIT	4	2:45	Bettis 24 run (kick failed)	2-61; 0:54	29-21

Attendance: 60,473

TEAM STATISTICS

	Bengals	Steelers
1st Downs	17 (5-12-0)	21 (7-12-2)
3rd Downs	7-15 (47%)	3-11 (27%)
4th Downs	1-3 (33%)	1-2 (50%)
Total Net Yards	352	391
Plays-Avg.	61-5.8	62-6.3
Rushing Yards	54	156
Att.-Avg.	21-2.6	35-4.5
Passing Yards	298	235
Sacked by Opp.	1-0	1-1
Pass-Att.-Comp.	39-22-0	26-22-0
Punts-Avg.	5-39.6	3-41.7
Penalties	9-110	5-40
Fumbles-Lost	1-1	1-0
Time of Pos.	25:52	34:08

INDIVIDUAL STATISTICS

RUSHING: Cin. — Dillon 19-60, 2 TD; Neal 1-0; Kitna 1-(-6). Pit. — Bettis 22-79, 2 TD; Stewart 10-40; Ward 1-39; Okobi 1-0; Randle El 1-(-2).

PASSING: Ten. — Kitna 33-22-0, 298, 1 TD. Pit. — Stewart 26-22-0, 236, 1 TD.

RECEIVING: Ten. — Johnson 7-152; Dugans 6-49; Warrick 3-47; Schobel 3-37, 1 TD; Houshmandzadeh 1-6; Dillon 1-5; Luchey 1-2. Pit. — Ward 5-125, 1 TD; Zereoue 5-17; Burress 4-38; Kreider 4-19; Bettis 2-27; Randle El 2-10.


**GAME
12**
STEELERS 25 JAGUARS 23
Dec. 1, 2002


JACKSONVILLE—A team record-tying six field goals by rookie kicker Jeff Reed helped the Steelers defeat the Jacksonville Jaguars, 25-23, and improve their record to 7-4-1.

Reed, who has converted nine-of-10 field-goal attempts in his first two NFL games, booted kicks from 25, 29, 30, 46, 33 and 50 yards, respectively. Reed tied Gary Anderson's team-record of six field goals in a game set Dec. 23, 1988 versus the Denver Broncos.

Pittsburgh's offense was efficient throughout the game, punting only once, while gaining 403 total yards and controlling the ball for 38:41. Running back Jerome Bettis, who broke his nose in the second quarter, stayed in the game to rush for 86 yards on 20 carries and move past Hall of Fame running back John Riggins for 10th place on the NFL's all-time rushing list.

Pittsburgh's defense limited Jacksonville to only three-of-11 (27 percent) on third downs, while holding the Jaguars' offense to 226 total yards.

Reed's first two field goals gave the Steelers a 6-0 lead after their first two possessions. However, a 53-yard kick-off return by Jacksonville's Elvis Joseph set up Fred

Taylor's 18-yard touchdown run for a 7-6 Jaguars lead.

Kordell Stewart, who made his second consecutive start, threw for 202 yards and rushed for 84. His 28-yard touchdown run early in the second quarter gave the Steelers a 13-7 lead.

Jacksonville closed the score to 13-10 in the second quarter, but Reed kicked his third field goal of the game to give the Steelers a 16-10 halftime advantage.

Reed's 46-yard field goal was the only score in the third quarter, and increased Pittsburgh's lead to 19-10. Reed made the score 22-10 in the fourth quarter, but Jacksonville responded with a 42-yard touchdown pass to tight end Kyle Brady to close the score to 22-17.

Reed then booted a 50-yard field goal to give the Steelers a 25-17 lead with 4:30 remaining.

The Jaguars closed the score to 25-23 on Jimmy Smith's seven-yard touchdown catch, however, cornerback Dewayne Washington batted down the pass on the two-point conversion attempt to preserve the Steelers victory.

STEELERS		6	10	3	6	25
Jaguars		7	3	0	13	23
TEAM	Q	TIME	PLAY	DRIVE	SCORE	
PIT	1	12:42	Reed 25 FG	6-61; 2:18	3-0	
PIT	1	5:17	Reed 29 FG	12-55; 6:25	6-0	
JACK	1	2:28	Taylor 18 run (Cunningham kick)	5-46; 2:49	6-7	
PIT	2	12:43	Stewart 28 run (Reed kick)	9-71; 4:45	13-7	
JACK	2	4:32	Cunningham 23 FG	5-22; 2:48	13-10	
PIT	2	1:43	Reed 30 FG	7-45; 2:49	16-10	
PIT	3	11:12	Reed 46 FG	5-24; 2:49	19-10	
PIT	4	11:37	Reed 33 FG	9-42; 4:30	22-10	
JACK	4	8:51	Brady 42 pass from Brunell (Cunningham kick)	6-60; 2:46	22-17	
PIT	4	4:30	Reed 50 FG	8-43; 4:21	25-17	
JACK	4	1:16	Smith 7 pass from Brunell (pass failed)	9-65; 3:14	25-23	

Attendance: 55,260

TEAM STATISTICS			INDIVIDUAL STATISTICS		
	Jaguars	Steelers			
1st Downs	23 (13-10-0)	13 (4-7-2)	RUSHING:	Pit. – Bettis 20-86; Stewart 12-84, 1 TD; Ward 2-19; Haynes 1-16; Zereoue 5-14.	Jac. – Taylor 13-80, 1 TD; Mack 6-14; Brunell 2-8.
3rd Downs	2-11 (18%)	3-11 (27%)	PASSING:	Pit. – Stewart 26-16-1, 202.	Jac. – Brunell 23-12-0, 146, 2 TD.
4th Downs	1-1 (100%)	1-1 (100%)	RECEIVING:	Pit. – Ward 8-51; Burress 5-95; Kreider 2-17; Tuman 1-27; Bettis 1-11.	Jac. – Shaw 4-53; Brady 3-54, 1 TD; Smith 3-26, 1 TD, Taylor 2-13.
Total Net Yards	403	226			
Plays-Avg.	69-5.8	47-4.8			
Rushing Yards	219	102			
Att.-Avg.	40-5.5	21-4.9			
Passing Yards	184	124			
Sacked by Opp.	2-17	3-22			
Pass-Att.-Comp.	27-17-1	23-12-0			
Punts-Avg.	1-53.0	6-41.7			
Penalties	4-25	0-0			
Fumbles-Lost	0-0	0-0			
Time of Pos.	38:41	21:19			


**GAME
13**
TEXANS 24 STEELERS 6
Dec. 8, 2002


PITTSBURGH—Three Steelers turnovers were returned for touchdowns as the Houston Texans upset the Steelers, 24-6, at Heinz Field.

The Steelers dominated in almost every statistical category, particularly on defense, but scored only six points on field goals by kicker Jeff Reed.

Pittsburgh's defense limited the Texans to 47 total yards on offense — including only three completions and 10 net yards passing — the fewest yards gained by a winning team in NFL history. The only Houston player to catch a pass was tight end Billy Miller who caught three for 33 yards.

The Steelers gained 422 yards to Houston's 47, and limited the Texans to only three first downs — including two on their opening drive. Pittsburgh controlled possession for 39:41 and allowed Houston to convert only one third-down attempt.

However, five Steelers turnovers resulted in all 24 Houston points, including a fumbled punt return by Antwan Randle El in the fourth quarter that resulted in Kris Brown's 43-yard field goal.

Quarterback Tommy Maddox made his first start

since Nov. 17 at Tennessee and completed 30 of a career-high 57 passes for 325 yards. However, Maddox turned the ball over three times, each resulting in Houston scores.

Maddox fumbled without being hit on Pittsburgh's first possession, and the ball was scooped up and returned 40 yards for a touchdown by Texans cornerback Kenny Wright for a 7-0 Houston lead.

Houston cornerback Aaron Glenn intercepted Maddox on Pittsburgh's next possession and returned it 70 yards for a score and a 14-0 lead.

Reed's 40-yard field goal at the end of the second quarter made the score 14-3 at halftime. His 31-yard kick closed the score to 14-6 after Pittsburgh's first possession in the third quarter.

Neither team scored until Brown's field goal with 3:40 remaining increased Houston's lead to 17-6.

The Steelers drove the ball to the Houston 38-yard line on their next possession, but Glenn intercepted Maddox a second time and raced 65 yards for a touchdown to make the final score, 24-6.

Texans	14	0	0	10	24
STEELERS	0	3	3	0	6

TEAM	Q	TIME	PLAY	DRIVE	SCORE
HOU	1	5:54	Wright 40 fumble return (Brown kick)	—, —	0-7
HOU	1	2:01	Glenn 70 interception return (Brown kick)	—, —	0-14
PIT	2	0:20	Reed 40 FG	10-57; 2:33	3-14
PIT	3	9:33	Reed 31 FG	10-51; 5:27	6-14
HOU	4	3:35	Brown 43 FG	4-(-5); 0:22	6-17
HOU	4	2:02	Glenn 65 interception return (Brown kick)	—, —	6-24

Attendance: 58,551

TEAM STATISTICS			INDIVIDUAL STATISTICS	
	Texans	Steelers		
1st Downs	3 (1-1-1)	24 (5-18-1)	RUSHING: Hou. — Allen 13-19; Wells 10-12; Carr 3-6. Pit. — Zereoue 11-69; Bettis 14-30; Randle El 1-11; Ward 2-7; Maddox 2-6; Kreider 1-5.	
3rd Downs	1-12 (8%)	8-23 (35%)		
4th Downs	0-0 (0%)	3-5 (60%)		
Total Net Yards	47	422		
Plays-Avg.	40-1.2	95-4.4		
Rushing Yards	37	128		
Att.-Avg.	26-1.4	31-4.1		
Passing Yards	10	294		
Sacked by Opp.	4-23	6-32		
Pass-Att.-Comp.	10-3-0	58-31-2		
Punts-Avg.	10-42.1	6-34.5		
Penalties	1-18	8-57		
Fumbles-Lost	3-1	3-3		
Time of Pos.	20:19	39:41		
			PASSING: Hou. — Carr 10-3-0, 33. Pit. — Maddox 57-30-2, 325.	
			RECEIVING: Hou. — Miller 3-33. Pit. — Ward 9-76; Randle El 8-88; Burress 6-83; Mathis 5-42; Zereoue 2-27; Kreider 1-10.	

**GAME
14****STEELERS 30 PANTHERS 14**
Dec. 15, 2002

PITTSBURGH—The Steelers dominated on defense for the second consecutive week and overwhelmed the Carolina Panthers, 30-14, at Heinz Field.

Pittsburgh held the Panthers to zero yards in the first half and 131 for the game, sacked Carolina quarterbacks six times, intercepted one pass and forced 11 Carolina plays to net negative yardage.

Outside linebacker Jason Gildon registered five tackles (three solos) and 2½ sacks, while defensive end Aaron Smith led the Steelers with seven solo tackles. Inside linebacker Kendrell Bell recorded his fourth sack in the last three games. Free safety Brent Alexander intercepted his fourth pass of the year, tying him for most on the team.

The Steelers' offense was led by wide receiver Plaxico Burress' six catches for 120 yards (20.0 avg.) and an 11-yard touchdown that gave Pittsburgh a 7-0 lead in the first quarter. Running back Jerome Bettis gained 73 yards on 18 carries (4.1 avg.) and scored two touchdowns on runs of nine and eight yards, respectively, in the third and fourth quarters.

Steelers quarterback Tommy Maddox also played well, completing 20-of-33 passes for 209 yards and a touchdown. Maddox's only interception came on a play where

Burress slipped and Carolina's Mike Minter picked off the ball. Minter returned the interception 62 yards to the Steelers' four-yard line to set up the Panthers' only touchdown of the first half.

Rookie kicker Jeff Reed continued to kick well for the Steelers, converting field goals of 36 and 41 yards, respectively, in the second quarter to give Pittsburgh a 13-7 halftime lead.

Bettis' first touchdown gave the Steelers a 20-7 lead in the third quarter. Carolina cut Pittsburgh's lead to 20-14 on running back Dee Brown's one-yard touchdown run early in the fourth quarter.

On third-and-11 from the Steelers' 19-yard line, on the ensuing drive, Maddox connected with Burress for a 47-yard completion that may have been the key play of the game. Reed completed the 75-yard drive when he converted his third field goal, from 23 yards, to give Pittsburgh a 23-14 advantage. Bettis' final touchdown made the final score 30-14, as Pittsburgh extended its lead in the AFC North to 1½ games.

Panthers	7	0	0	7	14
STEELERS	14	6	7	10	30

TEAM	Q	TIME	PLAY	DRIVE	SCORE
PIT	1	8:35	Burress 11 pass from Maddox (Reed kick)	9-77; 4:48	7-0
CAR	1	2:40	Brown 6 pass from Peete (Graham kick)	2-4; 0:50	7-7
PIT	2	12:14	Reed 36 FG	12-56; 5:26	10-7
PIT	2	6:07	Reed 41 FG	9-24; 4:33	13-7
PIT	3	6:51	Bettis 9 run (Reed kick)	3-18; 1:27	20-7
CAR	4	13:28	Brown 1 run (Graham kick)	9-74; 4:23	20-14
PIT	4	7:11	Reed 23 FG	11-75; 6:17	23-14
PIT	4	4:12	Bettis 8 run (Reed kick)	3-15; 1:26	30-14

Attendance: 58,586

TEAM STATISTICS			INDIVIDUAL STATISTICS	
	Panthers	Steelers	RUSHING: Car. — Muhammad 1-20; Brown 8-19, 1 TD; Goings 3-9; Hoover 1-3; Peete 2-0; Weinke 1-(-1). Pit. — Bettis 18-73, 2 TD; Zereoue 14-40; Randle El 2-10; Kreider 2-4; Ward 1-2; Maddox 1-0.	
1st Downs	11 (3-8-0)	19 (8-10-1)	PASSING: Car. — Peete 27-14-0, 112, 1 TD; Weinke 7-3-1, 14. Pit. — Maddox 33-20-1, 209, 1 TD; Randle El 1-1-0, 6.	
3rd Downs	5-14 (36%)	10-20 (50%)	RECEIVING: Car. — Smith 5-57; Muhammad 5-39; Byrd 2-20; Wiggins 2-(-1); Hankton 1-6; Brown 10-6, 1 TD; Goings 1-(-1). Pit. — Burress 6-120, 1 TD; Zereoue 6-31; Ward 3-39; Kreider 2-2; Bettis 1-9; Tuman 1-6; Randle El 1-5; Haynes 1-3.	
4th Downs	0-1 (0%)	1-1 (100%)		
Total Net Yards	131	332		
Plays-Avg.	56-2.3	74-4.5		
Rushing Yards	50	129		
Att.-Avg.	16-3.1	38-3.4		
Passing Yards	81	203		
Sacked by Opp.	6-45	2-12		
Pass-Att.-Comp.	34-17-1	34-21-1		
Punts-Avg.	6-43.2	6-35.3		
Penalties	4-35	1-5		
Fumbles-Lost	3-3	3-1		
Time of Pos.	20:32	39:28		


**GAME
15**
STEELERS 17 BUCCANEERS 7
Dec. 23, 2002


TAMPA—The Steelers clinched the first-ever AFC North division title by defeating the Tampa Bay Buccaneers, 17-7, at Raymond James Stadium.

Pittsburgh won their second consecutive division title and their seventh in 11 years under Head Coach Bill Cowher.

The Steelers dominated the Buccaneers at the line of scrimmage and held Tampa Bay scoreless until 1:14 remained in the game.

Steelers quarterback Tommy Maddox had an outstanding game against the NFL's top-ranked pass defense, completing 17-of-23 passes for 236 yards, one touchdown and a 120.9 passer-rating. Maddox also did not throw an interception for the first time this season.

Wide receiver Plaxico Burress had his second consecutive 100-yard game, catching five passes for 127 yards (25.4 avg.). Burress' 41-yard reception on the opening drive helped set up an 11-yard touchdown catch by rookie Antwaan Randle El, the first of his career, which gave the Steelers a 7-0 lead.

Steelers cornerback Chad Scott intercepted Tampa Bay quarterback Shaun King on the Buccaneers' second play from scrimmage and returned it 30 yards for a touchdown and a 14-0 Steelers lead.

After forcing a Tampa Bay punt on their next possession, Maddox led Pittsburgh 70 yards on nine plays to set up kicker Jeff Reed's 26-yard field goal and a 17-0 Steelers lead.

The Steelers would not score again, but Pittsburgh's defense dominated the game the rest of the way. The Steelers sacked Tampa Bay quarterbacks six times, led by defensive end Aaron Smith's two sacks. Nose tackle Casey Hampton registered his second sack of the season and his second sack in as many weeks, and forced two fumbles. Hampton forced Tampa Bay running back Mike Alstott to fumble at the Steelers' seven-yard line in the second quarter, and sacked Buccaneers quarterback Rob Johnson late in the third quarter, to force a fumble at the Steelers' three.

Free safety Brent Alexander led the Steelers with seven tackles (five solo). Cornerback Dewayne Washington defended three passes, while defensive back Mike Logan defended two passes and recorded a sack.

Tampa Bay wide receiver Keyshawn Johnson's 18-yard touchdown catch prevented the shutout, but the Buccaneers could not prevent the Steelers victory.

STEELERS	17	0	0	0	17
Buccaneers	0	0	0	0	7

TEAM	Q	TIME	PLAY	DRIVE	SCORE
PIT	1	12:01	Randle El 11 pass from Maddox (Reed kick)	6-81; 2:59	7-0
PIT	1	11:10	Scott 30 interception return (Reed kick)	—; —	14-0
PIT	1	4:24	Reed 26 FG	9-70; 5:04	17-0
TB	4	1:14	K. Johnson 18 pass from R. Johnson (Gramatica kick)	9-67; 2:20	17-7

Attendance: 65,684

TEAM STATISTICS

	Steelers	Buccaneers
1st Downs	19 (6-11-2)	18 (5-11-2)
3rd Downs	7-14 (50%)	2-11 (18%)
4th Downs	0-1 (0%)	1-1 (100%)
Total Net Yards	327	277
Plays-Avg.	61-5.4	64-4.3
Rushing Yards	94	74
Att.-Avg.	35-2.7	14-5.3
Passing Yards	233	203
Sacked by Opp.	2-11	6-29
Pass-Att.-Comp.	24-18-0	44-21-1
Punts-Avg.	5-45.0	7-41.1
Penalties	5-45	5-39
Fumbles-Lost	2-1	2-2
Time of Pos.	34:20	25:40

INDIVIDUAL STATISTICS

RUSHING: Pit. — Beltis 26-66; Zereoue 5-23; Randle El 1-4; Kreider 1-3; Maddox 2-(-2). T.B. — Alstott 5-28; King 3-23; Pittman 4-20; R. Johnson 1-5; Stecker 1-(-2).

PASSING: Pit. — Maddox 23-17-0, 236, 1 TD; Randle El 1-1-0, 8. T.B. — King 26-9-1, 73; R. Johnson 18-12-0, 159, 1 TD.

RECEIVING: Pit. — Ward 6-78; Burress 5-127; Zereoue 3-18; Randle El 1-11, 1 TD; Kreider 1-8; Cushing 1-4; Beltis 1-(-2). T.B. — K. Johnson 8-132, 1 TD; McCardell 6-45; Jurevicius 2-28; Dudley 2-8; Dilger 1-11; Alstott 1-4; Pittman 1-4.


**GAME
16**
**STEELERS 34 RAVENS 31
Dec. 29, 2002**


PITTSBURGH—The Steelers swept the season series from the Baltimore Ravens for the first time since 1998, when they defeated Baltimore, 34-31, to close the regular season at Heinz Field.

The victory allowed the Steelers to finish the regular season with the third-best record in the AFC.

Pittsburgh jumped out to a 17-7 lead in the second quarter but had to rebound from a 31-20 fourth-quarter deficit to win the game.

The Steelers took a 7-0 lead on their opening possession on a 23-yard touchdown pass from quarterback Tommy Maddox to wide receiver Hines Ward. It was Ward's 12th touchdown catch of the year, which tied the Steelers' single-season record.

Baltimore tied the score at 7-7 when fullback Alan Ricard recovered Jamal Lewis' fumble in the end zone. However, a 23-yard field goal by kicker Jeff Reed helped Pittsburgh regain the lead, 10-7, on its next possession.

Steelers' running back Amos Zereoue rushed for more than 100 yards (104) for the third time this season and scored two touchdowns. Zereoue rushed for two touchdowns in a game against the Ravens for the second time this season — accounting for all of his touchdowns during the regular season.

Zereoue's first touchdown was a one-yard score, which gave Pittsburgh a 17-7 lead in the second quarter.

Baltimore closed the score to 17-14 on Ricard's second touchdown of the game.

Steelers linebacker Jason Gildon sacked Baltimore quarterback Jeff Blake, forcing a fumble that was recovered by defensive end Aaron Smith with 16 seconds left in the first half. Reed's 48-yard field goal three plays later increased the Steelers' lead to 20-14 at halftime.

Matt Stover's 43-yard field goal closed the score to 20-17 in the third quarter. Baltimore took a 24-20 lead on their next possession on a 31-yard touchdown pass to tight end Todd Heap. Chester Taylor's 20-yard touchdown catch increased the Ravens' lead to 31-20 in the fourth quarter.

Zereoue scored his second touchdown of the game on Pittsburgh's next drive to make the score 31-26 when Pittsburgh failed on a two-point conversion attempt.

Taylor muffed the ensuing kickoff and it was recovered by Steelers rookie linebacker Larry Foole. Pittsburgh drove 31 yards on nine plays and scored on rookie wide receiver Antwaan Randle El's eight-yard touchdown reception. Wide receiver Plaxico Burress' reception to convert the two-point conversion gave the Steelers a 34-31 lead.

Baltimore had one last chance to score or tie the game, but cornerback Dewayne Washington intercepted a pass in the end zone with 14 seconds left in the game to secure the Steelers' victory.

Ravens	7	7	10	7	31
STEELERS	7	13	0	14	34

TEAM	Q	TIME	PLAY	DRIVE	SCORE
PIT	1	5:43	Ward 23 pass from Maddox (Reed kick)	10-80; 4:25	7-0
BAL	1	4:32	Ricard fumble recovery in end zone (Stover kick)	3-61; 1:11	7-7
PIT	2	14:56	Reed 23 FG	9-60; 4:36	10-7
PIT	2	6:48	Zereoue 1 run (Reed kick)	12-54; 6:34	17-7
BAL	2	5:33	Ricard 6 run (Stover kick)	3-32; 1:15	17-14
PIT	2	0:00	Reed 48 FG	2-16; 0:09	20-14
BAL	3	9:25	Stover 43 FG	8-38; 3:46	20-17
BAL	3	7:07	Heap 31 pass from Blake (Stover kick)	2-47; 0:51	20-24
BAL	4	12:57	C. Taylor 20 pass from Blake (Stover kick)	10-71; 5:02	20-31
PIT	4	7:51	Zereoue 5 run (run failed)	10-67; 5:06	26-31
PIT	4	2:29	Randle El 8 pass from Maddox (Maddox-Burress pass)	9-31; 5:22	34-31

Attendance: 61,961

TEAM STATISTICS

	Ravens	Steelers
1st Downs	21 (7-13-1)	25 (10-10-5)
3rd Downs	6-10 (60%)	8-13 (62%)
4th Downs	0-0 (0%)	1-2 (50%)
Total Net Yards	422	351
Plays-Avg.	52-8.1	71-4.9
Rushing Yards	114	175
Att.-Avg.	23-5.0	37-4.7
Passing Yards	308	176
Sacked by Opp.	3-28	4-18
Pass-Att.-Comp.	26-19-2	30-20-2
Punts-Avg.	2-32.0	2-45.5
Penalties	9-82	5-41
Fumbles-Lost	3-2	0-0
Time of Pos.	23:25	36:35

INDIVIDUAL STATISTICS

RUSHING: Bal. — Lewis 14-86; C. Taylor 5-17; Ricard 3-10; Blake 1-1. Pit. — Zereoue 26-104, 2 TD; Fuamatu-Ma'afala 8-49; Maddox 2-20; Randle El 1-2.

PASSING: Bal. — Blake 26-19-2, 336, 2 TD. Pit. — Maddox 30-20-2, 194, 2 TD.

RECEIVING: Bal. — Heap 7-146, 1 TD; T. Taylor 5-62; Hymes 2-76; Lewis 2-23; Ricard 2-9; C. Taylor 1-20. Pit. — Ward 5-46, 1 TD; Burress 3-52; Randle El 3-34, 1 TD; Kreider 3-21; Zereoue 3-13; Tuman 1-12; Mathis 1-10; Fuamatu-Ma'afala 1-6.



2002 Pittsburgh Steelers Final Postseason Statistics (1-1)

DATE	RESULT	OPPONENT	ATTN.
1/5 AFC Wild Card Game	W 36-33	Cleveland	62,595
1/11 AFC Divisional Playoff	L 34-31	at Tennessee	68,809

TEAM STATISTICS

	Pitt.	Opp.
TOTAL FIRST DOWNS	51	50
Rushing	7	12
Passing	36	36
Penalty	8	2
3rd Down: Made/Att	7/24	20/35
3rd Down Pct.	29.2	57.1
4th Down: Made/Att	0/0	1/1
4th Down Pct.	0.0	100.0
Possession Avg.	25:50	35:17
TOTAL NET YARDS	756	877
AVG. PER GAME	378.0	438.5
Total Plays	134	155
Avg. Per Play	5.6	5.7
NET YARDS RUSHING	156	137
Avg. Per Game	78.0	68.5
Total Rushes	40	64
NET YARDS PASSING	600	740
Avg. Per Game	300.0	370.0
Sacked/Yards Lost	4/33	3/27
Gross Yards	633	767
Att./Completions	90/51	88/53
Completion Pct.	56.7	60.2
Had Intercepted	3	3
Punts/Average	12/33.6	11/35.0
Net Punting Avg.	25.3	24.9
Penalties/Yards	10/76	17/167
Fumbles/Ball Lost	1/1	2/2
TOUCHDOWNS	8	8
Rushing	2	3
Passing	5	5
Returns	1	0

SCORING	TD	Ru	Pa	Ret	PAT	FG	PTS
H. Ward	3	0	3	0			18
J. Reed	0	0	0	0	6/6	3/5	15
J. Tuman	1	0	1	0			8
P. Burress	1	0	1	0			8
A. Zereoue	1	1	0	0			6
C. Fuamatu-Ma'afala	1	1	0	0			6
A. Randle El	1	0	0	1			6
TEAM	8	2	5	1	6/6	3/5	67
OPPONENTS	8	3	5	0	7/7	4/5	67

SCORE BY PERIODS	Q1	Q2	Q3	Q4	OT	PTS
TEAM	0	20	14	33	0	67
OPPONENTS	21	10	21	12	3	67

2-Pt. Conversions: Team 2-2 (Burress-1, Tuman-1), Opponents 0-1

SACKS: Porter 1.0, Farrior 1.0, von Oelhoffen 1.0

RUSHING	No.	Yds	Avg	Lg	TD
A. Zereoue	27	122	4.5	36	1
A. Randle El	2	14	7.0	11	0
T. Maddox	2	7	3.5	8	0
H. Ward	3	5	1.7	11	0
J. Bettis	4	4	1.0	4	0
C. Fuamatu-Ma'afala	12	30	2.5	8	0
TEAM	40	156	3.9	36	2
OPPONENTS	64	137	2.1	23	3

RECEIVING	No.	Yds	Avg	Long	TD
H. Ward	18	186	10.3	21t	3
A. Randle El	9	138	15.3	30	0
P. Burress	8	162	20.3	40	1
T. Mathis	6	80	13.3	22	0
C. Fuamatu-Ma'afala	3	25	8.3	10	0
J. Tuman	3	18	6.0	9	1
D. Kreider	2	14	7.0	8	0
A. Zereoue	2	10	5.0	6	0
TEAM	51	633	12.4	40	5
OPPONENTS	53	767	14.5	83	5

INTERCEPTIONS	No.	Yds	Avg	Lg	TD
M. Logan	1	14	14.0	14	0
C. Scott	1	0	0.0	0	0
D. Townsend	1	0	0.0	0	0
TEAM	3	14	4.7	14	0
OPPONENTS	3	57	19.0	28	0

PUNTING	No.	Yds	Avg	Net	TB	In	Lg	Bl
T. Rouen	12	403	33.6	25.3	1	3	40	0
TEAM	12	403	33.6	25.3	1	3	40	0
OPPONENTS	11	385	35.0	24.9	1	2	42	0

PUNT RETURNS	Ret	FC	Yds	Avg	Lg	TD
A. Randle El	6	3	91	15.2	66t	1
TEAM	6	3	91	15.2	66t	1
OPPONENTS	3	5	79	26.3	59	0

KICKOFF RETURNS	No.	Yds	Avg	Lg	TD
A. Randle El	5	88	17.6	32	0
H. Poteat	4	55	13.8	20	0
L. Mays	3	81	27.0	33	0
TEAM	12	224	18.7	33	0
OPPONENTS	12	191	15.9	38	0

FIELD GOALS	1-19	20-29	30-39	40-49	50+
J. Reed	0/0	0/0	2/2	1/3	0/0
Team	0/0	0/0	2/2	1/3	0/0
Opponents	0/0	2/2	1/1	1/2	0/0

J. Reed: (46WL)(30G,39G,44WL,40G)
OPPONENTS: (31G,24G)(42G,48WR,26G)

PASSING	Att	Cmp	Yds	Cmp%	Yds/Att	TD	TD%	Int	Int%	Lg	Sack/Lost	Rating
T. Maddox	89	51	633	57.3	7.1	5	5.6	3	3.4	40	4/33	84.2
A. Randle El	1	0	0	0.0	0.0	0	0.0	0	0.0	0	0/0	39.6
TEAM	90	51	633	56.7	7.0	5	5.6	3	3.3	40	4/33	83.2
OPPONENTS	88	53	767	60.2	8.7	5	5.7	3	3.4	83	3/27	93.3

2002 STEELERS POSTSEASON DEFENSIVE/SPECIAL TEAMS STATISTICS

Player	U	A	Tot	Sack/	SPECIAL TEAMS STATISTICS										
				Yds.	Int	TFL	PD	FF	FR	U	A	Tot	FF	FR	BL
Lee Flowers	15	6	21	0/0	0	1.5	0	0	1	0	0	0	0	0	0
Joey Porter	12	3	15	1/15	0	3.5	0	0	0	0	0	0	0	0	0
James Farrior	10	3	13	1/5	0	2.0	2	0	0	0	0	0	0	0	0
Brent Alexander	8	4	12	0/0	0	0	0	0	0	1	1	2	0	0	0
Kendrell Bell	8	3	11	0/0	0	1.5	1	0	0	0	0	0	0	0	0
Larry Foote	7	4	11	0/0	0	0	0	0	0	0	0	0	0	0	0
Jason Gildon	10	0	10	0/0	0	0.5	1	0	0	0	0	0	0	0	0
Deshea Townsend	9	1	10	0/0	1	1.0	3	0	0	0	0	0	0	0	0
Casey Hampton	4	3	7	0/0	0	3.0	0	1	1	0	0	0	0	0	0
Dewayne Washington	3	1	4	0/0	0	1.0	2	0	0	1	0	1	0	0	0
Kimo von Oelhoffen	3	1	4	1/7	0	1.0	0	0	0	0	0	0	0	0	0
Mike Logan	3	0	3	0/0	1	1.0	1	0	0	0	0	0	0	0	0
Aaron Smith	2	1	3	0/0	0	1.0	0	0	1	0	0	0	0	0	0
Chris Hope	2	1	3	0/0	0	0	0	0	0	5	0	5	0	0	0
Hank Poteat	2	0	2	0/0	0	0	0	0	0	0	0	0	0	0	0
Clark Haggans	1	1	2	0/0	0	0	0	0	0	2	0	2	0	0	0
Chad Scott	1	0	1	0/0	1	0	1	0	0	0	0	0	0	0	0
Rodney Bailey	0	1	1	0/0	0	0	0	0	0	0	0	0	0	0	0
Chris Fuamatu-Ma'afala	0	0	0	0/0	0	0	0	0	0	2	1	3	0	0	0
Lee Mays	0	0	0	0/0	0	0	0	0	0	1	0	1	0	0	0
Chidi Iwuoma	0	0	0	0/0	0	0	0	0	0	1	0	1	0	0	0
Matt Cushing	0	0	0	0/0	0	0	0	0	0	1	0	1	0	0	0
Brett Kiesel	0	0	0	0/0	0	0	0	0	0	0	1	1	0	0	0
TOTALS	100	33	133	3/27	3	17	11	1	3	14	3	17	0	0	0
OPPONENTS	83	32	115	4/33	3	12	15	0	0	14	5	19	0	1	0



PLAYOFFS



**AFC
WILD CARD
GAME**

STEELERS 36 BROWNS 33

Jan. 5, 2003



PITTSBURGH—The Steelers rallied from a 13-point fourth-quarter deficit to defeat the Cleveland Browns, 36-33, in one of the most thrilling games in team history.

The Steelers overcame three early turnovers and several big plays by Cleveland to register their third come-from-behind victory over the Browns this season.

Pittsburgh trailed 24-7 in the third quarter and 33-21 in the fourth period before scoring two touchdowns in the final 3:06 to win the game.

The Browns took a 14-0 lead on a one-yard touchdown run by running back William Green and a 32-yard touchdown pass from quarterback Kelly Holcomb to wide receiver Dennis Northcutt.

Northcutt's touchdown was set up when Steelers rookie wide receiver Antwaan Randle El muffed a punt and the Browns recovered. However, Randle El rebounded to return his next punt 66 yards for a touchdown to make the score, 14-7. It was the longest postseason punt return in Steelers history and the first-ever punt return for a touchdown in the postseason by a Steeler.

The Browns increased their lead to 24-7 on a 31-yard field goal by kicker Phil Dawson in the second quarter and a 15-yard touchdown pass to Northcutt in the third period.

Steelers quarterback Tommy Maddox, who threw for a team postseason-record 367 yards and three touchdowns,

connected with wide receiver Plaxico Burress for a six-yard touchdown pass with 3:50 left in the third quarter to close the score to 24-14.

A 22-yard touchdown pass from Holcomb to wide receiver Andre Davis increased Cleveland's lead to 33-21 after the Browns failed on a two-point conversion attempt.

The Steelers refused to quit, and with 5:30 remaining in the game, Maddox led Pittsburgh on a 10-play, 77-yard drive, including a five-yard touchdown pass to wide receiver Hines Ward that made the score, 33-28.

The Steelers forced Cleveland to punt on their next possession, and Pittsburgh drove 61 yards in 1:41, culminating with a three-yard touchdown run by running back Chris Fuamatu-Ma'afala. Randle-El then completed a pass to Tuman for the two-point conversion to give the Steelers a 36-33 lead with 0:54 left in the game.

Cleveland had one more possession, but Pittsburgh's defense denied the Browns and secured the Steelers' victory.

Browns	7	10	7	9	33
STEELERS	0	7	7	22	36

TEAM	Q	TIME	PLAY	DRIVE	SCORE
CLE	1	13:44	Green 1 run (Dawson kick)	4-80; 1:16	0-7
CLE	2	14:38	Northcutt 32 pass from Holcomb (Dawson kick)	1-32; 0:06	0-14
PIT	2	9:35	Randle El 66 punt return (Reed kick)	—; —	7-14
CLE	2	0:49	Dawson 31 FG	10-45; 4:24	7-17
CLE	3	12:11	Northcutt 15 pass from Holcomb (Dawson kick)	3-14; 0:49	7-24
PIT	3	3:50	Burress 6 pass from Maddox (Reed kick)	10-71; 3:45	14-24
CLE	4	14:52	Dawson 24 FG	8-64; 3:58	14-27
PIT	4	12:28	Tuman 3 pass from Maddox (Reed kick)	6-65; 2:24	21-27
CLE	4	10:17	Andre Davis 22 pass from Holcomb (pass failed)	5-61; 2:11	21-33
PIT	4	3:06	Ward 5 pass from Maddox (Reed kick)	10-77; 2:24	28-33
PIT	4	0:54	Fuamatu-Ma'afala 3 run (Randle El-Tuman pass)	6-61; 1:41	36-33

Attendance: 62,595

TEAM STATISTICS

	Browns	Steelers
1st Downs	21 (2-18-1)	30 (3-24-3)
3rd Downs	8-17 (47%)	3-10 (30%)
4th Downs	0-0 (0%)	0-0 (0%)
Total Net Yards	447	432
Plays-Avg.	73-6.1	71-6.1
Rushing Yards	38	89
Att.-Avg.	28-1.4	20-4.5
Passing Yards	409	343
Sacked by Opp.	2-20	3-24
Pass-Att.-Comp.	43-26-1	48-30-2
Punts-Avg.	7-38.6	6-35.3
Penalties	9-75	4-35
Fumbles-Lost	0-0	1-1
Time of Pos.	33:02	26:58

INDIVIDUAL STATISTICS

RUSHING: **Bal.** — Green 25-30, 1 TD; Northcutt 1-5; Holcomb 2-3. **Pit.** — Zereoue 13-73; Maddox 2-7; Fuamatu-Ma'afala 2-4, 1 TD; Ward 1-4; Randle El 1-3; Bettis 1- (-2).

PASSING: **Cle.** — Holcomb 43-26-1, 429, 3 TD; Johnson 0-0-0, 0. **Pit.** — Maddox 48-30-2, 367, 3 TD.

RECEIVING: **Cle.** — Northcutt 6-92, 2 TD; White 5-45; Johnson 4-140; Campbell 3-31; Andre Davis 2-65, 1 TD; Morgan 2-30; Green 2-8; King 1-16; Sanders 1-2. **Pit.** — Ward 11-104, 1 TD; Burress 6-100, 1 TD; Randle El 5-85; Mathis 3-40; Tuman 3-18, 1 TD; Fuamatu-Ma'afala 2-20.


**AFC
DIVISIONAL
PLAYOFF**
TITANS 34 STEELERS 31
Jan. 11, 2003


NASHVILLE—The Steelers lost a hard-fought game against the Tennessee Titans in overtime, 34-31, and finished short of their goal of a sixth Super Bowl appearance.

The Titans jumped out to a 14-0 first-quarter lead, but the Steelers battled back to score 20 straight points by early in the third quarter.

Safety Lee Flowers recovered a fumble by Tennessee running back Eddie George at the Titans' eight-yard line. Steelers quarterback Tommy Maddox completed an eight-yard touchdown pass to wide receiver Hines Ward two plays later to close the score to 14-7 in the second quarter.

Steelers' cornerback Chad Scott, who played the game with a broken right thumb, intercepted Tennessee's Steve McNair at the Pittsburgh 41-yard line on the Titans' next drive. The interception led to kicker Jeff Reed's 30-yard field goal, which closed the score to 14-10 midway through the second quarter.

Maddox led Pittsburgh on an eight-play, 61-yard drive at the end of the second quarter and Reed's 39-yard field goal made the score 14-13 at the end of the half.

Tennessee received the second-half kickoff, and on the first play from scrimmage, Steelers nose tackle Casey Hampton tackled George for a two-yard loss, forcing a fumble that was recovered by defensive end Aaron Smith. George received a concussion and did not return to the game.

Pittsburgh capitalized on the fumble on the first play from scrimmage when running back Amos Zereoue broke several tackles and raced 31 yards for a touchdown and a 20-14 Steelers lead.

The Titans took a 21-20 lead on their next possession on a seven-yard touchdown pass from McNair to tight end Frank Wycheck. Tennessee increased their lead to 28-20 when tight end Erron Kinney caught a two-yard touchdown pass from McNair.

Maddox connected with Ward for a 21-yard touchdown pass in the fourth quarter to make the score 28-26. Ward tied the game when he rolled right and completed a pass to Plaxico Burress for the two-point conversion.

Reed's 40-yard field goal and a 42-yard kick by Tennessee kicker Joe Nedney made the score 31-31 in the fourth quarter. However, Nedney missed a 48-yard attempt at the end of regulation and the game went into overtime.

Tennessee received the ball in overtime and McNair completed two passes for 53 yards to wide receiver Justin McCareins to put the Titans in field-goal position. Nedney missed a 31-yard attempt, but Steelers cornerback Dewayne Washington was flagged for running into the kicker. Nedney then converted a 26-yard attempt to give the Titans a 34-31 victory.

STEELERS	0	13	7	11	0	31
Titans	14	0	14	3	0	34
TEAM	Q	TIME	PLAY	DRIVE	SCORE	
TEN	1	11:01	McNair 8 run (Nedney kick)	7-52; 3:19	0-7	
TEN	1	0:17	George 1 run (Nedney kick)	16-76; 9:03	0-14	
PIT	2	9:29	Ward 8 pass from Maddox (Reed kick)	2-8; 9:03	7-14	
PIT	2	6:47	Reed 30 FG	5-47; 1:53	10-14	
PIT	2	0:00	Reed 39 FG	8-61; 1:35	13-14	
PIT	3	14:37	Zereoue 31 run (Reed kick)	1-31; 0:08	20-14	
TEN	3	9:37	Wycheck 7 pass from McNair (Nedney kick)	8-63; 5:00	20-21	
TEN	3	4:38	Kinney 2 pass from McNair (Nedney kick)	8-58; 4:04	20-28	
PIT	4	10:09	Ward 21 pass from Maddox (Ward-Burress pass)	6-65; 2:07	28-28	
PIT	4	8:30	Reed 40 FG	5-35; 1:24	31-28	
TEN	4	5:40	Nedney 42 FG	7-34; 2:50	31-31	
TEN	5	12:45	Nedney 26 FG	5-61; 2:15	31-34	

Attendance: 68,809

TEAM STATISTICS			INDIVIDUAL STATISTICS	
	Steelers	Titans	RUSHING: Pit. — Zereoue 14-49, 1 TD; Randle El 1-11; Bettis 3-6; Ward 2-1. Ten. — George 15-33, 1 TD; McNair 8-29, 1 TD; Mason 2-20; Holcombe 11-17.	
1st Downs	21 (4-12-5)	29 (10-18-1)	PASSING: Pit. — Maddox 41-21-1, 266, 2 TD; Randle El 1-0-0, 0. Ten. — McNair 44-27-2, 338, 2 TD; O'Donnell 1-0-0, 0.	
3rd Downs	4-14 (29%)	12-18 (67%)	RECEIVING: Pit. — Ward 7-82, 2 TD; Randle El 4-53, Mathis 3-40; Burress 2-62; Kreider 2-14; Zereoue 2-10; Fuamatu-Ma'afala 1-5. Ten. — Wycheck 10-123, 1 TD; Bennett 7-85; Mason 5-47; McCareins 2-53; Kinney 2-20; Holcombe 1-10.	
4th Downs	0-0 (0%)	1-1 (100%)		
Total Net Yards	324	430		
Plays-Avg.	63-5.1	82-5.2		
Rushing Yards	67	99		
Att.-Avg.	20-3.4	36-2.8		
Passing Yards	257	331		
Sacked by Opp.	1-9	1-7		
Pass-Att.-Comp.	42-21-1	45-27-2		
Punts-Avg.	6-31.8	4-28.8		
Penalties	6-41	8-92		
Fumbles-Lost	0-0	2-2		
Time of Pos.	24:43	37:32		



2002 TOP INDIVIDUAL PERFORMANCES

TOP STEELERS INDIVIDUAL PERFORMANCES IN 2002

Rushing Yards (100 or More)

Player	Opponent	Date	No.	Yds.	Avg.	LG	TD
Amos Zereoue	Atlanta	11/10/02	37	123	3.3	13	0
Amos Zereoue	Cleveland	11/3/02	29	111	3.8	27	0
Jerome Bettis	Cincinnati	10/13/02	21	109	5.2	41	2
Amos Zereoue	Baltimore	12/29/02	26	104	4.0	22	2

Receiving Yards (100 or More)

Player	Opponent	Date	No.	Yds.	Avg.	LG	TD
Plaxico Burress	Atlanta	11/10/02	9	253*	28.1	62	2
Hines Ward	Tennessee	11/17/02	10	168	16.8	72	2
Plaxico Burress	Cincinnati	10/13/02	8	149	18.6	36	0
Hines Ward	Atlanta	11/10/02	11	139	12.6	30	1
Plaxico Burress	Tampa Bay	12/23/02	5	127	25.4	41	0
Hines Ward	Cincinnati	11/24/02	5	125	25.0	64	1
Plaxico Burress	Carolina	12/15/02	6	120	20.0	47	1
+Hines Ward	Cleveland	1/5/03	11	104	9.5	19	1
Hines Ward	Cleveland	9/29/02	9	104	11.6	29	0
+Plaxico Burress	Cleveland	1/5/03	6	100	16.7	24	1

Passing Yards (300 or More)

Player	Opponent	Date	Att.	Comp.	Yds.	TD	Int.
Tommy Maddox	Atlanta	11/10/02	41	28	473*	4	1
+Tommy Maddox	Cleveland	1/5/03	48	30	367	3	2
Tommy Maddox	Houston	12/8/02	57	30	325	0	2

TOP OPPONENT INDIVIDUAL PERFORMANCES IN 2002

Rushing Yards (100 or More)

Player	Opponent	Date	No.	Yds.	Avg.	LG	TD
Warrick Dunn	Atlanta	11/10/02	20	129	6.5	59	1
Deuce McAllister	New Orleans	10/6/02	23	123	5.3	52	2
Jamel White	Cleveland	9/29/02	16	105	6.6	54	1

Receiving Yards (100 or More)

Player	Opponent	Date	No.	Yds.	Avg.	LG	TD
Chad Johnson	Cincinnati	11/24/02	7	152	21.7	55	0
Todd Heap	Baltimore	12/29/02	7	146	20.9	42	1
+Kevin Johnson	Cleveland	1/5/03	4	140	35.0	83	0
Keyshawn Johnson	Tampa Bay	12/23/02	8	132	16.5	23	1
Shawn Jefferson	Atlanta	11/10/02	9	131	14.6	43	1
++Frank Wycheck	Tennessee	1/11/03	10	123	12.3	39	1

Passing Yards (300 or More)

Player	Opponent	Date	Att.	Comp.	Yds.	TD	Int.
+Kelly Holcomb	Cleveland	1/5/03	43	26	429	3	1
Rich Gannon	Oakland	9/15/02	64	43	403	1	2
++Steve McNair	Tennessee	1/11/03	44	27	338	2	2
Jeff Blake	Baltimore	12/29/02	26	19	336	2	2
Peyton Manning	Indianapolis	10/21/02	48	32	304	1	3

* Steelers Record

+ Wild Card Game

++ Divisional Playoff



STEELERS HISTORY



The fifth-oldest franchise in the NFL, the Steelers were founded on July 8, 1933 by Arthur Joseph Rooney. Originally named the Pittsburgh Pirates, they were a member of the Eastern Division of the 10-team NFL. The other four current NFL teams in existence at that time were the Chicago (Arizona) Cardinals, Green Bay Packers, Chicago Bears and New York Giants.

One of the great pioneers of the sports world, Art Rooney passed away on August 25, 1988 following a stroke at the age of 87. "The Chief," as he was affectionately known, is enshrined in the Pro Football Hall of Fame and is remembered as one of Pittsburgh's great people.

Born on January 27, 1901 in Coultsville, Pa., Art Rooney was the oldest of Daniel and Margaret Rooney's nine children. He grew up in Old Allegheny, now known as Pittsburgh's North Side, and until his death he still lived on the North Side just a short distance from Three Rivers Stadium.

Rooney attended St. Peter's Parochial School and Duquesne University Prep School. He studied collegiately at Indiana (Pa.) Normal, which is now Indiana University of Pennsylvania, as well as at Georgetown and Duquesne.

An exceptional all-around athlete, Rooney held middleweight and welterweight titles from the AAU Boxing Championships and was named to the U.S. Olympic Boxing Team in 1920, although he did not participate in the Olympic Games. He played minor league baseball from 1920-25 before a promising career was cut short by an arm injury. Rooney continued playing football for several semi-pro teams in the Pittsburgh area. He was married on June 11, 1931 to Kathleen McNulty, and the couple had five sons — Daniel, Art Jr., Tim, John and Pat. In 1964, Rooney was inducted into the Pro Football Hall of Fame for his contributions to the growth of the NFL and the Pittsburgh Steelers.

By the mid-1960s, Steelers founder Art Rooney had begun to turn over much of the operation of the Steelers to his oldest son, Dan. After having worked in every area of the organization since 1955, Daniel M. Rooney was named president of the Steelers in 1975. In 2000, Dan Rooney was inducted into the Pro Football Hall of Fame. He joined his father Art to form only the second father-son tandem to be inducted into the Hall of Fame. New York Giants owner Wellington Mara and his father Tim were the first.

Now in his 48th year with the organization, he is one of the most active NFL owners and one of Pittsburgh's most involved executives in civic affairs. Among his community activities, Dan Rooney is a board member for The United Way of America, The American Ireland Fund, The American Diabetes Association, Presbyterian University Hospital, The Pittsburgh History and Landmarks Foundation and Duquesne University.

Dan Rooney has been a member of several NFL committees over the past 30-plus years. He has served on the board of directors for the NFL Trust Fund, NFL Films and the Scheduling Committee. He was appointed chairman of the Expansion Committee in 1973, which considered new franchise locations and directed the addition of Seattle and Tampa Bay as expansion teams in 1976.

In 1976 Rooney was also named chairman of the Negotiating Committee, and in 1982 he contributed to the negotiations for the Collective Bargaining Agreement for the NFL and the Players' Association. He again played a key role in the labor agreement reached between NFL owners and players in 1993. Rooney was also largely responsible for developing the realignment plan and scheduling format that the NFL adopted prior to the 2002 season. In October 2002, he was named chairman of the NFL's Diversity in the Workplace Committee. Rooney is currently a member of the eight-person Management Council Executive Committee, the Hall of Fame Committee, and the NFL Properties Executive Committee. In February 1999, he was named the recipient of the Philadelphia Maxwell Football Club's Francis J. "Reds" Bagnell Award for outstanding contributions to the game of football.

Daniel M. Rooney was born on Pittsburgh's North Side on July 20, 1932. He is a 1950 graduate of North Catholic High School, where he played quarterback on the varsity football team. He went on to graduate from Duquesne University in 1955 with a



bachelor of arts degree in accounting. Rooney and his wife Patricia live on the North Side. The Rooneys have nine children.

1930s: After founding the Pirates in 1933, Art Rooney watched his club struggle through its first seven seasons with just 22 wins and five different head coaches. While home games were played at Forbes Field, Rooney often took his team to such cities as Johnstown, Latrobe, Youngstown, New Orleans, and Louisville in the 1930s due to competition with baseball and college football.

In 1938 Rooney signed Colorado All-America Byron "Whizzer" White to a \$15,800 contract, making White the first "big money" player in the NFL. White led the league in rushing that year and became one of the NFL's most illustrious alumni. He served 31 years as a Justice of the United States Supreme Court before retiring in 1993.

1940s: In 1940 Rooney changed the team name to the Pittsburgh Steelers, representing the heritage of Pittsburgh. The first winning record in the organization's history came in 1942 when head coach Walt Kiesling led the Steelers to a 7-4 finish with the league-leading rushing of rookie Bill Dudley. But the next year Dudley joined the Armed Forces along with many other NFL players as the nation went to war. With rosters depleted, Rooney merged the Steelers with the Philadelphia Eagles in 1943 (Phil-Pitt "Steagles") and with the Chicago Cardinals (Card-Pitt) in 1944.

Rooney hired legendary Pitt coach Jock Sutherland in 1946, and Dudley returned from the war to earn NFL MVP honors, leading the league in rushing, interceptions, and punt returns. Today, Dudley is a member of the Pro Football Hall of Fame.

Sutherland led the 1947 Steelers to an 8-4 record and a share of the Eastern division title, but they lost their first-ever postseason game, 21-0, to Philadelphia. Sutherland died suddenly the following spring while on a scouting trip.

1950s: Succeeding Sutherland, John Michelosen was head coach for the 1948-51 seasons, compiling a 20-26-2 record. In 1952 Joe Bach returned for his second stint with the Steelers, having coached the team previously in 1935-36. The Steelers became the last team to abandon the single wing for the T-formation in 1952.

Bach resigned for health reasons following the 1954 season and was replaced by assistant coach Walt Kiesling, who had been the Steelers' head coach twice previously. Kiesling's three stints covered the 1939-40, 1941-44, and 1954-56 campaigns.

1960s: Buddy Parker was named head coach in 1957 and over the next eight years he led the Steelers to five non-losing seasons. Hall of Fame quarterback Bobby Layne quarterbacked the team through three of those campaigns, leading the Steelers to a 9-5 mark and a playoff game vs. Detroit in 1962, which the Steelers lost 17-10. Parker completed his tenure with a 51-48-6 record and ranks third among all-time Steelers coaches for career wins.

On October 25, 1964, the Steelers made team history when they retired jersey No. 70 in honor of former defensive tackle Ernie Stautner. Stautner, who was inducted into the Pro Football Hall of Fame in 1969, remains the only Steelers player to have his jersey retired.

Brief stints by Mike Nixon in 1965 and Bill Austin from 1966-68 preceded the hiring of the 37-year-old Chuck Noll on January 27, 1969. Noll began to rebuild the Steelers through the draft, starting with the defense when he selected defensive tackle Joe Greene with his first choice in 1969. Today Greene is a member of the Pro Football Hall of Fame.

1970s: A 1-13 record in 1969 gave the Steelers the first overall choice in the 1970 draft, with which Noll addressed the offense by selecting quarterback Terry Bradshaw, another Hall of Famer, after the Steelers won the first selection by winning a coin toss with the Chicago Bears. Cornerback Mel Blount was added in the third round that year, followed by linebacker Jack Ham in 1971 and running back Franco Harris in 1972. In all, Noll drafted nine players who are now enshrined in the Hall of Fame including three in his first 20 picks and four of his first 38.

Two significant changes took place in 1970, when the Steelers moved from the NFL Century Division to the AFC Central with the merger of the American Football League and the NFL. The Steelers also moved into a new home as Three Rivers Stadium opened. Previously, the Steelers had played home games at Forbes Field



from 1933-57 and at both Forbes Field and Pitt Stadium from 1958-63. From 1964-69 the Steelers played at Pitt Stadium until Three Rivers opened in 1970.

Gradual improvement in the early 1970s resulted in the team's first division title in 1972 with an 11-3 record. In the first playoff game at Three Rivers the Steelers defeated the Oakland Raiders 13-7 with Franco Harris' "Immaculate Reception" in the final minute. Despite a 21-17 loss the following week to the undefeated Miami Dolphins, the Steelers had reached a new plateau.

It took 40 years for the Steelers to finally win their first division title, but over the next decade they achieved a level of success unprecedented in professional football.

In 1973 the Steelers won a wild card playoff berth with a 10-4 record. Oakland avenged their loss from the previous year, however, with a 33-14 defeat of the Steelers in the playoffs.

The Steelers won their first of six consecutive AFC Central titles in 1974 and marched past Buffalo (32-14) and Oakland (24-13) en route to their first Super Bowl appearance in Super Bowl IX. The fierce Pittsburgh defense led the way to a 16-6 victory vs. the Minnesota Vikings, and Art Rooney was presented the Vince Lombardi Trophy for the first time.

In 1975 the Steelers won 11 straight games to finish 12-2 and claim their second consecutive division crown. After defeating Baltimore (28-10) and Oakland (16-10) in the playoffs the Steelers became the third team in NFL history, joining Green Bay and Miami, to win back-to-back Super Bowls with a 21-17 win versus the Dallas Cowboys in Super Bowl X.

The 1976 Steelers struggled to a 1-4 start before reeling off nine straight victories including five shutouts to win the division with a 10-4 mark. They defeated Baltimore 40-14 in the playoffs, but lost to Oakland, 24-7, after both starting running backs, Franco Harris and Rocky Bleier, were injured. The following year the Steelers dropped a 34-21 decision to Denver in the first round of the playoffs after posting a 9-5 regular-season record.

In 1978 the Steelers made history after a league-best 14-2 regular season and playoff wins versus Denver (33-10) and Houston (34-5). Their 35-31 Super Bowl XIII win versus Dallas made the Steelers the first team to win three Super Bowls.

Yet another standard was set the following year when the 1979 Steelers defeated the Los Angeles Rams, 31-19, in Super Bowl XIV to make them the first team in history to win four Super Bowls and the only team to win back-to-back Super Bowls twice. The Super Bowl victory followed a 12-4 regular season and playoff wins versus Miami (34-14) and Houston (27-13). With six consecutive AFC Central crowns, eight straight years of playoff appearances and four Super Bowl championships, the Steelers were tagged the "Team of the Decade" for the 1970s.

1980s: As the 1980s opened the Steelers stumbled, failing to make the playoffs in 1980 and 1981 with records of 9-7 and 8-8.

In 1982 the Steelers celebrated the team's 50th anniversary by qualifying for the playoffs with a 6-3 finish in a strike-interrupted season. During the season an anniversary banquet was held to commemorate the team's first 50 seasons and to honor the Steelers' all-time team as selected by fan voting. Thousands of fans were attracted to Pittsburgh for a week of activities and exhibits before the anniversary season was ended by San Diego's 31-28 win in the playoffs. This would be the last playoff game at Three Rivers until the 1992 season, a span of 10 years.

The 1983 Steelers won their eighth division title with a 10-6 record, but fell in the postseason, 38-10, to the Los Angeles Raiders. The following year the Steelers won their ninth division crown and the team advanced to the AFC Championship game with a 24-17 playoff win at Denver. A 45-28 loss to Miami in the AFC Championship game prevented the Steelers from a fifth Super Bowl appearance.

The Steelers' streak of 13 consecutive non-losing seasons came to an end in 1985 with a 7-9 finish, followed by 6-10 in 1986. Playoff hopes remained alive in 1987 until the Steelers lost their last two games to finish 8-7 during the strike-shortened season.

In 1988 the team suffered through its worst campaign in 19 years with a 5-11 record. The next season got off to a similar start with losses of 51-0 and 41-10 in the first two

games as the offense failed to score in the first month of the season. But the young team fought back to finish 9-7 and earn a wild card playoff berth on the season's final weekend. An exciting 26-23 overtime playoff win in Houston was followed by a heart-breaking 24-23 divisional playoff loss at Denver in which the Steelers led until the final minutes.

1990s: A 9-7 finish in 1990 left the Steelers in a three-way tie for the AFC Central lead, but they were eliminated from playoff contention by a 2-4 division record. The 1991 team finished second in the division despite a 7-9 record, winning the last two games under Noll at home against the Cincinnati Bengals and Cleveland Browns.

On December 26, 1991 Noll announced his retirement from football after 39 consecutive seasons, the last 23 as the Steelers' head coach which made him one of only four men to coach the same team for 23 consecutive years. He left as the fifth-winningest coach in NFL history with an overall record of 209-156-1, and as the only coach to win four Super Bowls. Noll was rewarded in 1993 with his election to the Hall of Fame in his first year of eligibility.

A new era began in 1992 with the retirement of Noll and the arrival of 34-year-old Bill Cowher, the National Football League's youngest head coach at the time he assumed control. In the first season of the new era, the Steelers won the AFC Central division crown for the first time since 1984 with an 11-5 record. While the team enjoyed new-found success, Cowher was recognized by the Associated Press as the NFL's Coach of the Year and six Steelers played in the Pro Bowl, the most in more than a decade.

Under Cowher the Steelers became the first AFC team since the 1970 merger to claim its 10th division title. Their 11-5 record equaled the best in the conference and gave the Steelers home field advantage throughout the playoffs. However, in the first postseason game at Three Rivers in exactly 10 years the Steelers were defeated by eventual AFC champion Buffalo, 24-3.

In 1993, the Steelers earned a wild card playoff berth, marking their first consecutive playoff appearances since the 1983-84 seasons. A 9-7 record was good for second place in the division, but the season ended in a 27-24 overtime loss at Kansas City in the AFC Wild Card game.

The 1994 Steelers won seven of their final eight regular-season games for their strongest finish since 1978. They captured their second division title in three years with the AFC's best record of 12-4. After a 29-9 victory over the Cleveland Browns in the first round of the playoffs, Pittsburgh hosted their first AFC Championship game since 1979. The game went down to the wire and the Steelers lost to the San Diego Chargers, 17-13.

At 38, Bill Cowher became the youngest head coach to lead his team to a Super Bowl. Along the way, Cowher's team captured their third AFC Central division title in four years, made their fourth straight playoff appearance, and won the Steelers' first AFC title since 1979. After a first-round bye, they defeated the Buffalo Bills (40-21) and the Indianapolis Colts (20-16), before losing to the Dallas Cowboys, 27-17, in Super Bowl XXX in Tempe, Arizona.

In 1996, injuries forced Cowher to use 40 different starters during the course of the season. But the Steelers' "never-say-die" attitude led to a 10-6 finish and their fifth consecutive trip to the playoffs. Cowher earned his 50th regular-season win Nov. 3, 1996 in his 73rd game to become the eighth fastest to reach 50 wins. He ended the season with 57 career victories ranking him as the second winningest coach in team history, behind his predecessor Noll.

The Steelers captured their fourth consecutive AFC Central title in 1997, while posting an 11-5 record. They were one play away from earning their sixth Super Bowl appearance and lost to Denver, 24-21, in the AFC Championship game.

In 1998, the Steelers finished a disappointing 7-9, losing their last five regular-season games and missing the playoffs for the first time under Bill Cowher. It marked the first time that Cowher had been associated with a team with a losing record during his 14-year coaching career.

The Steelers suffered their second consecutive losing season under Cowher in



1999, when their record fell to 6-10, including a six-game losing streak. The Steelers fourth-place finish in the AFC Central was the team's worst finish under Bill Cowher.

2000s: The Steelers began a new century with a renewed commitment. After starting the 2000 season with an 0-3 record, the Steelers rebounded to win five straight games, finished the year at 9-7, and barely missed their seventh postseason appearance under Cowher during the final week of the season. Much of the team's success was the result of what many considered to be the finest coaching job of Cowher's career, combined with a resurgent running game that ranked fourth in the NFL and a defense that finished the year fifth overall.

However, 2000 may be remembered most for being the final season for the Steelers at Three Rivers Stadium. The Steelers were 4-4 during their final season at Three Rivers Stadium, including victories in four of their final six home games. The Steelers won their final game at Three Rivers, 24-3, against the Washington Redskins on Dec. 16.

The Steelers finished 31 seasons at Three Rivers Stadium (1970-2000) with an 182-73 home record, including the postseason. The Steelers recorded their largest regular-season home attendance figures (440,428) since 1998 in the final season, including a season-high 58,183 fans during the final game in stadium history.

The Steelers began a new era in team history in 2001 with the opening of their new stadium, Heinz Field. The Steelers posted an AFC-best 13-3 regular-season record, second-best in team history, including a 7-1 mark at home, and advanced to the AFC Championship Game.

The inaugural game at Heinz Field was originally scheduled to be a nationally televised Sunday Night game on Sept. 16. However, the Sept. 11 terrorist attacks on America forced the NFL to postpone all games that weekend — which were eventually rescheduled for the end of the season. As a result, the Steelers opened Heinz Field Sunday, Oct. 7 with a 16-7 win against the Cincinnati Bengals.

The Steelers defeated the defending Super Bowl Champion Baltimore Ravens, 27-10, in the AFC Divisional Playoffs, in the first-ever postseason game played at Heinz Field. However, they suffered a disappointing, 24-17, loss at home in the AFC Championship game to the eventual Super Bowl-champion New England Patriots, and fell short of their sixth appearance in the Super Bowl.

The Steelers entered the 2002 season with high hopes and Super Bowl aspirations. An 0-2 start to the season and a sluggish offensive performance through three quarters of the team's third game triggered a change at quarterback. Tommy Maddox replaced Kordell Stewart and led the Steelers to an overtime victory over the Cleveland Browns. Maddox remained the starter through the rest of the season, elevating the team's passing attack to new heights, while setting several team records along the way.

Pittsburgh reached the postseason for the second consecutive season and the eighth time under Cowher. The Steelers came from behind to defeat the Cleveland Browns, 36-33, at Heinz Field in the AFC Wild Card game. However, the team's Super Bowl hopes ended the following week, when they lost, 34-31, in overtime to the Tennessee Titans on the road.

The 2002 season ended with many positives on which the team can build in the future. A rejuvenated passing attack featuring two 1,000-yard receivers, the NFL's top-ranked defense against the run for the second straight season, and a strong-legged kicker who helped boost the performance of Pittsburgh's special teams provide a strong foundation as the Steelers enter the 2003 season.



STEELERS COLDEST GAMES

Date	Team	W-L	Score	Temp.
Sun., Dec. 10, 1977	at Cincinnati	L	10-17	2°
Sun., Dec. 17, 1989	vs. New England	W	28-10	5°
Sun., Jan. 4, 1976*	vs. Oakland	W	16-10	16°
Sun., Dec. 30, 2001	at Cincinnati	L	23-26	20°
Sun., Dec. 18, 1983	at Cleveland	L	17-30	20°
Sun., Jan. 20, 2002*	vs. Baltimore	W	27-10	21°
Sun., Dec. 15, 1985	vs. Buffalo	W	30-24	22°
Sun., Dec. 12, 1982	at Buffalo	L	0-13	22°
Sun., Jan. 6, 1980*	vs. Houston	W	27-13	22°

* Playoff game.

STEELERS WARMEST GAMES

Date	Team	W-L	Score	Temp.
Sun., Oct. 9, 1988	at Phoenix	L	14-31	94°
Sun., Sept. 20, 1992	at San Diego	W	23-6	92°
Sun., Sept. 6, 1998	at Baltimore	W	20-13	91°
Sun., Sept. 18, 1995	at Miami	L	10-23	91°
Sun., Sept. 10, 1981	at Miami	L	10-30	89°

Steelers Records at Heinz Field

Overall Record

14-4-1 (Regular season: 12-3-1; postseason: 2-1)

Steelers Biggest Wins-Worst Losses

Biggest Win: 33 points (47-14) (12/23/01 vs. Det.)

Worst Loss: 18 points (6-24) (12/8/02 vs. Hou.)

Largest Postseason Crowd

Attendance 64,704 (1/27/02 vs. New England)

Largest Regular Season Crowd

Attendance 63,763 (10/29/01 vs. Tennessee)

Most Yards Passing

473* Tommy Maddox (11/10/02 vs. Atlanta)

325 Tommy Maddox (12/8/02 vs. Houston)

Most Touchdown Passes

4 Tommy Maddox (11/10/02 vs. Atlanta)

Most Passes Completed

30 Tommy Maddox (12/8/02 vs. Houston)

Most Passing Attempts

57 Tommy Maddox (12/8/02 vs. Houston)

Longest Pass Play

621 Tommy Maddox to Plaxico Burress
(11/10/02 vs. Atlanta)

Most Receptions

11 Hines Ward (11/10/02 vs. Atlanta)

Most Yards Receiving

253* Plaxico Burress (11/10/02 vs. Atlanta)

151 Plaxico Burress (10/20/01 vs. Tennessee)

Most Yards Receiving By An Opponent

152 Chad Johnson (11/24/02 vs. Cincinnati)

Most Yards Rushing

153**Jerome Bettis (10/7/01 vs. Cincinnati)

Most Yards Rushing By An Opponent

129* Warrick Dunn (11/10/02 vs. Atlanta)

105 Jamel White (9/29/02 vs. Cleveland)

Most Rushing Attempts

37* Amos Zereoue (11/10/02 vs. Atlanta)

26 Amos Zereoue (12/29/02 vs. Baltimore)

Longest Rushing Play

48** Jerome Bettis (10/7/01 vs. Cincinnati)

Most Quarterback Sacks

3.0 Joey Porter (9/15/02 vs. Oakland)

Most Quarterback Sacks (Team)

6 (12/23/01 vs. Detroit; 12/15/02 vs. Carolina)

Longest Fumble Return

321 Troy Edwards (1/6/02 vs. Cleveland)

Longest Interception Return

84 Joey Porter (9/15/02 vs. Oakland)

Longest Kickoff Return

45 Antwaan Randle El (12/29/02 vs. Baltimore)

Longest Punt Return

31 Hank Poteat (10/29/01 vs. Tennessee)

Longest Punt Return for a TD

n/a

Longest Punt

64 Josh Miller (11/4/01 vs. Baltimore)

Longest Field Goal

48 Jeff Reed (12/29/02 vs. Baltimore)

48 Kris Brown (10/7/01 vs. Cincinnati;
11/18/01 vs. Jacksonville)

Coldest Game

31° (1/6/02 vs. Cleveland)

* Overtime

** Inaugural Game at Heinz Field



Steelers Records at Three Rivers Stadium

Overall Record

182-73 (Includes Regular & Postseason Games)

Steelers Biggest Wins-Worst Losses

Biggest Win: 42 points (45-3) (9/8/85 vs. Ind.)

Worst Loss: 51 points (0-51) (9/10/89 vs. Cleveland)

Largest Postseason Crowd

Attendance 61,545 (1/15/94 vs. San Diego)

Largest Regular Season Crowd

Attendance 60,808 (12/18/94 vs. Cleveland)

Most Yards Passing

374 Mark Malone (9/30/85 vs. Cincinnati)

Most Touchdown Passes

5 Mark Malone (9/8/85 vs. Indianapolis)

Most Passes Completed

30 Terry Bradshaw (11/25/79 vs. Cleveland)

30 Neil O'Donnell (10/19/95 vs. Cincinnati)

Most Passing Attempts

52 Neil O'Donnell (10/19/95 vs. Cincinnati)

Longest Pass Play

891 Neil O'Donnell to Dwight Stone (9/1/91 vs. San Diego)

Most Receptions

14 Courtney Hawkins (11/1/98 vs. Tennessee)

Most Yards Receiving

196 Yancey Thigpen (10/26/97 vs. Jacksonville)

Most Yards Receiving By An Opponent

258 Qadry Ismail (12/12/99 vs. Baltimore)

Most Yards Rushing

190 Barry Foster (9/13/92 vs. New York Jets)

Most Yards Rushing By An Opponent

234 Fred Taylor (11/19/00 vs. Jacksonville)

Most Rushing Attempts

41 Franco Harris (10/17/76 vs. Cincinnati)

Longest Rushing Play

75 Sidney Thornton (9/23/79 vs. Baltimore)

Most Quarterback Sacks

4½ Chad Brown (10/13/96 vs. Cincinnati)

4½ L.C. Greenwood (11/25/79 vs. Cleveland)

Most Quarterback Sacks (Team)

10 (10/13/96 vs. Cincinnati)

Longest Fumble Return

1021 Travis Davis (12/26/99 vs. Carolina)

Longest Kick Return

951 Larry Anderson (11/25/79 vs. Cleveland)

Longest Punt Return

67 John Stagger (9/26/71 vs. Cincinnati)

Longest Punt Return for a TD

53 Hank Poteat (12/16/00 vs. Washington)*

Longest Punt

72 Josh Miller (10/26/97 vs. Jacksonville)

Longest Field Goal

55 Gary Anderson (11/25/84 vs. San Diego)

Coldest Game

5° (12/17/89 vs. New England)

* Final Game at Three Rivers Stadium

STEELERS ATTENDANCE AT THREE RIVERS STADIUM

1970 - 318,698 (45,528)	1981 - 420,964 (52,621)	1992 - 427,282 (53,410)
1971 - 323,812 (46,259)	1982 - 208,890 (52,223)	1993 - 440,927 (55,116)
1972 - 340,549 (48,650)	1983 - 462,587 (57,823)	1994 - 461,272 (57,659)
1973 - 377,640 (47,205)	1984 - 447,288 (55,911)	1995 - 455,913 (56,989)
1974 - 325,457 (46,494)	1985 - 436,069 (54,509)	1996 - 466,944 (58,368)
1975 - 341,205 (46,744)	1986 - 414,937 (51,867)	1997 - 462,532 (57,817)
1976 - 330,620 (47,231)	1987 - 353,402 (50,486)	1998 - 464,619 (58,077)
1977 - 337,156 (48,165)	1988 - 396,044 (49,506)	1999 - 416,618 (52,077)
1978 - 380,258 (47,532)	1989 - 383,494 (47,937)	2000 - 440,428 (55,053)
1979 - 391,931 (48,991)	1990 - 434,769 (54,346)	
1980 - 424,106 (53,013)	1991 - 406,935 (50,867)	



STEELERS IN THE PRO BOWL

1951

HB Joe Geri (1)
LB Jerry Shipkey (1)
C Bill Walsh (1)

1952

HB Joe Geri (2)
G George Hughes (1)
LB Jerry Shipkey (2)
C Bill Walsh (2)

1953

HB Lynn Chandnois (1)
QB Jim Finks (1)
HB Ray Mathews (1)
DE Bill McPeak (1)
E Elbie Nickel (1)
LB Jerry Shipkey (3)
DT Ernie Stautner (1)

1954

HB Lynn Chandnois (2)
MG Dale Dodril (1)
G George Hughes (2)
DE Bill McPeak (2)
HB Ray Mathews (2)
E Elbie Nickel (2)
DT Ernie Stautner (2)

1955

MG Dale Dodril (2)
HB John Lattner (1)

1956

DB Jack Butler (1)
MG Dale Dodril (3)
HB Ray Mathews (3)
DT Ernie Stautner (3)
T Frank Varrichione (1)

1957

DB Jack Butler (2)
DE Bill McPeak (3)
E Elbie Nickel (3)
FB Fran Rogel (1)
DT Ernie Stautner (4)
T Frank Varrichione (2)

1958

DB Jack Butler (3)
MG Dale Dodril (4)
E Jack McClairn (1)
QB Earl Morrall (1)
DT Ernie Stautner (5)
T Frank Varrichione (3)

1959

DB Jack Butler (4)
DT Ernie Stautner (6)
HB Tom Tracy (1)
T Frank Varrichione (4)

1960

DB Dean Derby (1)
QB Bobby Layne (1)
G John Nisby (1)
E Jimmy Orr (1)
LB John Reger (1)
DT Ernie Stautner (7)

1961

LB John Reger (2)
G Mike Sandusky (1)
DT Ernie Stautner (8)
HB Tom Tracy (2)
T Frank Varrichione (5)

1962

E Buddy Dial (1)
G John Nisby (2)
LB Myron Pottios (1)
LB John Reger (3)

DT Ernie Stautner (9)

1963

TE Preston Carpenter (1)
FB John Henry Johnson (1)
DT Gene Lipscomb (1)
DE Lou Michaels (1)
C Buzz Nutter (1)

1964

T Charley Bradshaw (1)
FB John Henry Johnson (2)
DT Joe Krupa (1)
DT Lou Michaels (2)
LB Myron Pottios (2)
DB Clendenon Thomas (1)

1965

E Gary Ballman (1)
T Charley Bradshaw (2)
FB John Henry Johnson (3)
LB Myron Pottios (3)

1966

E Gary Ballman (2)

1967

K Mike Clark (1)
DB Brady Keys (1)
DE Ben McGee (1)

1968

DB Marv Woodson (1)

1969

HB Dick Hoak (1)
E Roy Jefferson (1)
DE Ben McGee (2)
LB Andy Russell (1)

1970

DT Joe Greene (1)
E Roy Jefferson (2)
P Bob Walden (1)

1971

DT Joe Greene (2)
LB Andy Russell (2)

1972

DT Joe Greene (3)
LB Andy Russell (3)

1973

LB Henry Davis (1)
PK Roy Gerela (1)
DT Joe Greene (4)
RB Franco Harris (1)
LB Andy Russell (4)
DE Dwight White (1)

1974

DT Joe Greene (5)
DE L.C. Greenwood (1)
LB Jack Ham (1)
RB Franco Harris (2)
LB Andy Russell (5)
WR Ron Shanklin (1)
G Bruce Van Dyke (1)
DE Dwight White (2)

1975

PK Roy Gerela (2)
DT Joe Greene (6)
DE L.C. Greenwood (2)
LB Jack Ham (2)
RB Franco Harris (3)
LB Andy Russell (6)

1976

CB Mel Blount (1)
QB Terry Bradshaw (1)
S Glen Edwards (1)
DT Joe Greene (7)

DE L.C. Greenwood (3)
LB Jack Ham (3)
RB Franco Harris (4)
LB Jack Lambert (1)
LB Andy Russell (7)
WR Lynn Swann (1)
S Mike Wagner (1)

1977

CB Mel Blount (2)
S Glen Edwards (2)
DT Joe Greene (8)
DE L.C. Greenwood (4)
LB Jack Ham (4)
RB Franco Harris (5)
LB Jack Lambert (2)
CB J.T. Thomas (1)
S Mike Wagner (2)

1978

LB Jack Ham (5)
RB Franco Harris (6)
LB Jack Lambert (3)
WR Lynn Swann (2)

1979

CB Mel Blount (3)
QB Terry Bradshaw (2)
DT Joe Greene (9)
DE L.C. Greenwood (5)
LB Jack Ham (6)
RB Franco Harris (7)
LB Jack Lambert (4)
S Donnie Shell (1)
WR Lynn Swann (3)
C Mike Webster (1)

1980

CB Mel Blount (4)
QB Terry Bradshaw (3)
DT Joe Greene (10)
DE L.C. Greenwood (6)
LB Jack Ham (7)
RB Franco Harris (8)
LB Jack Lambert (5)
S Donnie Shell (2)
WR John Stallworth (1)
C Mike Webster (2)

1981

LB Jack Ham (8)
RB Franco Harris (9)
LB Jack Lambert (6)
S Donnie Shell (3)
C Mike Webster (3)

1982

CB Mel Blount (5)
LB Jack Lambert (7)
S Donnie Shell (4)
C Mike Webster (4)

1983

OT Larry Brown (1)
LB Jack Lambert (8)
S Donnie Shell (5)
WR John Stallworth (2)
C Mike Webster (5)

1984

PK Gary Anderson (1)
LB Jack Lambert (9)
C Mike Webster (6)

1985

LB Robin Cole (1)
WR Louis Lipps (1)
LB Mike Mernweather (1)
WR John Stallworth (3)
C Mike Webster (7)



STEELERS IN THE PRO BOWL

1986
 PK Gary Anderson (2)
 WR Louis Lipps (2)
 LB Mike Merriweather (2)
 C Mike Webster (8)

1987
 LB Mike Merriweather (3)
 RB Earnest Jackson (2)

1988
 C Mike Webster (9)

1989
 OT Tunch Ilkin (1)

1990
 OT Tunch Ilkin (2)
 KR Rod Woodson (1)

1991
 LB David Little (1)
 CB Rod Woodson (2)

1992
 LB Greg Lloyd (1)
 CB Rod Woodson (3)

1993
 C Dermontti Dawson (1)
 RB Barry Foster (1)
 G Carlton Haselrig (1)
 LB Greg Lloyd (2)
 QB Neil O'Donnell (1)
 CB Rod Woodson (4)

1994
 PK Gary Anderson (3)
 C Dermontti Dawson (2)
 RB Barry Foster (2)*
 TE Eric Green (1)
 LB Greg Lloyd (3)
 CB Rod Woodson (5)

1995
 C Dermontti Dawson (3)
 LB Kevin Greene (2)
 S Camell Lake (1)
 LB Greg Lloyd (4)
 G Duval Love (1)
 CB Rod Woodson (6)

1996
 C Dermontti Dawson (4)
 LB Kevin Greene (3)
 S Camell Lake (2)
 LB Greg Lloyd (5)
 WR Yancey Thigpen (1)

1997
 RB Jerome Bettis (3)
 LB Chad Brown (1)
 C Dermontti Dawson (5)
 LB Levon Kirkland (1)
 S Camell Lake (3)
 CB Rod Woodson (7)

1998
 RB Jerome Bettis (4)
 C Dermontti Dawson (6)
 LB Levon Kirkland (2)
 S Camell Lake (4)
 DT Joel Steed (1)
 WR Yancey Thigpen (2)

1999
 C Dermontti Dawson (7)

2000
 None

2001
 LB Jason Gildon (1)

2002
 LB Kendrell Bell (1)
 RB Jerome Bettis (5)*
 G Alan Faneca (1)
 LB Jason Gildon (2)
 QB Kordell Stewart (1)
 WR Hines Ward (1)

2003
 G Alan Faneca (2)
 LB Jason Gildon (3)
 LB Joey Porter (1)
 WR Hines Ward (2)

(* Injured — did not play)

STEELERS EXPERIENCE IN POSTSEASON

STEELERS WITH POSTSEASON EXPERIENCE AS STEELERS (41):

- 13 games (1) - LB Jason Gildon*
- 7 games (1) - RB Jerome Bettis
- 6 games (1) - P Josh Miller
- 5 games (2) - TE Mark Bruener*, CB Chad Scott
- 4 games (22) - FS Brent Alexander, DE Rodney Bailey, LB Kendrell Bell, WR Plaxico Burress, TE Matt Cushing, OG Alan Faneca, RB Chris Fuamatu-Ma'afala, LB Clark Haggans, NT Casey Hampton, C Jeff Hartings, FB Dan Kreider, LB Joey Porter, OG Oliver Ross, LS Mike Schneck, DE Aaron Smith, OT Marvel Smith, CB Deshaea Townsend, TE Jerame Tuman, DL Kimo von Oelhoffen, WR Hines Ward, CB Dewayne Washington and RB Amos Zereoue
- 3 games (1) - S Mike Logan
- 2 games (13) - NT Kendrick Clancy, LB James Farrior, LB Larry Foote, S Chris Hope, CB Chidi Iwuoma, DE Brett Kiesel, QB Tommy Maddox, WR Lee Mays, CB Hank Poteat, WR Antwaan Randle El, K Jeff Reed, G Kendall Simmons, OG Keydrick Vincent

STEELERS WITH POSTSEASON EXPERIENCE ON OTHER NFL TEAMS (5):

- 4 games (1) - CB Dewayne Washington (Minnesota)
- 3 games (1) - LB James Farrior (N.Y. Jets)
- 2 games (1) - C Jeff Hartings (Detroit)
- 1 game (2) - S Mike Logan (Jacksonville), QB Tommy Maddox (Denver)

CURRENT STEELERS WITH NO POSTSEASON EXPERIENCE (8):

QB Charlie Batch, LB James Harrison, RB Verron Haynes, DT Chris Hoke, LB Justin Kurpeikis, OT Mathias Nkwenti, C/OG Chukky Okobi, S Erik Totten

* On Super Bowl XXX Roster

— *Italics indicate player was placed on 2002 reserve/injured list.*

— Underline indicates rookies



STEELERS IN THE HALL OF FAME

ARTHUR J. ROONEY, Founder, President, and Chairman of the Board (1933-1988). Elected in 1964.

DANIEL M. ROONEY, President (1955-present). Elected in 2000.

BERT BELL, Co-owner (1941-1946). Elected in 1963.

JOHNNY 'BLOOD' MCNALLY, Player (1934, 1937-1939), Coach (1937-39). Elected in 1963.

BILL DUDLEY, Player (1942, 1945-1946). Elected in 1966.

WALT KIESLING, Player (1937-1939), Coach (1939-1944, 1949-1961). Elected in 1966.

BOBBY LAYNE, Player (1958-1962). Elected in 1967.

ERNE STAUTNER, Player (1950-1963). Elected in 1969.

JOE GREENE, Player (1969-1981), Coach (1987-1991). Elected in 1987.

JOHN HENRY JOHNSON, Player (1960-1965). Elected in 1987.

JACK HAM, Player (1971-1982). Elected in 1988.

MEL BLOUNT, Player (1970-1983). Elected in 1989.

TERRY BRADSHAW, Player (1970-1983). Elected in 1989.

FRANCO HARRIS, Player (1972-1983). Elected in 1990.

JACK LAMBERT, Player (1974-1984). Elected in 1990.

CHUCK NOLL, Coach (1969-1991). Elected in 1993.

MIKE WEBSTER, Player (1974-1988). Elected in 1997.

LYNN SWANN, Player (1974-82). Elected in 2001.

JOHN STALLWORTH, Player (1974-87). Elected in 2002.

Note: Other Hall of Famers who spent part of their careers with the Steelers include **CAL HUBBARD** (Player 1936, elected 1963), **MARION MOTLEY** (Player 1955, elected 1968), **EARLE (GREASY) NEALE** (Coach 1943, elected 1969), **BILL HEWITT** (Player 1943, elected 1971), and **LEN DAWSON** (Player 1957-1959, elected 1987).

Eligibility of Steelers' other potential Hall of Famers:

ART ROONEY JR., **L.C. GREENWOOD**, **DONNIE SHELL** and **DWIGHT WHITE**.



STEELERS ON MONDAY NIGHT

Overall: 31-19 Home: 19-6 Away: 12-13

11/2/70	Cincinnati	21-10	[W]
10/18/71 at	Kansas City	38-16	[L]
11/5/73	Washington	21-16	[W]
12/3/73 at	Miami	30-26	[L]
10/28/74	Atlanta	24-17	[W]
11/25/74 at	New Orleans	28-7	[W]
11/24/75 at	Houston	32-9	[W]
10/4/76 at	Minnesota	17-6	[L]
9/19/77	San Francisco	27-0	[W]
10/17/77	Cincinnati	20-14	[W]
10/23/78	Houston	24-17	[L]
11/27/78 at	San Francisco	24-7	[W]
9/3/79 at	New England	16-13	[W] ot
10/22/79	Denver	42-7	[W]
12/10/79 at	Houston	20-17	[L]
10/20/80	Oakland	45-34	[L]
12/22/80 at	San Diego	26-17	[L]
10/26/81	Houston	26-13	[W]
12/7/81 at	Oakland	30-27	[L]
9/13/82 at	Dallas	36-28	[W]
10/10/83 at	Cincinnati	24-14	[W]
10/1/84	Cincinnati	38-17	[W]
11/19/84 at	New Orleans	27-24	[L]
9/16/85 at	Cleveland	17-7	[L]
9/30/85	Cincinnati	37-24	[L]
9/15/86	Denver	21-10	[L]
10/13/86 at	Cincinnati	24-22	[L]
10/29/90	L.A. Rams	41-10	[W]
10/14/91	N.Y. Giants	23-20	[L]
10/19/92	Cincinnati	20-0	[W]
9/27/93 at	Atlanta	45-17	[W]
11/15/93	Buffalo	23-0	[W]
12/13/93 at	Miami	21-20	[W]
10/3/94	Houston	30-14	[W]
11/14/94	Buffalo	23-10	[W]
9/18/95 at	Miami	23-10	[L]
11/13/95	Cleveland	20-3	[W]
9/16/96	Buffalo	24-6	[W]
10/7/96 at	Kansas City	17-7	[W]
11/25/96 at	Miami	24-17	[W]
9/22/97 at	Jacksonville	30-21	[L]
11/3/97 at	Kansas City	13-10	[L]
10/26/98 at	Kansas City	20-13	[W]
11/9/98	Green Bay	27-20	[W]
12/28/98 at	Jacksonville	21-3	[L]
10/25/99	Atlanta	13-9	[W]
10/29/01	Tennessee	34-7	[W]
9/9/02 at	New England	34-14	[L]
10/21/02	Indianapolis	28-10	[W]
12/23/02 at	Tampa Bay	17-7	[W]

STEELERS ON THANKSGIVING DAY

Overall: 0-3 Home: 0-0 Away: 0-3

11/24/83 at	Detroit	45-3	[L]
11/28/91 at	Dallas	20-10	[L]
11/26/98 at	Detroit	19-16 ot	[L]

STEELERS ON THURSDAY NIGHT

Overall: 1-4 Home: 0-1 Away: 1-3

1/4/80 at	Houston	6-0	[L]
9/10/81 at	Miami	30-10	[L]
9/6/84 at	N.Y. Jets	23-17	[W]
10/19/95	Cincinnati	27-9	[L]
12/2/99 at	Jacksonville	20-6	[L]

STEELERS ON SATURDAY

Overall: 7-4 Home: 3-1 Away: 4-3

12/20/75 at	L.A. Rams	10-3	[L]
12/9/78	Baltimore	35-13	[W]
12/16/78 at	Denver	21-17	[W]
12/10/83 at	N.Y. Jets	34-7	[W]
12/21/85 at	N.Y. Giants	28-10	[L]
12/13/86 at	N.Y. Jets	45-24	[W]
12/26/87	Cleveland	19-13	[L]
12/16/95	New England	41-27	[W]
12/13/97 at	New England	24-21 ot	[W]
12/18/99 at	Kansas City	35-19	[L]
12/16/00	Washington	24-3	[W]

STEELERS ON SUNDAY NIGHT

Overall: 8-9 Home: 3-2 Away: 5-7

11/12/78 at	L.A. Rams	10-7	[L]
12/8/85 at	San Diego	54-44	[L]
12/4/88 at	Houston	37-34	[W]
9/16/90	Houston	20-9	[W]
11/18/90 at	Cincinnati	27-3	[L]
12/30/90 at	Houston	34-14	[L]
10/6/91 at	Indianapolis	21-3	[W]
11/3/91 at	Denver	20-13	[L]
10/25/92 at	Kansas City	27-3	[W]
11/28/93 at	Houston	23-3	[L]
10/30/94 at	Arizona	20-17 ot	[L]
10/12/97	Indianapolis	24-22	[W]
11/9/97	Baltimore	37-0	[W]
9/12/99 at	Cleveland	43-0	[W]
11/19/00	Jacksonville	34-24	[L]
12/16/01 at	Baltimore	26-21	[W]
9/15/02	Oakland	30-17	[L]



STEELERS IN OVERTIME

Overall: 16-9-2 Home: 7-1-1 Away: 9-8-1

9/22/74	at Denver	35-35	[T]	11/6/94	at Houston	12-9	[W]
9/24/78	Cleveland	15-9	[W]	11/20/94	Miami	16-13	[W]
9/3/79	at New England	16-13	[W]	11/5/95	at Chicago	37-34	[W]
11/25/79	Cleveland	33-30	[W]	10/26/97	Jacksonville	23-17	[W]
9/27/81	New England	27-21	[W]	11/30/97	at Arizona	26-20	[W]
9/19/82	Cincinnati	26-20	[W]	12/13/97	at New England	24-21	[W]
12/2/84	at Houston	23-20	[L]	11/26/98	at Detroit	19-16	[L]
9/28/86	at Houston	22-16	[W]	11/12/00	Philadelphia	26-23	[L]
11/23/86	at Cleveland	37-31	[L]	11/11/01	at Cleveland	15-12	[W]
11/30/86	at Chicago	13-10	[L]	12/30/01	at Cincinnati	26-23	[L]
12/31/89	at Houston*	26-23	[W]	9/29/02	Cleveland	16-13	[W]
11/10/91	at Cincinnati	33-27	[W]	11/10/02	Atlanta	34-34	[T]
1/8/94	at Kansas City*	27-24	[L]	1/11/03	at Tennessee*	34-31	[L]
10/30/94	at Arizona	20-17	[L]				

*Postseason

STEELERS YEAR-BY-YEAR RECORD AT HOME (SINCE 1970)

Year	Pre-Season	Regular Season	Post-Season	Overall	Year	Pre-Season	Regular Season	Post-Season	Overall
1970	1-0	4-3	—	4-3	1987	0-1	4-3	—	4-3
1971	1-1	5-2	—	5-2	1988	1-0	4-4	—	4-4
1972	1-0-1	7-0	1-1	8-1	1989	0-1	4-4	0-0	4-4
1973	2-0	7-1	0-0	7-1	1990	1-0	6-2	—	6-2
1974	2-0	5-2	1-0	6-2	1991	1-0	5-3	—	5-3
1975	1-1	6-1	2-0	8-1	1992	1-1	7-1	0-1	7-2
1976	1-1	6-1	0-0	6-1	1993	1-1	6-2	0-0	6-2
1977	2-0	6-1	0-0	6-1	1994	1-1	7-1	1-1	8-2
1978	1-0	7-1	2-0	9-1	1995	0-2	6-2	2-0	8-2
1979	1-0	8-0	2-0	10-0	1996	2-0	7-1	1-0	8-1
1980	0-1	6-2	—	6-2	1997	2-0	7-1	1-1	8-2
1981	1-0	5-3	—	5-3	1998	2-0	5-3	—	5-3
1982	2-0	4-0	0-1	4-1	1999	1-1	2-6	—	2-6
1983	0-1	4-4	0-0	4-4	2000	2-0	4-4	—	4-4
1984	1-0	6-2	0-0	6-2	2001	2-0	7-1	1-1	8-2
1985	0-1	5-3	—	5-3	2002	1-1	5-2-1	1-0	6-2-1
1986	0-1	4-4	—	4-4	TOTALS	35-16-1	181-70-1	15-6	196-76-1
						(.683)	(.720)	(.714)	(.720)

STEELERS YEAR-BY-YEAR AWAY RECORD (SINCE 1970)

Year	Pre-Season	Regular Season	Post-Season	Overall	Year	Pre-Season	Regular Season	Post-Season	Overall
1970	2-1	1-6	—	1-6	1987	0-3	4-4	—	4-4
1971	2-1	1-6	—	1-6	1988	2-1	1-7	—	1-7
1972	1-0	4-3	0-0	4-3	1989	2-1	5-3	1-1	6-4
1973	1-2	3-3	0-1	3-4	1990	0-2	3-5	—	3-5
1974	4-0	5-1-1	1-0	6-1-1	1991	1-2	2-6	—	2-6
1975	1-3	6-1	0-0	6-1	1992	1-1	4-4	0-0	4-4
1976	3-1	4-3	1-1	5-4	1993	1-1	3-5	0-1	3-6
1977	1-3	3-4	0-1	3-5	1994	0-2	5-3	0-0	5-3
1978	1-2	7-1	0-0	7-1	1995	1-1	5-3	0-0	5-3
1979	2-1	4-4	0-0	4-4	1996	0-2	3-5	0-0	3-6
1980	3-0	3-5	—	3-5	1997	2-0	4-4	0-0	4-4
1981	1-2	3-5	—	3-5	1998	0-1	2-6	—	2-6
1982	1-0	2-3	0-0	2-3	1999	0-2	4-4	—	4-4
1983	2-0	6-2	0-1	6-3	2000	1-1	5-3	—	5-3
1984	2-1	3-5	1-1	4-6	2001	1-1	6-2	0-0	6-2
1985	1-2	2-6	—	2-6	2002	1-1	5-3	0-1	5-4
1986	1-2	2-6	—	2-6	TOTALS	42-43	120-131-1	4-8	124-139-1
						(.494)	(.478)	(.333)	(.472)



STEELERS BIGGEST WINS - WORST LOSSES AT HOME SINCE 1970

BIGGEST WINS

42 pts (45-3)	vs. Indianapolis	9/8/85
42 pts (42-0)	vs. Tampa Bay	12/5/76
37 pts (37-0)	vs. Baltimore	11/9/97
36 pts (42-6)	vs. St. Louis	11/3/96
35 pts (35-0)	vs. Cleveland	12/23/90
35 pts (35-0)	vs. Chicago	9/28/80
31 pts (41-10)	vs. St. Louis	10/29/90
31 pts (38-7)	vs. Houston	9/9/79

WORST LOSSES

51 pts (0-51)	vs. Cleveland	9/10/89
34 pts (0-34)	vs. New England	10/19/86
30 pts (7-37)	vs. Dallas	8/31/97
27 pts (14-41)	vs. Washington	11/17/91
24 pts (7-31)	vs. Miami	10/7/84
22 pts (6-28)	vs. Miami	9/30/90

STEELERS BIGGEST COMEBACK WINS

The Steelers trailed Buffalo 21-0 (12/15/85) in the second quarter and came back to win, 30-24.

The Steelers trailed Baltimore 21-0 (10/5/97) in the second quarter and came back to win, 42-34.

STEELERS BIGGEST WINS - WORST LOSSES

BIGGEST WINS

56 pts (63-7)	vs. NY Giants	11/30/52
45 pts (45-0)	at Kansas City	11/7/76
43 pts (43-0)	at Cleveland	9/12/99
42 pts (45-3)	vs. Indianapolis	9/8/85
42 pts (42-0)	vs. Tampa Bay	12/5/76
37 pts (37-0)	at San Diego	9/21/75
37 pts (37-0)	vs. Baltimore	11/12/97
36 pts (42-6)	vs. St. Louis	11/3/96
36 pts (42-6)	at Cleveland	10/5/75

WORST LOSSES

51 pts (0-51)	vs. Cleveland	9/10/89
47 pts (7-54)	vs. Green Bay	11/23/41
47 pts (0-47)	vs. Green Bay	10/15/33
42 pts (3-45)	at Detroit	11/24/83
42 pts (7-49)	at Chicago	11/23/47
42 pts (3-45)	vs. Philadelphia	11/4/45
42 pts (7-49)	vs. Chicago	12/3/44

STEELERS AND OPPONENTS SCORING HIGHS

Most Points By Steelers

63	11/30/52	vs. NY Giants	(63-7)
57	12/18/66	at Atlanta	(57-33)
55	10/17/54	vs. Cleveland	(55-27)
52	11/25/84	vs. San Diego	(52-24)
51	10/7/79	at Cleveland	(51-35)
48	11/26/00	at Cincinnati	(48-28)
47	12/23/01	vs. Detroit	(47-14)

Most Points By Opponents

54	12/8/85	at San Diego	(44-54)
54	11/23/41	vs. Green Bay	(7-54)
52	9/8/91	at Buffalo	(34-52)
52	11/23/69	at Minnesota	(14-52)
52	10/30/66	at Dallas	(21-52)
51	9/10/89	at Cleveland	(0-51)

STEELERS IN TIE GAMES (21)

10/22/33	at Cincinnati	(0-0)
11/5/33	at Brooklyn	(3-3)
10/29/39	at Cleveland	(14-14)
9/8/40	vs. Chicago Cardinals	(7-7)
9/15/40	vs. New York	(10-10)
11/9/41	at Philadelphia	(7-7)
11/7/43	vs. Washington	(14-14)
9/29/46	at Washington	(14-14)
11/13/49	vs. Los Angeles	(7-7)
10/1/51	vs. New York	(13-13)
12/7/58	at Washington	(14-14)

11/8/59	vs. Detroit	(10-10)
10/23/60	at Washington	(27-27)
9/15/63	at Philadelphia	(21-21)
11/24/63	vs. Chicago	(17-17)
12/1/63	vs. Philadelphia	(20-20)
9/11/66	vs. New York	(34-34)
11/12/67	at St. Louis	(14-14)
11/10/68	at St. Louis	(28-28)
9/22/74	at Denver	(35-35)
11/10/02	vs. Atlanta	(34-34)

*Sudden death overtime system for regular-season games was instituted in 1974.



YEARLY ATTENDANCE FIGURES/AVERAGES

YEAR	GAMES	HOME TOTAL	HOME AVG.	AWAY TOTAL	AWAY AVG.	YEARLY TOTAL	YEARLY AVG.
1933	11*	57,000	11,400	42,500	8,500	99,500	9,500
1934	12	85,834	14,306	63,200	10,533	149,034	12,419
1935	12	87,421	12,489	55,000	11,000	142,421	11,868
1936	12	90,464	18,093	78,747	11,250	169,211	14,101
1937	10	79,629	13,272	68,282	17,071	147,911	14,791
1938	11*	63,999	12,800	91,441	18,288	155,440	15,544
1939	11	37,378	7,476	105,328	17,555	142,706	12,973
<hr/>							
1940	11	101,988	20,398	103,683	17,281	205,671	18,697
1941	11	81,129	16,226	134,233	22,372	215,362	19,579
1942	11	86,017	17,203	96,353	16,059	182,369	16,579
1943	10**	129,347	21,558	107,865	26,966	237,212	23,721
1944	10***	69,670	13,934	135,988	27,198	205,658	20,566
1945	10	95,765	19,153	149,887	29,977	245,652	24,565
1946	11	176,827	35,365	158,916	26,486	335,743	30,522
1947	13	243,271	34,753	198,628	33,105	441,899	33,992
1948	12	174,726	29,121	118,892	19,815	293,618	24,468
1949	12	152,767	25,461	123,672	20,612	276,439	23,037
<hr/>							
1950	12	158,134	26,356	143,298	23,883	301,432	25,119
1951	12	134,126	22,354	106,925	17,821	241,051	20,088
1952	12	134,669	22,445	187,898	31,316	322,567	26,881
1953	12	157,830	26,305	155,466	25,911	313,296	26,108
1954	12	182,648	30,441	141,070	23,512	323,718	26,977
1955	12	176,496	29,416	201,711	33,619	378,207	31,517
1956	12	170,267	28,378	211,563	35,261	381,830	31,819
1957	12	168,957	28,160	197,898	32,983	366,855	30,571
1958	12	140,592	23,432	209,337	34,890	349,929	29,161
1959	12	159,870	26,645	255,573	42,596	415,443	34,620
<hr/>							
1960	12	173,099	28,850	265,469	44,245	438,568	36,547
1961	14	155,903	22,272	287,625	41,089	443,528	31,681
1962	14	174,741	24,963	297,791	42,542	472,532	33,753
1963	14	257,985	36,855	349,492	49,927	607,477	43,391
1964	14	251,990	35,999	355,453	50,779	607,443	43,389
1965	14	228,954	32,708	366,596	52,371	595,550	42,539
1966	14	249,331	35,619	407,761	58,252	657,092	46,935
1967	14	271,522	38,789	420,655	60,094	692,177	49,441
1968	14	234,241	33,463	396,530	56,647	630,771	45,055
1969	14	273,058	39,008	416,758	59,537	689,816	49,273
<hr/>							
1970	14	323,387	46,198	400,966	57,281	724,353	51,740
1971	14	319,323	46,259	412,446	58,921	731,769	52,590
1972	14	340,549	48,650	387,406	55,344	727,955	51,997
1973	14	377,351	53,907	332,111	47,444	709,462	50,676
1974	14	325,457	46,494	405,919	57,988	731,376	52,241
1975	14	341,205	48,744	391,700	55,957	732,905	52,350
1976	14	330,620	47,231	416,875	59,554	747,495	53,393
1977	14	337,156	48,165	399,251	57,036	736,407	52,601
1978	16	380,258	47,532	490,878	61,360	871,136	54,446
1979	16	391,931	48,991	492,722	61,590	884,653	55,291



YEARLY ATTENDANCE FIGURES/AVERAGES

YEAR	GAMES	HOME TOTAL	HOME AVG.	AWAY TOTAL	AWAY AVG.	YEARLY TOTAL	YEARLY AVG.
1980	16	424,106	50,013	491,122	61,390	915,228	57,202
1981	16	420,959	52,620	483,184	60,398	904,143	56,509
1982	9	208,890	52,773	286,852	57,370	549,288	54,929
1983	16	462,587	57,823	481,357	60,170	943,944	58,997
1984	16	447,288	55,911	508,396	63,550	955,644	59,728
1985	16	436,069	54,509	481,201	60,150	917,270	57,329
1986	16	414,937	51,867	482,461	60,308	897,398	56,087
1987	15	353,402	50,486	364,454	45,557	717,856	47,857
1988	16	396,044	49,506	466,099	58,262	862,143	53,884
1989	16	383,494	47,937	441,022	55,128	824,516	51,532
<hr/>							
1990	16	434,769	54,346	510,899	63,862	945,668	59,104
1991	16	406,935	50,867	526,678	65,835	933,613	58,351
1992	16	427,282	53,597	510,270	63,784	937,552	58,597
1993	16	440,927	55,116	503,509	62,939	944,436	59,027
1994	16	461,272	57,659	494,849	61,606	954,121	59,633
1995	16	455,913	56,989	486,946	60,868	942,859	58,929
1996	16	466,944	58,368	513,289	64,161	980,233	61,264
1997	16	462,532	57,817	519,955	64,994	982,487	61,405
1998	16	464,619	58,077	540,926	67,616	1,005,545	62,847
1999	16	416,618	52,077	555,589	69,448	972,207	60,763
<hr/>							
2000	16	440,428	55,053	546,611	68,326	987,039	61,690
2001+	16	499,191	62,399	556,337	69,542	1,055,528	65,971
2002	16	490,274	61,284	533,174	66,647	1,023,448	63,966

* One game of attendance unavailable
+ Inaugural Season at Heinz Field

** Games played in Pittsburgh and Philadelphia

*** Games played in Pittsburgh and Chicago

STEELERS HOME ATTENDANCE SINCE 1970

1970	-	318,698	(45,528)	1987	-	353,402	(50,486)
1971	-	323,812	(46,259)	1988	-	396,044	(49,506)
1972	-	340,549	(48,650)	1989	-	383,494	(47,937)
1973	-	377,640	(47,205)	1990	-	434,769	(54,346)
1974	-	325,457	(46,494)	1991	-	406,935	(50,867)
1975	-	341,205	(46,744)	1992	-	427,282	(53,410)
1976	-	330,620	(47,231)	1993	-	440,927	(55,116)
1977	-	337,156	(48,165)	1994	-	461,272	(57,659)
1978	-	380,258	(47,532)	1995	-	455,913	(56,989)
1979	-	391,931	(48,991)	1996	-	466,944	(58,368)
1980	-	424,106	(53,013)	1997	-	462,532	(57,817)
1981	-	420,964	(52,621)	1998	-	464,619	(58,077)
1982	-	208,890	(52,223)	1999	-	416,618	(52,077)
1983	-	462,587	(57,823)	2000	-	440,428	(55,053)
1984	-	447,288	(55,911)	2001	-	499,191	(62,399)
1985	-	436,069	(54,509)	2002	-	490,274	(61,284)
1986	-	414,937	(51,867)				



TOP 10 HOME CROWDS IN STEELERS HISTORY

1.	64,704	Jan. 27, 2002	vs. New England*
2.	63,976	Jan. 20, 2002	vs. Baltimore*
3.	63,763	Oct. 29, 2001	vs. Tennessee
4.	62,906	Nov. 14, 2001	vs. Baltimore
5.	62,884	Dec. 9, 2001	vs. N.Y. Jets
6.	62,809	Dec. 23, 2001	vs. Detroit
7.	62,864	Sep. 29, 2002	vs. Cleveland
8.	62,800	Oct. 21, 2002	vs. Indianapolis
9.	62,779	Nov. 10, 2002	vs. Atlanta
10.	62,661	Dec. 2, 2001	vs. Minnesota

* Postseason

The Steelers' single-game regular-season home attendance record is 63,763 established October 29, 2001 vs. Tennessee. The single-game postseason mark is 64,704 vs. New England on January 27, 2002. The regular-season attendance record at Three Rivers Stadium was 60,808 set Dec. 18, 1994 versus Cleveland.

STEELERS AT HOME MONTH-BY-MONTH (1970-2002)

Year	Sept.	Oct.	Nov.	Dec.	Jan.	Year	Sept.	Oct.	Nov.	Dec.	Jan.
1970	0-1	1-0	3-1	0-1	—	1987	1-0	2-0	0-2	1-1	—
1971	1-0	2-0	2-1	0-1	—	1988	1-1	1-2	1-1	1-0	—
1972	1-0	2-0	3-0	2-1	—	1989	1-1	1-1	1-1	1-1	—
1973	2-0	3-0	1-1	1-0	—	1990	1-1	2-0	1-0	2-1	—
1974	1-1	2-0	1-0	2-1	—	1991	2-0	0-2	1-1	2-0	—
1975	0-1	2-0	2-0	3-0	1-0	1992	1-0	1-0	3-0	2-1	0-1
1976	1-1	2-0	2-0	1-0	—	1993	1-1	2-0	1-0	1-1	1-0
1977	1-1	2-0	2-0	1-0	—	1994	1-1	2-0	2-0	2-0	1-1
1978	2-0	2-1	2-0	2-0	1-0	1995	1-1	2-1	1-0	2-0	2-0
1979	2-0	2-0	2-0	3-0	1-0	1996	3-0	1-0	2-0	2-1	0-0
1980	2-0	0-2	3-0	1-0	—	1997	3-1*	2-0	2-0	1-0	1-1
1981	2-1	2-0	1-1	0-1	—	1998	2-0	1-0	2-1	0-2	—
1982	1-0	—	—	2-0	1-1	1999	0-1	1-1	0-2	1-1	0-1
1983	0-2	3-0	1-1	0-1	0-0	2000	0-2	2-0	0-2	2-0	—
1984	1-1	2-1	2-0	1-0	—	2001	0-0	2-0	1-1	3-0	2-1
1985	2-1	1-0	1-1	1-1	—	2002	1-1	1-0	1-0-1	2-1	1-0
1986	0-1	1-2	2-0	1-1	—	Total	38-22 (63.3%)	52-13 (80.0%)	49-17-1 (73.9%)	46-18 (71.9%)	12-6 (66.7%)

* Includes August 31 loss to Dallas.

(Includes Regular and Postseason only.)



STEELERS MISCELLANEOUS RECORDS

STEELERS REGULAR-SEASON STREAKS

Consecutive Victories

Most	11	Oct. 5, 1975	-	Dec. 13, 1975
	10	Oct. 17, 1976	-	Sept. 19, 1977
	9	Nov. 19, 1978	-	Sept. 23, 1979
At Home	15	Oct. 8, 1978	-	Nov. 2, 1980
	13	Nov. 21, 1971	-	Dec. 9, 1973
On Road	10	Nov. 30, 1975	-	Oct. 24, 1976
	6	Sept. 11, 1983	-	Nov. 13, 1983
Start of Season	7	Sept. 3, 1978	-	Oct. 15, 1978
End of Season	9	Oct. 17, 1976	-	Dec. 11, 1976

Consecutive Losses

Most	16	Sept. 28, 1969	-	Oct. 3, 1970
	13	Dec. 3, 1944	-	Nov. 18, 1945
At Home	9	Oct. 5, 1969	-	Oct. 20, 1969
	7	Nov. 9, 1952	-	Nov. 1, 1953
On Road	14	Oct. 13, 1968	-	Oct. 25, 1970
Start of Season	10	Sept. 24, 1944	-	Dec. 3, 1944
End of Season	13	Sept. 28, 1969	-	Dec. 21, 1969

WHEN THE STEELERS RUSH FOR 200 YARDS

(since 1970 merger)

Year	200-Yd. Games	Reg. Season W-L	Postseason W-L	Year	200-Yd. Games	Reg. Season W-L	Postseason W-L
1970	1	0-1	—	1987	3	3-0	—
1971	2	1-1	—	1988	3	3-0	—
1972	7	6-1	0-0	1989	1	1-0	0-0
1973	2	2-0	0-0	1990	1	1-0	—
1974	7	4-0	3-0	1991	0	0-0	0
1975	7	6-0	1-0	1992	2	2-0	0
1976	10	9-0	1-0	1993	3	3-0	0
1977	3	3-0	0-0	1994	3	2-0	1-0
1978	2	2-0	0-0	1995	0	0-0	0-0
1979	4	4-0	0-0	1996	4	3-0	1-0
1980	0	0-0	—	1997	2	2-0	0-0
1981	3	3-0	—	1998	2	0-2	—
1982	2	2-0	0-0	1999	2	2-0	—
1983	5	4-1	0-0	2000	1	1-0	—
1984	1	1-0	0-0	2001	7	7-0	0-0
1985	2	2-0	—	2002	2	2-0	0-0
1986	3	3-0	—	Total	97	84-6	7-0

Record in 1970s: 42-3
Record in 1980s: 22-1

Record in 1990s: 17-2
Record in 2000s: 10-0



AFC CENTRAL DIVISION PLAYOFF RACES WEEK-BY-WEEK (1980-2002)

1980				
Wk	CIN	CLE**	HOU*	PIT
1	0-1	0-1	0-1	1-0
2	0-2	0-2	1-1	2-0
3	1-2	1-2	2-1	2-1
4	1-3	2-2	3-1	3-1
5	1-4	2-3	3-2	4-1
6	2-4	3-3	3-3	4-2
7	3-4	4-3	4-3	4-3
8	3-5	5-3	5-3	4-4
9	3-6	6-3	6-3	5-4
10	3-7	7-3	7-3	6-4
11	3-8	7-4	8-4	7-4
12	3-9	8-4	8-4	7-5
13	4-9	9-4	8-5	8-5
14	5-9	10-4	9-5	8-6
15	6-9	10-5	10-5	9-6
16	6-10	11-5	11-5	9-7

1981				
Wk	CIN**	CLE	HOU	PIT
1	1-0	0-1	1-0	0-1
2	2-0	0-2	2-0	0-2
3	2-1	1-2	2-1	1-2
4	3-1	2-2	2-2	2-2
5	3-2	2-3	3-2	3-2
6	4-2	2-4	4-2	4-2
7	5-2	3-4	4-3	4-3
8	5-3	4-4	4-4	5-3
9	6-3	4-5	4-5	5-4
10	7-3	4-6	5-5	5-5
11	8-3	5-6	5-6	6-5
12	9-3	5-7	5-7	7-5
13	10-3	5-8	5-8	8-5
14	10-4	5-6	6-8	8-6
15	11-4	5-10	6-9	8-7
16	12-4	5-11	7-9	8-8

1982				
Wk	CIN#	CLE#	HOU	PIT#
1	1-0	1-0	0-1	1-0
2	1-1	1-1	1-1	2-0
3	Games Canceled (NFL Player Strike)			
4				
5				
6				
7				
8				
9				
10	2-1	2-1	1-2	3-0
11	3-1	2-2	1-3	3-1
12	4-1	2-3	1-4	4-1
13	5-1	2-4	1-5	4-2
14	5-2	3-4	1-6	4-3
15	6-2	4-4	1-7	5-3
16	7-2	4-5	1-8	6-3

1983				
Wk	CIN	CLE	HOU	PIT**
1	0-1	0-1	0-1	0-1
2	0-2	1-1	0-2	1-1
3	0-3	2-1	0-3	2-1
4	1-3	3-1	0-4	2-2
5	1-4	3-2	0-5	3-2
6	1-5	4-2	0-6	4-2
7	1-6	4-3	0-7	5-2
8	2-6	4-4	0-8	6-2
9	3-6	5-4	0-9	7-2
10	4-6	5-5	0-10	8-2
11	4-7	6-5	1-10	9-2
12	5-7	7-5	1-11	9-3
13	5-8	8-5	1-12	9-4
14	6-8	8-6	1-13	9-5
15	7-8	8-7	2-13	10-5
16	7-9	9-7	2-14	10-6

1984				
Wk	CIN	CLE	HOU*	PIT**
1	0-1	0-1	0-1	0-1
2	0-2	0-2	0-2	1-1
3	0-3	0-3	0-3	2-1
4	0-4	1-3	0-4	2-2
5	0-5	1-4	0-5	3-2
6	1-5	1-5	0-6	3-3
7	1-6	1-6	0-7	4-3
8	2-6	1-7	0-8	4-4
9	3-6	1-8	0-9	5-4
10	3-7	2-8	0-10	6-4
11	4-7	2-9	1-10	6-5
12	4-8	3-9	2-10	6-6
13	5-8	4-9	2-11	7-6
14	6-8	4-10	3-11	7-7
15	7-8	4-11	3-12	8-7
16	8-8	5-11	3-13	9-7

1985				
Wk	CIN	CLE**	HOU	PIT
1	0-1	0-1	1-0	1-0
2	0-2	1-1	1-1	1-1
3	0-3	1-2	1-2	2-1
4	1-3	2-2	1-3	2-2
5	1-4	3-2	1-4	2-3
6	2-4	4-2	1-5	2-4
7	2-5	4-3	2-5	3-4
8	3-5	4-4	3-5	3-5
9	4-5	4-5	4-5	4-5
10	5-5	4-6	4-6	5-5
11	5-6	5-6	4-7	6-5
12	5-7	6-6	5-7	6-6
13	6-7	7-6	5-8	6-7
14	7-7	7-7	5-9	6-8
15	7-8	8-7	5-10	7-8
16	7-9	8-8	5-11	7-9

1986				
Wk	CIN	CLE**	HOU	PIT
1	0-1	0-1	1-0	0-1
2	1-1	1-1	1-1	0-2
3	2-1	1-2	1-2	0-3
4	2-2	2-2	1-3	1-3
5	3-2	3-2	1-4	1-4
6	4-2	4-2	1-5	1-5
7	5-2	4-3	1-6	1-6
8	5-3	5-3	1-7	2-6
9	6-3	6-3	1-8	3-6
10	6-4	7-3	2-4	3-7
11	7-4	7-4	2-9	4-7
12	8-4	8-4	3-9	4-8
13	8-5	9-4	3-10	4-9
14	9-5	10-4	3-11	5-9
15	9-5	11-4	4-11	6-9
16	10-6	12-4	5-11	6-10

1987				
Wk	CIN	CLE**	HOU*	PIT
1	1-0	0-1	1-0	1-0
2	1-1	1-1	1-1	1-1
3	Game Canceled (NFL Player Strike)			
4	1-2	2-1	2-1	2-1
5	2-2	2-2	3-1	2-2
6	2-3	3-2	3-2	3-2
7	2-4	4-2	4-2	4-2
8	2-5	4-3	5-2	4-3
9	2-6	5-3	5-3	5-3
10	3-6	6-3	6-3	5-4
11	3-7	7-3	6-4	6-4
12	3-8	7-4	6-5	6-5
13	4-8	7-5	7-5	7-5
14	4-9	8-5	7-6	8-5
15	4-10	9-5	8-6	8-6
16	4-11	10-5	9-6	8-7

1988				
Wk	CIN**	CLE*	HOU*	PIT
1	1-0	1-0	1-0	1-0
2	2-0	1-1	2-0	1-1
3	3-0	2-1	2-1	1-2
4	4-0	2-2	3-1	1-3
5	5-0	3-2	3-2	1-4
6	6-0	3-3	4-2	1-5
7	6-1	4-3	5-2	1-6
8	7-1	5-3	5-3	2-6
9	7-2	6-3	6-3	2-7
10	8-2	6-4	7-3	2-8
11	8-3	6-5	7-4	2-9
12	9-3	7-5	8-4	2-10
13	10-3	8-5	9-4	3-10
14	11-3	9-5	9-5	4-10
15	11-4	9-6	10-5	4-11
16	12-4	10-6	10-6	5-11

1989				
Wk	CIN	CLE**	HOU*	PIT*
1	0-1	1-0	0-1	0-1
2	1-1	2-0	1-1	0-2
3	2-1	2-1	1-1	0-2
4	3-1	3-1	2-2	2-2
5	4-1	3-2	2-3	2-3
6	4-2	3-3	3-3	3-3
7	4-3	4-3	4-3	3-4
8	5-3	5-3	4-4	4-4
9	5-4	6-3	5-4	4-5
10	5-5	7-3	6-4	4-6
11	6-5	7-3-1	7-4	5-6
12	6-6	7-4-1	7-5	6-6
13	7-6	7-5-1	8-5	6-7
14	7-7	7-6-1	9-5	7-7
15	8-7	8-6-1	9-6	8-7
16	8-8	9-6-1	9-7	9-7

1990				
Wk	CIN**	CLE	HOU*	PIT
1	1-0	1-0	0-1	0-1
2	2-0	1-1	0-2	1-1
3	3-0	1-2	1-2	1-2
4	3-1	1-3	2-2	1-3
5	4-1	2-3	2-3	2-3
6	4-2	2-4	3-3	3-3
7	5-2	2-5	4-3	3-4
8	5-3	2-6	4-4	4-4
9	5-4	2-7	4-5	5-4
10	6-4	2-8	5-5	5-5
11	6-5	2-9	6-5	6-5
12	7-5	2-10	6-6	6-6
13	7-6	2-11	7-6	7-6
14	7-7	3-11	8-6	8-6
15	8-7	3-12	8-7	9-6
16	9-7	3-13	9-7	9-7

1991				
Wk	CIN	CLE	HOU**	PIT
1	0-1	0-1	1-0	1-0
2	0-2	1-1	2-0	1-1
3	0-3	2-1	3-0	2-1
4	0-4	2-2	3-1	2-2
5	0-5	2-3	4-1	3-2
6	0-6	2-4	5-1	3-3
7	0-7	3-4	6-1	3-4
8	0-8	4-4	7-1	3-5
9	1-8	4-5	7-2	3-6
10	1-9	4-6	8-2	4-6
11	1-10	4-7	9-2	4-7
12	1-11	5-7	9-3	5-7
13	2-11	6-7	9-4	5-8
14	2-12	6-8	10-4	5-9
15	2-13	6-9	11-4	6-9
16	3-13	6-10	11-5	7-9



AFC CENTRAL/NORTH DIVISION PLAYOFF RACES WEEK-BY-WEEK (1980-2002)

Wk	1992			
	CIN	CLE	HOU*	PIT**
1	1-0	0-1	0-1	1-0
2	2-0	0-2	1-1	2-0
3	2-1	1-2	2-1	3-0
4	2-2	1-3	3-1	3-1
5	2-3	2-3	4-1	3-2
6	2-4	3-3	4-2	4-2
7	2-5	4-3	5-2	5-2
8	3-5	4-4	5-3	6-2
9	4-5	5-4	5-4	6-3
10	4-6	5-5	6-4	7-3
11	4-7	5-6	6-5	8-3
12	4-8	6-6	7-5	9-3
13	4-9	7-6	8-5	10-3
14	4-10	7-7	8-6	10-4
15	5-10	7-8	9-6	10-5
16	5-11	7-9	10-6	11-5

Wk	1993			
	CIN	CLE	HOU**	PIT*
1	0-1	1-0	0-1	0-1
2	0-2	2-0	1-1	0-2
3	0-3	3-0	1-2	1-2
4	0-4	3-1	1-3	2-2
5	0-5	3-2	1-4	3-2
6	0-6	4-2	2-4	4-2
7	0-7	5-2	3-4	4-3
8	0-8	5-3	4-4	5-3
9	0-9	5-4	5-4	6-3
10	0-10	5-5	6-4	6-4
11	1-10	5-6	7-4	6-5
12	1-11	6-6	8-4	7-5
13	1-12	6-7	9-4	8-5
14	2-12	6-8	10-4	8-6
15	3-12	7-8	11-4	8-7
16	3-13	7-9	12-4	9-7

Wk	1994			
	CIN	CLE*	HOU	PIT**
1	0-1	1-0	0-1	0-1
2	0-2	1-1	0-2	1-1
3	0-3	2-1	0-3	2-1
4	0-4	3-1	1-3	2-2
5	0-5	4-1	1-4	3-2
6	0-6	5-1	1-5	4-2
7	0-7	6-1	1-6	5-2
8	0-8	6-2	1-7	5-3
9	1-8	7-2	1-8	6-3
10	2-8	8-2	1-9	7-3
11	2-9	8-3	1-10	8-3
12	2-10	9-3	1-11	9-3
13	2-11	9-4	1-12	10-3
14	2-12	10-4	1-13	11-3
15	2-13	10-5	1-14	12-3
16	3-13	11-5	2-14	12-4

Wk	1995				
	CIN	CLE	HOU*	JAX	PIT**
1	1-0	0-1	1-0	0-1	1-0
2	2-0	1-1	1-1	0-2	2-0
3	2-1	1-2	1-2	0-3	2-1
4	2-2	2-2	2-2	0-4	2-2
5	2-3	2-3	2-3	1-4	3-2
6	2-4	2-4	2-4	2-4	3-3
7	3-4	2-5	2-5	2-5	3-4
8	3-5	3-5	3-5	3-5	4-4
9	3-6	4-5	4-5	3-6	5-4
10	4-6	4-6	4-6	3-7	6-4
11	4-7	4-7	4-7	3-8	7-4
12	5-7	5-7	5-7	3-9	8-4
13	5-8	5-8	5-8	3-10	9-4
14	6-8	5-9	5-9	3-11	10-4

15	6-9	6-9	6-9	3-12	11-4
16	7-9	7-9	7-9	4-12	11-5

Wk	1996				
	CIN	BAL	HOU	JAX*	PIT**
1	0-1	1-0	0-1	1-0	0-1
2	0-2	1-1	1-1	1-1	1-1
3	1-2	1-2	2-1	1-2	2-1
4	1-3	2-2	2-2	1-3	3-1
5	1-4	2-3	3-2	2-3	4-1
6	1-5	2-4	4-2	2-4	5-1
7	1-6	2-5	5-2	3-4	5-2
8	2-6	3-5	5-3	3-5	6-2
9	3-6	3-6	5-4	3-6	7-2
10	4-6	3-7	6-4	4-6	7-3
11	4-7	3-8	6-5	4-7	8-3
12	5-7	3-9	6-6	5-7	9-3
13	5-8	4-9	7-6	6-7	9-4
14	6-8	4-10	7-7	7-7	10-4
15	7-8	4-11	7-8	8-7	10-5
16	8-8	4-12	8-8	9-7	10-6

Wk	1997				
	CIN	BAL	JAX*	TEN	PIT**
1	1-0	0-1	1-0	1-0	0-1
2	1-1	1-1	2-0	1-1	1-1
3	1-2	2-1	3-0	1-2	1-2
4	1-3	3-1	3-1	1-3	2-2
5	1-4	3-2	4-1	1-4	3-2
6	1-5	3-3	5-1	2-4	4-2
7	1-6	3-4	5-2	3-4	5-2
8	1-7	4-4	5-3	4-4	6-2
9	2-7	4-5	6-3	4-5	6-3
10	3-7	4-6	7-3	5-5	7-3
11	3-8	4-6-1	8-3	5-6	8-3
12	4-8	4-7-1	8-4	6-6	8-4
13	4-9	4-8-1	9-4	7-6	9-4
14	5-9	5-8-1	9-5	7-7	10-4
15	6-9	6-8-1	10-5	7-8	11-4
16	7-9	6-9-1	11-5	8-8	11-5

Wk	1998				
	CIN	BAL	JAX**	TEN	PIT
1	0-1	0-1	1-0	1-0	1-0
2	1-1	1-1	2-0	1-1	2-0
3	1-2	1-2	3-0	1-2	2-1
4	1-3	2-2	4-0	1-3	3-1
5	2-3	2-3	5-0	2-3	3-2
6	2-4	2-4	5-1	3-3	4-2
7	2-5	2-5	5-2	3-4	5-2
8	2-6	2-6	6-2	4-4	5-3
9	2-7	3-6	7-2	5-4	6-3
10	2-8	3-7	8-2	6-4	6-4
11	2-9	4-7	8-3	6-5	7-4
12	2-10	5-7	9-3	6-6	7-5
13	2-11	5-8	10-3	7-6	7-6
14	2-12	5-9	10-4	8-6	7-7
15	3-12	5-10	10-5	8-7	7-8
16	3-13	6-10	11-5	8-8	7-9

		1999				
Wk	CIN	CLE	BAL	JAX**TEN*		
1	0-1	0-1	0-1	1-0	1-0	
2	0-2	0-2	0-2	2-0	2-0	
3	0-3	0-3	1-2	2-1	3-0	
4	1-3	0-4	2-2	3-1	3-1	
5	1-4	0-5	2-3	4-1	4-1	
6	1-5	0-6	Bye	5-1	Bye	
7	1-6	0-7	2-4	Bye	5-1	
8	1-7	1-7	2-5	6-1	6-1	
9	1-8	1-8	3-5	7-1	6-2	
10	1-9	2-8	3-6	8-1	7-2	
11	1-10	2-9	4-6	9-1	8-2	

12	2-10	2-10	4-7	10-1	9-2	5-6
13	3-10	2-11	5-7	11-1	9-3	5-7
14	4-10	2-12	6-7	12-1	10-3	5-8
15	Bye	2-13	7-7	13-1	11-3	5-9
16	4-11	2-14	8-7	13-2	12-3	6-9
17	4-12	Bye	8-8	14-2	13-3	6-10

Wk	2000					
	CIN	CLE	BAL*	JAX	TEN**	PIT
1	Bye	0-1	1-0	1-0	0-1	0-1
2	0-1	1-1	2-0	1-1	1-1	Bye
3	0-2	2-1	2-1	2-1	Bye	0-2
4	0-3	2-2	3-1	2-2	2-1	0-3
5	0-4	2-3	4-1	2-3	3-1	1-3
6	0-5	2-4	5-1	2-4	4-1	2-3
7	0-6	2-5	5-2	2-5	5-1	3-3
8	1-6	2-6	5-3	2-6	6-1	4-3
9	2-6	2-7	5-4	3-6	7-1	5-3
10	2-7	2-8	6-4	Bye	8-1	5-4
11	2-8	3-8	7-4	3-7	8-2	5-5
12	2-9	3-9	8-4	4-7	9-2	5-6
13	2-10	3-10	9-4	5-7	9-3	6-6
14	3-10	3-11	Bye	6-7	10-3	7-6
15	3-11	3-12	10-4	7-7	11-3	7-7
16	4-11	3-13	11-4	7-8	12-3	8-7
17	4-12	Bye	12-4	7-9	13-3	9-7

Wk	2001					
	CIN	CLE	BAL*	JAX	TEN	PIT*
1	1-0	0-1	1-0	1-0	0-1	0-1
2	2-0	1-1	1-1	2-0	0-2	Bye
3	2-1	2-1	2-1	2-1	Bye	1-1
4	2-2	3-1	3-1	2-2	0-3	2-1
5	3-2	3-2	3-2	Bye	1-3	3-1
6	3-3	4-2	3-3	2-3	2-3	4-1
7	4-3	Bye	4-3	2-4	2-4	5-1
8	Bye	4-3	5-3	2-5	3-4	5-2
9	4-4	4-4	6-3	3-5	3-5	6-2
10	4-5	5-4	6-4	3-6	4-5	7-2
11	4-6	6-4	7-4	3-7	4-6	8-2
12	4-7	6-5	8-4	3-8	5-6	9-2
13	4-8	6-6	Bye	4-8	5-7	10-2
14	4-9	6-7	8-5	5-8	6-7	11-2
15	4-10	6-8	9-5	6-8	7-7	12-2
16	5-10	7-8	9-6	6-9	7-8	12-3
17	6-10	7-9	10-6	6-10	7-9	13-3

AFC NORTH DIVISION

Wk	2002				
	BAL	CIN	CLE*	PIT**	
1	0-1	0-1	0-1	0-1	
2	0-2	0-2	1-1	0-2	
3	Bye	0-3	2-1	Bye	
4	1-2	0-4	2-2	1-2	
5	2-2	0-5	2-3	1-3	
6	2-3	0-6	2-4	2-3	
7	3-3	Bye	3-4	3-3	
8	3-4	0-7	4-4	4-3	
9	3-5	1-7	4-5	5-3	
10	4-5	1-8	Bye	5-3-1	
11	4-6	1-9	5-5	5-4-1	
12	5-6	1-10	6-5	6-4-1	
13	6-6	1-11	6-6	7-4-1	
14	6-7	1-12	7-6	7-5-1	
15	7-7	1-13	7-7	8-5-1	
16	7-8	2-13	8-7	9-5-1	
17	7-9	2-14	9-7	10-5-1	

** Division Champion

* Wild Card team

Qualified for Super Bowl Tournament



ALL-TIME NUMBERS

- 00 Johnny Clement (46-48)
- 0 Jack Collins (52)
- 1 Anthony Wright (99), Gary Anderson (82-94), Dave Troul (81), Merlyn Condit (40), Warren Heiler (36), Zeher (35)
- 2 Todd Peterson (02), Matt George (98), Jon Staggers (70-72), Bill Lajousky (36), Sigurd Sandberg (35)
- 3 Jeff Reed (02), Kris Brown (99-01), Rohn Stark (95), Mark Royals (82-94), Andy Tomasic (42), Bill Dudley (42), Thomas Thompson (40), Maurice Bray (35)
- 4 Josh Miller (96-02), Dan Stryzinski (90-91), Andy Tomasic (42), Frank Bykowski (40), Mel Pittman (35)
- 5 David Trout (87r), Craig Colquitt (78-81, 83-84), Terry Hanratty (69-76), John Binotto (42), Henry Bruder (40), George Rado (36), Gene Auguststerner (35)
- 6 Bubby Brister (86-92), Jim Elliott (67), Chester Johnson (40), Cosgrove (35)
- 7 Pete Gonzalez (98-99), Reggie Collier (87r), Jack Kemp (57), John Lyle (56), James Finks (51-52, 54-55), Leroy Zimmerman (43), Reggie Coldagelli (40), Reznichak (35)
- 8 Tommy Maddox (01-02), Everett Fisher (40), Joseph Yuric (40), DeLuca (35)
- 9 Norm Johnson (95-98), Matt Bahr (79-80), Dick Brown (69), John Foruria (67-68), George Krick (40), Bush (35)
- 10 Kordell Stewart (95-02), John Bruno (87r), Scott Campbell (84-86), Roy Gerela (71-78), Kent Nix (67-69), Ron Smith (66), Rudy Bukich (60-61), Dan Nolan (59), Earl Morrall (57-58), Alex Sherman (43), Russell Cotton (42), Boyd Brumbaugh (40), Byron (Whizzer) White (33), Dom Cara (37), Wayne Sandefur (36), Stan Olejniczak (35), Marv Ellstrom (35)
- 11 Kent Graham (00), Mike Quinn (97), Rick Strom (89-93), Jeff Quinn (82), Gene Mingo (69), Rich Badar (67), Ron Meyer (65), Howard Hartley (49-51), Norm Mosley (48), Curtis Sandig (42), John Schmidt (40), John Yurchey (40), Mike Basrak (37), Maurice Bray (36), Valenti (35), Van Horn (35)
- 12 Terry Bradshaw (70-83), Terry Nofsinger (63-64), Jack Scarbath (56-57), Vic Eaton (55), Stan Zajdel (51), Nick Skorich (48), Dick Riffe (42), Morgan Tiller (42), William Patterson (40), Bill Davidson (37), Henry Weisenbaugh (35), Alex Rado (35)
- 13 Bill Mackrides (54), Lee Mulleneaux (36), Redding (35), Harbes (35)
- 14 Tom Rouen (02), Shane Edge (96), Neil O'Donnell (90-95), Todd Blackledge (88-89), Alan Watson (70), Bill Shockley (68), Bill Nielsen (63-67), Vic Eaton (54), Ed Kissell (52-54), Lynn Chandnois (51), Joseph Maras (40), George Kase (36-37), George Nicksich (35), John Gildea (35)
- 15 Bobby Shaw (98), Steve Bone (87-88), Mike Kruczek (76-79), George Izo (65), Ed Brown (62-64), Ted Laux (43), Vernon Martin (42), John Bode McNally (37), Vic Vidoni (35), Warren Heller (35)
- 16 Charlie Batch (02), Jim Miller (94-96), Mark Malone (80-87), Neil Graff (76-77), Dock Mosley (69), Ken Hebert (68), Tommy Wade (64-65), John Green (60), Len Dawson (57-59), Dave Andzrejowski (56), Gonzales Morales (47-48), Allan Donelli (42), Carroll Raborn (36-37), Clarence Janacek (35), Ben Cicconia (35)
- 17 Tee Martin (00-01), Curtis Marsh (97), John Goodson (82), Joe Gilliam (72-75), Dick Shiner (68-69), Ted Marchibroda (55), Paul Held (54), Maurice Duncan (54), Gary Kerkerian (52), Joe Glamp (47-49), Joe Hogue (42), Armand Niccolai (35-37, 40), Bob Hall (35)
- 18 Mike Tomczak (93-99), Harry Newsome (85-89), Cliff Stoudt (77-83), Terry Notsinger (61-62), Jack Stephans (59), Jack Kemp (57-58), Ted Marchibroda (55-57), Pat Brady (54), Chuck Ortmann (52), Alex Lukachik (42), Frank Sullivan (40), Max Fiske (37), Loran Ribble (35), George Rado (35)
- 19 Andre Coleman (97), David Woodley (84-85), Maury Duncan (56), Pat Stark (56), George Somers (42), Max Fiske (37), Vic Vidoni (36), Turner (35), Johnson (35)
- 20 Dewayne Washington (98-02), Eric Pegram (95-96), Dwight Stone (87-94), Ernest French (82), Rocky Bleier (71-80), Paul Marthia (64-69), Jack Stanton (61-62), Bill Butler (61), Jack Morris (60), Don Sutherland (59), Jack Cal (59), Dick Christy (58-59), Eugene Cichowski (57-58), John Howie (56), Gene Rossi (56), Pat Stark (54), Howard Hartley (52), George Sirochman (42), Elmer Hackney (42), Rondour (35), Wilbur Sortet (34-37, 40)
- 21 Amos Zereoue (99-02), Bo Orlando (98), Donnell Woolford (97), Dean Figures (93-96), Richard Bell (80), Greg Lee (88), Eric Williams (83-86), Tony Dungy (77-78), Glenn Scolnick (73), Gene Mingo (70), Jim Shorter (69), Jim Bradshaw (64), Karl Karlvacz (61), Lou Levanti (51), Chuck Cherundolo (42-48), Lou Tomasetti (40), John Vaughan (35)
- 22 Hank Potalet (00-02), Terrance Joseph (98), John L. Williams (94-95), Larry Griffin (87-93), Rick Woods (82-85), Ernie Pough (76), Dick Conn (74), Bobby Layne (58-62), Richie McCabe (58), Fred Bruney (57), Lowell Lander (56), Jack Zachary (54), Harold Payne (52), Jerry Nuzum (48-49, 51-52), Ralph Wenzel (42), John Klumb (40), Frank Ivy (40), Silvio Zaninelli (35-37)
- 23 Jason Simmons (98-01), Anthony Daigle (94-95), Sammy Walker (91-92), Tim Tyrrell (89), Spark Clark (87r), Chris Brown (83-85), Fred Bohannon (82), Mike Wagner (71-80), Bob Campbell (69), Jim "Cannonball" Butler (65-67), Bill "Red" Mack (61-63), Harold Payne (52), Joe Gasparella (51), Ed Paskey (51), Bill Pavlikowski (51), Armand Niccolai (42), John Berdelli (42), Rocco Pirro (40), John Gildea (36), Oliver (35)
- 24 Nakia Codie (00), Chris Oldham (95-99), Tim McKyer (94), Richard Shelton (91-93), Rodney Carter (88-89), Rich Erenberg (84-86), J.T. Thomas (73-81), Kenny Graham (70), Jon Henderson (68-69), Jim Bradshaw (64-65), John Sample (61-62), Bob Luna (59), Clive Bullion (59), Billy Wells (57-58), Dick Hughes (57), Henry Ford (56-57), Richie McCabe (55, 58), Russ Craft (54), Claude Hipps (52), Ed Brett (37), John Turley (36), Soufley (36)
- 25 Fred McAtee (95-98), Gary Jones (90-91, 93-94), David Arnold (89), Anthony Tuggle (85-87), Greg Best (83), Marvin Cobb (80), Ray Oldham (78), Ron Shanklin (70-74), Don Shy (67-69), Jerry Simmons (63, 66), Kraig Loquist (65), Roy Curry (63), David Ames (60), Ray Mathews (52, 54-59), Heck Hensley (51), Jack Butler (50), John Naicta (42), Coley McDonough (40), Vince Sites (36-37), Bill Snyder (35), Ben Smith (34)
- 26 Deshea Townsend (98-02), Rod Woodson (87-96), John Swain (85-86), Scoop Gillespie (84), Preston Pearson (70-74), John Sodaski (69), Rocky Bleier (68), Brady Keys (61-67), Joe Scudero (60), Ron Hall (59-60), Gary Glick (57-59), Lou Baldacci (56), Dewey McConnell (54-55), Art DeCarlo (54), Bill Robinson (52), Bill Holcomb (37), Ed Skoroniski (36), Joe Wiehl (35), John Oehler (34)
- 27 Brent Alexander (00-02), Travis Davis (99), Willie Williams (93-96), Thomas Everett (88-91), Greg Hawthorne (79-83), Glen Edwards (71-77), Clarence Oliver (69-70), Bill Mack (65), Dick Haley (61-64), Dean Derby (57-61), Ted Wegert (57), Gary Glick (56), Lou Baldacci (56), Tad Weed (55), Jim Brandt (52-54), Fran Rogel (51), George Papach (48-49, 51), John Butler (43), Dick Riffe (42), Clarence Thompson (37), Ed McDonald (36), Charles Casper (35), George Kavel (34)
- 28 Chris Hoge (02), Ainsley Battles (00), John Jenkins (98), Alvoid Mays (95), Lupe Sanchez (86-88), Robert Williams (84), Alvin Maxson (77-78), Ocie Austin (70-71), Clendon Thomas (62-68), Henry Clement (61-62), Rex Johnston (60), Don Nikles (60), Don Bishop (59), Jim Smith (59), George Volkert (58), Dick Hughes (57), Lou Cimaroli (56), Leon Campbell (55), Ed Kissell (55), Al Brosky (54), Pat Brady (52), Tony Morsen (51), John Gruble (51), Bob Davis (48-49), Theo Doyle (40-42), Sigurd Sandberg (36-37), Chase (35)
- 29 Chidi Iwuoma (02), Lance Brown (98-99), Randy Fuller (95-97), Barry Foster (90-94), Cornell Gowdy (87-88), Ron Johnson (77-84), Brent Sexton (77), John Dockery (72-73), Fred Barry (70), Bob Hohn (65-69), Joe Smaltz (60-63), Walt Williamson (59), Lowell Lander (56), Joe Lamas (42), Don Campbell (40), Stu Smith (37), Ben Smith (35)
- 30 Chad Scott (97-02), Victor Jones (93), Frank Pollard (83-88), Larry Anderson (78-81), Terry Cole (70), Bill Asbury (66-

ALL-TIME NUMBERS (continued)

- 69), Bob Harrison (64), Tom Tracy (58-63), Ed Sears (58), Stan Zajdel (52), Truett Smith (51), Vince Ragunas (49), Bill Garnaas (48), George Gonda (42), Don Looney (42), Stan Pavkov (40), Joe Cardwell (37), John Karcis (36), Norm Greeney (35)
- 31 Mike Logan (01-02)**, Donnie Shell (74-87), Al Young (72), Carl Crennel (70), Ed Holler (64), C.F. Roberts (59), Larry Krutko (58), Bill Hewitt (43), Bob Masters (43), Tony Bova (42)
- 32 Franco Harris (72-83)**, Hubie Bryant (70), Ken Liberto (69), Byron McCabe (68), Joe Womack (62-63), Willie Simpson (61), Ted Wianowski (56), Charles Gauer (43), Tom Brown (42), Ben Zavanelli (42), Henry Markler (34)
- 33 R.J. Bowers (01)**, Richard Hunter (98-00), Byron "Bam" Morris (94-95), Merri Hoge (87-93), Harvey Clayton (83-86), Anthony Anderson (79), John Fuqua (70-76), Wall Mitchell (69), Theron Sapp (63-65), Dick Young (58), Fran Rogel (54-57), Jerry Shipkey (51-52), George Murphy (51), Charles Seabright (48-49), Stephen Sader (43), Allan Donelli (42), Walter Lamas (42), Walter Strosser (42), George Piatukis (40), John Gildea (37), Joe Malkovich (35), Silvio Zaninelli (34)
- 34 Verron Haynes (02)**, Tim Lester (95-98), Leroy Thompson (91-93), Walter Abercrombie (82-87), Andy Russell (66-76), Bob Soleau (64), Bob Simms (62), Charles Scales (60-61), Leo Elter (58-59), Lem Harkey (55), Pat Cameron (54), Fran Rogel (52), Hubbard Law (42), Warren Heller (34)
- 35 Dan Kreider (00-02)**, Carlos King (96), Fred McAfee (94), Delfon Hall (87-91), Ray Williams (87), Jack Deloplane (76-79), Steve Davis (72-74), Booth Lusteg (68), Tom Watkins (68), John Henry Johnson (60-65), Rudy Hayes (59), Paul Younger (58), Dick Young (57), Charles Shepard (56), Sam Pino (56), Tom Calvin (52, 54-55), Joe Geni (49-51), Bill Dudley (42), John Schiehl (42), Walt Kiesling (37), Ed Karp (36), John Blood McNally (34)
- 36 Jerome Bettis (96-02)**, Fred Foggie (94), David Hughes (86), Todd Spencer (84-85), Guy Ruff (82), Wentford Gaines (77), Dave Brown (75), Jim Brumfield (71), Don McCall (69), Charlie Blvins (67), Clarence Peaks (64-65), Andy Russell (64), Wilbert Scott (61), Rudy Hayes (60, 62), Marion Motley (55), John Woodenberg (40, 42), Ed Karp (36-37, 40), Basilio Marchi (34)
- 37 Carnell Lake (89-98)**, Kelvin Middleton (87), Donnie Elder (86), Frank Wilson (82), Laverne Smith (77), Bill Cahill (73), Charles Beatty (69-70, 72), Bob Morgan (67), Bob Smith (66), Ken Kirk (62), Mike Henry (60-61), Bo Dickinson (59), Dale Atkinson (57-58), Marion Motley (55), Burrell Shields (54), Jack Wagner (54), Jack Spinks (52), Joe Hollingsworth (51), Henry Minarik (51), Bill McPeak (49), Ernest Steele (43), Clure Mosher (42), Mose Kelsch (34)
- 38 Jon Wilman (96-01)**, Tim Worley (89-91), Rock Richmond (87), Elton Veals (84), Sidney Thornton (77-81), Ed Bradley (72-75), Earl Gros (67-69), Mike Lind (65-66), Frank Pastin (42), Love (34)
- 39 Erik Toffen (02)**, Darren Perry (92-98), Rick Moser (79-82), Sidney Thornton (78), Bobby Walden (68-77), Larry Krutko (58-61), Allan Cann (58), Sid Watson (55-57), Leo Eller (54), Ed Modzelewski (52), David Bernard (42), George Dobash (42), John Perko (37, 40), Max Fiske (36), Armand Nicolai (34)
- 40 Myron Bell (94-97, 01)**, Stan Smagala (92), Richard Shelton (90), Eric Wilkerson (89), Dan Reeder (86-87), Anthony Corley (84), Randy Reutershan (78), Preston Carpenter (60-63), Russ Craft (54), George Hughes (51), Mike Rodak (42), Carl Nery (40), Hayden Mayhew (37), Rudy Tesser (34-35)
- 41 Lee Flowers (95-02)**, Solomon Wilcoits (92), Kevin Smith (91), Chris Sheffield (86-87), Sam Washington (82-85), Tom Moriarty (80), Nat Terry (78), Dennis Meyer (72-73), Larry Elkins (69), Bernie Wyatt (62), Earl Girard (57-58), Fred Bruney (56), Lowell Perry (56), Dick Doyle (55), Johnny Lattner (54), Tony Bova (42)
- 42 Myron Bell (00)**, Randy Culbert (93), Warren Williams (88-92), Dave Edwards (85-87), Anthony Washington (81-82), Dick Hoak (61-70), Lowe Wren (60), Dick Alban (56-59), Jim Hill (55), Jack Collins (52), Pat Brady (52), Joe Hollingsworth (49-51), Harry Sweesy (51), Ray Evans (48), Walter Kichelski (42), Samuel Boyd (40)
- 43 George Jones (97)**, Steve Avery (94-95), Shawn Vincent (91), Ray Wallace (89), Ernest Jackson (87-88), Tim Harris (83), Frank Lewis (71-77), Erwin Williams (69), Glen Glass (63), Overton Curtis (61), Tom Barnett (59-60), Fay Mitchell (58), William Bowman (57), Jim Hill (55), Jack Hinkle (43)
- 44 Terry Richardson (96)**, D.J. Johnson (89-93), Rodney Carter (87), Henry Odom (83), Frank Pollard (80-82), Mike Collier (75-76), Lee Calland (69-72), Bob Wade (68), Bill Daniels (61-66), Bert Rechichar (60), Art Davis (58), Earl Girard (57), Vic Pollock (52), Ray Mathews (51), Dick Hensley (51), Tony Compagno (48), John Sanderson (42), Stu Smith (40), Carl Littlefield (41), Bill Breedon (37), Forrest Douds (34-35)
- 45 Chris Fuamatu-Ma'afala (98-02)**, Chuck Sanders (86-87), Russell Davis (80-83), Jim Allen (74-77), John Nice (69), Dick Compton (67-68), Ralph Fellon (56), Brad Myers (57), Art Davis (56), Paul Cameron (54), Bob Cifers (47-48), Walter Kichelski (40, 42), Norm Greeney (34)
- 46 Troy Sadowski (97-98)**, Reggie Harrison (74-77), Warren Bankston (69-73), Chet Anderson (67), Frank Lambert (65-66), Phil King (64), Bob Ferguson (62-63), Bob Coronado (61), Fred Williamson (60-61), Charley Tolar (59), Billy Reynolds (58), Bill Walsh (49-51), Ed Ryan (48), Arthur Albrecht (42)
- 47 Scott Shields (99-00)**, Bruce Jones (87), Cameron Riley (87), Steve Morse (85), Mel Blount (70-83), Marv Woodson (64-69), Jackie Simpson (61-62), Dick Moegle (60), Izzy Weinstock (37), Ed Matesic (36)
- 48 Matt Cushing (00-02)**, A.J. Oforile (95), David Little (81), John Rowser (70-73), Gary Ballman (62), Leroy Reed (58), Lionel Reed (56), Joe Gasparella (48, 51), Eberle Schultz (42), Jesse Quatse (34)
- 49 Barron Miles (95)**, Dwayne Woodruff (79-90), Ralph Anderson (71-72), John Sodaski (70), Lou Harris (68-69), Amos Bullock (66), Bob Sherman (64-65), Ronnie Hall (59), William Bowman (57), Lynn Chandnois (52, 54-56), Charles Ortmann (51), Jerry Shipkey (48-49), Bob Thurban (43)
- 50 Larry Foote (02)**, Earl Holmes (96-01), Reggie Barnes (93), David Little (80-92), Darryl Knox (87), Tom Graves (79), Jim Clack (69-77), Bill Saul (64, 66-68), John Reger (55-63), Stan Sheriff (54), Melvin Fulwyle (54), George Tarasovic (52), Al Wuks (43), Harold Hinte (42), Nick Studen (42), John Noppenburg (40)
- 51 James Farrior (02)**, Mike Jones (01), Carlos Emmons (96-99), Ed Robinson (94), Chuck Lanza (88-89), Paul Oswald (87), John Loft (87), Dan Turk (85-86), Loren Toews (73-83), Bob Maples (71), Jim Powell (66), Ken Henson (65), Buzz Nutter (61-64)
- 52 Mike Webster (74-89)**, Jim O'Shea (71), Sid Williamson (69), Mike Connelly (63), Gene Breen (65), Jack Klotz (59), George Tarasovic (57-58), Charles Lattimer (54), Ray Graves (43)
- 53 Clark Haggans (00-02)**, Steven Conley (96-98), Bryan Hinkle (81-93), Dennis Winston (77-81), Greg Blankenship (76), Ray Pinney (76), Henry Davis (70-73), John Campbell (65-69), Ken Kirk (62), George Tarasovic (56), Theo Grabinski (40), Byron Haines (37)
- 54 Mike Schneck (99-02)**, Donta Jones (95-98), Hardy Nickerson (82-92), Fred Small (85), Craig Bingham (82-84), Zack Valentine (79-81), Dave LaCrosse (77), Mary Kellum (74-76), Doug Fisher (69-70), Max Messner (64-65), Val Jansante (46-51)
- 55 Joey Porter (99-02)**, Jerry Olsavsky (90-97), Darin Jordan (88), Ken Woodard (87), Dennis Winston (85-86), Rick Donnalley (82-83), Jon Kolb (69-81), Pat Killion (66), Dan James (60), Buck Grover (59), John Cenci (56), Lou Tepe (55), Tony Monsen (51), Charles Mehlich (46-51), Milt Simington (42)
- 56 Chucky Okobi (01-02)**, Mike Vrabel (98-00), Patrick Scott (95-96), Rico Mack (93-94), Rob McGovern (91), Tyrone Stowe (87), Robin Cole (77-87), Ray Mansfield (68-76), Bob Rowley (63), George Tarasovic (56), Marvin Matuszak (55), Fred Broussard (55), Bill Walsh (51-52, 54), Bob Balog (49-50, 51)

ALL-TIME NUMBERS (continued)

- 57 John Fiala (98-02), Eric Ravotti (94-96), Jerrol Williams (90-92), Mike Merriweather (82-87), Sam Davis (67-79), Art Hunter (65), Ed Beatty (57-61), Jim Taylor (56-57), Dick Flanagan (54-55), Frank Sinkovitz (47-52)
- 58 Jack Lambert (74-84), Chuck Allen (70-71), Ed Pine (65), Gail Clark (63), Roger Pilleath (60)
- 59 Todd Seabaugh (84), Jack Ham (71-82), Ray May (67-69), Lou Lavan (51-52), Paul O'Brien (51)
- 60 Oliver Ross (00), Anthony Brown (99), Mark Rodenhauser (98), Kendall Gammon (92-95), Brian Blankenship (87-91), Randy Rasmussen (86), Ben McGee (64-72), Rudy Hayes (61), Don Rohrer (60), Dale Dodrill (51-52, 54-59), Paul Salata (51), Leo Nobile (48-49), Ed Michaels (43)
- 61 Jeff Smith (02), Tom Myslinski (00), Greg Black (95), Tim Simpson (94), Dean Caliguire (91), Charlie Dickey (87), Blake Wingle (83-85), Tyrone McGriff (80-82), Brian Stenger (69-73), Jerry Mazzaniti (67), Eli Strand (66), Fran Mallick (65), Riley Gunnels (65), Ed Meyer (60), Ted Karras (58-59), Marv McFadden (56), Marv Matuszak (55), Lou Tepe (54-55), Dick Miller (52), Gordon Paschka (43)
- 62 Roger Duffy (98-01), Tom Myslinski (96-97), Todd Kalis (94), Tunch Ikin (80-92), Jim Wolf (74-75), Ralph Welzel (66-71), Mike Sandusky (57-65), Art Michalik (55-57), Pete Ladygo (54), Dick Tomlinson (51-52), Steve Suhey (48-49)
- 63 Dermontti Dawson (88-00), Robert Washington (87r), Pete Rostotsky (84-86), Thom Dornbrook (79), Ernie Holmes (72-77), Rod Breedlove (65-67), Art Anderson (63), Pete Perrault (62), Jim Palmer (61), John Perkins (59), Bob Dougherty (58), George Tarasovic (56), Hal Hunter (56), Al Maier (55), Bill Pearman (54), Darrell Hogan (49-51-52), Dick Mace (51)
- 64 Jeff Hartings (01-02), Kenny Davidson (90-93), Jerry Reese (88), Alan Huff (87r), Edmund Nelson (82-87), Steve Furness (72-80), Chuck Hinton (64-71), John Kapele (60-62), Bill Krisher (58-59), Bill Michael (57), Marv Matuszak (56-57), Don Penza (56), Don Earley (56), Joe Tyrell (55), Rudy Ardabaker (52-54), Bryant Meeks (47-48), Clark Goff (40), John Karcis (37)
- 65 Rich Tyiski (00-01), Alan Faneca (98-99), John Jackson (88-97), Jim Boyle (87), Ray Pinney (85-87), Tom Beasley (78-83), Lloyd Voss (66-71), Bob Nichols (65), Tom Bettis (62), John Nisby (57-61), Bob O'Neil (57), Ralph Jecha (56), Wayne Edmonds (56), George Hughes (51-52, 54-55), Louis Allen (51), John Mastrangelo (48)
- 66 Alan Faneca (00-02), Jim Sweeney (96-99), Tom Newberry (95), Siluag Palelei (94), Donald Evans (90-93), Mark Behning (88), Ted Petersen (77-83), Bruce van Dyke (67-73), Myron Potlios (61-63, 65), Dick Campbell (58-60), Aubrey Rozelle (57), Gerald Leahy (57), George Kennard (57), Marv Matuszak (56), John Schweder (54-55), Pete Ladygo (52), Don Samuel (49-51)
- 67 Kim von Oelhoffen (00-02), Shar Pourdanesh (99), Jamain Stephens (96-98), Duval Love (92-94), Mike Hinnant (89), Gary Dunn (76, 78-87), Craig Hanneman (72-73), Clarence Washington (69-70), Dick Capp (68), Bob Schmitz (61-64, 66), Earl Butler (60), Claude Billingsley (59), John Nisby (57), Ralph Freeman (57), Jerry Jacobs (56), Nick Fehrer (55), George Oneskey (55), Truett Smith (52), Enio Conti (43)
- 68 Keydrick Vincent (01-02), Shar Pourdanesh (00), Brenden Stai (95-99), Lonnie Palelei (93), Mike Withycombe (91), Lorenzo Freeman (87-90), Jeff Lucas (87), L.C. Greenwood (69-81), Mike Magac (65-66), Ron Stehower (60-64), Mike Henry (59), Bob Dougherty (58), Ed Beatty (57), Frank Palmisano (54), John Schweder (51-52), Alex Aurilio (51), Floyd Simpson (51)
- 69 Ariel Solomon (91-95), Ben Thomas (88), David Oplar (87), Gabe Rivera (83), Fred Anderson (78), Jerry Hillebrand (68-70), Buck Grover (60), Bob Stark (59), Mike Iannucci (56)
- 70 Ernie Stautner (51-63), Darwin Horn (51)
- 71 Larry Tharpe (00), Orpheus Royce (96-99), Dan Fike (93), Tom Ricketts (89-91), Ted Petersen (87r), Emil Boures (83-84), Gordon Gravelle (72-76), Dick Arndt (61), Charles Bradshaw (61-66), Ken Longenecker (61), Joe Lewis (58-60), John Coyne (56), Frank Kilroy (43)
- 72 Wayne Gandy (99-02), Bernard Dafney (96), Leon Searcy (92-95), Buddy Aydelette (87), Ray Snell (84-85), Gerry Mullins (71-79), Joe Greene (69), Fran O'Brien (66-68), Ray Lemek (62-65), Dick Klein (61), Byron Beams (59-60), John Simerson (59), Darrell Dess (58), Bill Schmitt (58), Willie Lee (57), Sid Fournet (57), Bob Gaona (54-57), Earl Murray (52), Alex Small (52), Paul Lea (51), Dale Dodrill (51), Red Moore (47-49), Ted Doyle (43)
- 73 Kendall Simmons (02), Chris Combs (00-01), Justin Strzelczyk (90-99), Craig Wolfley (80-89), Rick Druschel (74-75), Rick Sharp (70-71), Ernie Ruple (68-69), Ray Mansfield (63-67), Frank Atkinson (63), John Baker (62), George Balthazar (61), Will Renfro (60), Ray Fisher (59), Fran Holohan (56), Carl Holten (54), Joseph Fagan (54), Frank Lettieri (52), Louis Allen (51-52), Darrell Hogan (51), Bill Cregar (48)
- 74 Chris Sullivan (00), Nolan Harrison (97-99), Terry Long (84-91), Mark Kurchner (83), Ray Pinney (76-82), Dave Reavis (74-75), Tom Keating (73), John Brown (67-71), Riley Gunnels (65-66), Urban Henry (64), Lou Cordileone (62-63), John Kenerson (62), George Strugar (62), George Denko (61), Frank Varrichione (55-60), John Lapsley (54), Pete Ladygo (52)
- 75 Joe Greene (69-82), Ken Kortas (65-69), Joe Krupa (56-64), Nick Bolkovac (54), Dick Fugler (52), Jack Gearding (52), George Hays (51), John Schweder (51), Jack Wiley (48-49)
- 76 Chris Hoke (01-02), Kevin Henry (93-00), Rollin Putzier (88), Jerry Quick (87), Glen Howe (85), John Banaszak (75-81), Glen Ray Hines (73), Burt Askson (71), Mike Haggerty (67, 69-70), Gene Lipscomb (61-62), Ken Longenecker (60), George Belotti (59), Bill McClung (55-58), Pete Ladygo (54-55), Don Tasotti (54), Doug Conway (52), Tom Brown (42)
- 77 Marvel Smith (00-02), Kris Farris (99), Will Wolford (96-98), Carlton Haselrig (90-93), Jim Boyle (87-88), Mark Smith (87r), Steve August (84), Steve Courson (78-83), Charlie Davis (74-75), Mel Holmes (71-73), Mike Taylor (68-69), Dan James (61-66), Billy Ray Smith (58-60), Tom O'Brien (58), Gus Cifelli (54), Tom Palmer (54-55), John Schweder (52), Walter Sztol (52), Ray Mathews (51), Bob Gage (49-50), Paul Davis (48)
- 78 Mathias Nkwenti (01-02), Chris Conrad (98-99), Taase Faumu (94-95), Gary Howe (92), Tim Johnson (87-89), Mark Catano (84-85), Dwight White (71-80), Frank Parker (68-69), John Baker (63-67), Dick Loncar (60), Dave Liddick (57), John Muldowney (56), Lou Ferry (52, 54-55), George Nicksich (52), Carl Samuelson (51), Nick DeRosa (51)
- 79 Oliver Ross (01-02), Paul Wiggins (97), James Parnish (95), John Rienstra (86-90), Larry Brown (77-84), Larry Gagner (66-69), Lou Michaels (61-63), John Scott (60), Riley Gunnels (59), John Simerson (58), Tom Gulan (57), Dick Murley (56), Jim Emmons (56), Dick Modzelewski (55), Ernie Cheatham (54), Walter Barnes (52), Frank Wydo (47-51), Vic Sears (43)
- 80 Plaxico Burress (00-02), Matt Cushing (99), Jahine Arnold (96-98), Johnnie Barnes (95), Charles Davenport (92-94), Mark Stock (89), Theo Young (87), Russell Hairston (87r), Warren Seitz (86), Frank Pokorny (85), Wayne Capers (83-84), Joe Fowlkes (60), Jack Butler (51-59), George Hays (51)
- 81 Marco Battaglia (02), Dan O'Leary (02), Troy Edwards (99-01), Charles Johnson (94-98), Jeff Graham (91-93), Mike Hinnant (88), Lyneal Alston (87), Darrell Nelson (84-85), Paul Skansi (83), Elbie Nickel (48-49, 51-57)
- 82 Antwan Randle El (02), Bobby Shaw (99-01), Henry Bailey (98), Yancey Thigpen (92-97), Derek Hill (89-90), John Stallworth (74-87), Dave Williams (73), Dennis Hughes (70-71), John Hilton (65-69), Chuck Logan (64), Tom Miner (58), Bob Gunderman (57), Don Fritz (56), Ed Meadows (55), Pat Brady (55), Joe Zombek (44), Ernie Cheatham (54), Bill Pearman (54), George Hays (52), Henry Minarik (51), Bill Long (49-50)
- 83 Lenzie Jackson (01-02), Kamil Loud (00), Malcolm Johnson (99-00), David Dunn



ALL-TIME NUMBERS (continued)

- (98), Andre Coleman (98), Corey Holiday (95-97), Louis Lipps (84-91), Melvin Anderson (87r), Willie Sydnor (82), Theo Bell (76-80), Barry Pearson (72-73), Don Alley (69), Mike Clark (64-67), John Brown (61), Buddy Dial (59), Dick Lucas (59), Ed Bernet (58), John Nisby (57), Leo Bigbie (57), Fred Glatz (56), Ed Bernet (55), Dewey Brundage (54), Kirk Hinderlinder (54), Roger Bradford (54)
- 84 Jerame Tuman (99-02)**, Harold Bishop (98), Kirk Botkin (96-97), Tracey Greene (95), Walter Rasby (94), Tim Jorden (92-93), Mike Mularkey (89-91), Jeff Markland (86), Danzell Lee (87), Chris Kolodziejski (84), Randy Grossman (74-80), Chuck Dicus (73), Tony Jeter (66-68), Lee Folkins (65), Buddy Dial (60-63), Gern Nagler (59), R.K. Brown (59), Bill McPeak (51-52, 54-57), Larry Cabrelli (43)
- 85 John Allred (02)**, Cory Geason (00-01), Mitch Lyons (97-99), Jonathan Hayes (94-96), Craig Keith (93), Russ Campbell (92), Terry O'Shea (89-90), Troy Johnson (88), Calvin Sweeney (80-87), Ernie Pough (76-77), Dave Davis (73), Bob Adams (69-71), Jerry Marion (67), Gary Ballman (63-66), Bob Schnelker (62), Clayton Tave (60), Don Bishop (58-59), Bill Michael (57), Joe O'Malley (55-56), Joe Zombek (54-55), Dick Hensley (52), Val Jansante (51), Fred Smith (51), Tony Bova (43)
- 86 Hines Ward (98-02)**, John Farquhar (96), Damon Gays (95), Eric Green (90-94), Preston Goehard (85-88), Ralph Britt (87r), Gregg Garrity (83-84), Jim Smith (77-82), Reggie Garrett (74-75), Glenn Scolnick (73), J.R. Wilburn (66-70), John Burrell (62-64), Len Burnett (61), Jimmie Orr (58-60), Jon Evans (58), Perry Richards (57), Bob O'Neil (56-57), Ed Meadows (55), Pat O'Donohue (55), Don Fritz (54), Tom Jelley (51-52), Charles Mehelich (51), Carl Samuelson (49, 51)
- 87 Mark Bruener (95-02)**, Craig Keith (94), Adrian Cooper (91-93), Weegie Thompson (84-89), John Rodgers (82-83), Johnny Dirden (81), Jim Mandich (78), Larry Brown (71-76), Roy Jefferson (65-69), Don Larose (64), Glen Glass (62), Harlon Hill (62), John Simko (61), Jack McClairn (55-60), Leo Davis (54)
- 88 Terance Mathis (02)**, Tim Baker (01), Courtney Hawkins (97-00), Andre Hastings (93-96), Mark Didio (92), Chris Calloway (90-91), Jason Johnson (89), Joey Clinkscales (87-88), Jessie Britt (86), John Rodgers (84), Craig Dunaway (83), Lynn Swann (74-82), Dave Smith (70-72), Dick Kotite (68), Steve Smith (66), John Powers (61-65), Bob Schnelker (61), Steve Mellinger (61), Gary Chestang (61), Pete Brewster (59-60), Tom Miner (58-59), Hal Smith (58), John Stock (56), George Sulima (52, 54, 56), George Nicksich (51)
- 89 Lee Mays (02)**, Will Blackwell (97-01), Ernie Mills (91-96), Charles Lockett (87-88), Bennie Cunningham (76-85), John McMakin (72-74), Marsh Cropper (67-69), Jim Kelly (64), Bobby Joe Green (60-61), Dick Lasse (58-59), Perry Richards (57), Jack O'Brien (54-57), Pat Smithwick (52), Ernie Stautner (51), Pete Barbolak (49), Tom Miller (43)
- 90 Justin Kurpeikis (01-02)**, Donnell Thompson (00), Reggie Lowe (99), Bill Johnson (95-96), Jeff Zgonina (93-94), Huey Richardson (91-92), Tyrone Stowe (87-90), Steve Apke (87), Bob Kohrs (81-85), George Webster (72-73), Dick Lasse (58), Leon Jamison (58), John Howie (56)
- 91 Aaron Smith (99-02)**, Israel Raybon (96), Kevin Greene (93-95), Craig Veasey (91), Jerrol Williams (89), Gregg Carr (85-88), Dan McBride (56)
- 92 Jason Gildon (94-02)**, Einarido Webster (92), Jerry Olasavsky (89), Michael Minter (87r), Keith Gary (83-88), Larry Aldrich (58), Dom Penza (56)
- 93 James Harrison (02)**, Joel Steed (92-99), Keith Willis (81-87, 89-91), John Stock (56)
- 94 Rodney Bailey (01-02)**, Jeremy Staat (98-00), Chad Brown (93-96), Jeff Brady (91), Albert Williams (87r), Terry Echols (84), Dick Murley (56)
- 95 Mike Jones (02)**, Greg Lloyd (88-97), John Goodman (81-85), Jackie Cline (87), Xavier Warren (87)
- 96 Kendrick Clancy (00-02)**, Mike Vrabel (97), Brenton Buckner (94-96), Ricky Sulton (93), Jackie Cline (87), Anthony Henton (86, 88)
- 97 Kendrick Bell (01-02)**, Chad Kelsay (99), Rod Manuel (97-98), Ray Seals (94-96), Aaron Jones (88-92), Joe Williams (87)
- 98 Casey Hampton (01-02)**, Ernie Brown (99), Oliver Gibson (95-98), Gerald Williams (86-94)
- 99 Brett Keisel (02)**, Levon Kirkland (92-00), A.J. Jenkins (89-90), Darryl Sims (85-86), Avon Riley (87r), Michael Minter (87)

PITTSBURGH STEELERS MOST VALUABLE PLAYERS

1969.....	WR	Roy Jefferson
1970.....	DT	Joe Greene
1971.....	LB	Andy Russell
1972.....	RB	Franco Harris
1973.....	WR	Ron Shanklin
1974.....	S	Glen Edwards
1975.....	CB	Mel Blount
1976.....	LB	Jack Lambert
1977.....	QB	Terry Bradshaw
1978.....	QB	Terry Bradshaw
1979.....	WR	John Stallworth
1980.....	SS	Donnie Shell
1981.....	LB	Jack Lambert
1982.....	CB	Dwayne Woodruff
1983.....	PK	Gary Anderson
1984.....	WR	John Stallworth
1985.....	WR	Louis Lipps
1986.....	LB	Bryan Hinkle

1987.....	LB	Mike Merrweather
1988.....	LB	David Little
	CB	Rod Woodson
1989.....	WR	Louis Lipps
1990.....	CB	Rod Woodson
1991.....	LB	Greg Lloyd
1992.....	RB	Barry Foster
1993.....	CB	Rod Woodson
1994.....	LB	Greg Lloyd
1995.....	QB	Neil O'Donnell
1996.....	RB	Jerome Bettis
1997.....	RB	Jerome Bettis
1998.....	LB	Levon Kirkland
1999.....	LB	Levon Kirkland
2000.....	RB	Jerome Bettis
2001.....	QB	Kordell Stewart
2002.....	LB	Joey Porter
	WR	Hines Ward



STEELERS' LONGEST PLAYS

Longest Runs From Scrimmage

- 971 Bobby Gage (12/4/49 at Chicago Bears)
- 871 John Henry Johnson (12/11/60 vs. Philadelphia)
- 851 John Fuqua (12/20/70 at Philadelphia)
- 801 Kordell Stewart (12/22/96 at Carolina)
- 771 Dick Hoak (10/20/68 vs. New Orleans)
- 751 Franco Harris (11/19/72 at Cleveland)
- 75 Buist Warren (11/11/45 vs. Chicago Cardinals)
- 75 Sidney Thornton (9/23/79 vs. Baltimore) (TRS)
- 741 Kordell Stewart (10/5/97 at Baltimore)
- 731 Bill Asbury (9/17/67 vs. Chicago)
- 721 John Fuqua (12/20/70 at Philadelphia)
- 711 Franco Harris (10/7/79 at Cleveland)
- 701 Warren Williams (11/4/90 vs. Atlanta) (TRS)
- 701 Rocky Bleier (10/7/79 at Cleveland)

Longest Pass Plays

- 901 Kordell Stewart to Bobby Shaw (12/16/01 at Baltimore)
- 90 Bubby Bristo to Dwight Stone (10/14/90 at Denver)
- 901 Terry Bradshaw to Mark Malone (11/8/81 at Seattle)
- 891 Neil O'Donnell to Dwight Stone (9/1/91 vs. San Diego) (TRS)
- 891 Bubby Bristo to Louis Lipps (11/13/88 vs. Philadelphia) (TRS)
- 881 Rudy Bukich to Buddy Dial (10/22/61 vs. Cleveland)
- 871 Terry Bradshaw to Dave Smith (12/6/70 vs. Green Bay) (TRS)
- 871 Bill Nelsen to Gary Ballman (11/28/65 vs. Cleveland)
- 841 Mike Tomczak to Charles Johnson (12/24/94 at San Diego)
- 841 Ron Smith to Roy Jefferson (9/18/66 vs. Detroit)
- 811 Terry Bradshaw to Ron Shanklin (11/29/70 vs. Cleveland) (TRS)
- 801 Bubby Bristo to Louis Lipps (12/4/88 at Houston)
- 801 Bubby Bristo to Louis Lipps (9/11/88 at Washington)
- 801 David Woodley to Louis Lipps (9/2/84 vs. Kansas City) (TRS)
- 801 Mertyn Condit to Bill Dudley (10/27/46 at Boston)
- 791 Bubby Bristo to Louis Lipps (12/24/89 at Tampa Bay)
- 791 Ron Smith to Gary Ballman (9/25/66 vs. Washington)
- 781 Terry Bradshaw to John McMakin (12/3/72 vs. Cleveland) (TRS)
- 781 Jim Finks to Ray Mathews (10/17/54 vs. Cleveland)
- 771 Kent Graham to Hines Ward (10/15/00 vs. Cincinnati) (TRS)
- 771 Jim Finks to Ray Mathews (11/8/53 at Cleveland)
- 771 Joe Geri to Elbie Nickel (10/14/51 vs. San Francisco)
- 741 Terry Bradshaw to John Stallworth (12/5/82 vs. Kansas City) (TRS)
- 721 Tommy Maddox to Hines Ward (11/17/02 at Tennessee)
- 711 Neil O'Donnell to Kordell Stewart (11/19/95 at Cincinnati)

Longest Punts

- 82 Joe Geri (11/20/49 at Green Bay)
- 75 Bobby Joe Green (1960)
- 75 Josh Miller (12/29/99 at Jacksonville)
- 74 Craig Colquitt (12/7/81 at Oakland) and Bob Cifers (1947)
- 73 Josh Miller (9/20/98 at Miami)
- 72 Josh Miller (10/26/97 vs. Jacksonville) (TRS)

Longest Punt Returns

- 90 Brady Keys (9/20/64 vs. N.Y. Giants)
- 82 Brady Keys (9/22/63 vs. N.Y. Giants)
- 801 Rod Woodson (10/25/92 at Kansas City)
- 801 Roy Jefferson (11/10/68 at St. Louis)
- 721 Andre Hastings (9/10/95 at Houston)
- * 661 Antwaan Randle El (1/5/03 vs. Cleveland)

Longest Kickoff Returns

- 1011 Don McCall (11/23/69 at Minnesota)
- 991 Antwaan Randle El (10/13/02 at Cincinnati)
- 981 Will Blackwell (12/24/00 at San Diego)
- 971 Will Blackwell (10/5/97 at Baltimore)
- 961 Billy Wells (10/13/57 vs. Chicago Cardinals)
- 951 Larry Anderson (10/15/78 at Cleveland)
- 941 Mike Collier (10/26/75 at Green Bay)
- 931 Jim (Cannonball) Butler (10/30/66 at Dallas)
- 931 Lynn Chandnois (10/12/52 at Philadelphia, 10/3/53 vs. N.Y. Giants)
- 921 Dwight Stone (12/4/88 at Houston)
- 921 Rod Woodson (10/9/88 at Phoenix)
- 911 Erric Pegram (11/3/96 vs. St. Louis Rams) (TRS)

Longest Interception Returns

- 991 Martin Kottler (9/27/33 vs. Chicago Cardinals)
- 91 Jack Hinkle (10/9/43 vs. N.Y. Giants)
- 861 Glen Edwards (9/30/73 at Houston)
- 84 Joey Porter (9/15/02 vs. Oakland)
- 821 Tony Compagno (11/7/48 vs. Green Bay)
- 821 Jim Bradshaw (10/24/65 at Philadelphia)
- 811 Russ Craft (10/17/54 vs. Cleveland)
- 801 Bill Dudley (11/3/46 vs. Washington)
- 781 Dewayne Washington (11/22/98 vs. Jacksonville) (TRS)

Longest Field Goals

- 55 Kris Brown (10/14/01 at Kansas City)
- 55 Gary Anderson (11/25/84 vs. San Diego) (TRS)
- 54 Gary Anderson (12/8/91 at Houston)
- 53 Gary Anderson (10/21/84 at Indianapolis)
- 52 Kris Brown (12/11/00 vs. Philadelphia) (TRS)
- 52 Norm Johnson (11/9/97 vs. Baltimore) (TRS)
- 52 Gary Anderson (11/13/88 vs. Philadelphia) (TRS)
- 52 Gary Anderson (11/17/85 at Houston)
- 52 Gary Anderson (11/22/87 at Cincinnati)
- 51 Kris Brown (10/25/99 vs. Atlanta) (TRS)
- 50 Jeff Reed (12/1/02 at Jacksonville)
- 50 Norm Johnson (11/19/95 at Cincinnati)
- 50 Gary Anderson (9/13/87 vs. San Francisco) (TRS)
- 50 Gary Anderson (11/6/94 at Houston)
- 50 Lou Michaels (9/15/63 at Philadelphia)

Longest Fumble Return

- 1021 Travis Davis (12/26/99 vs. Carolina) (TRS)
- 941 Greg Best (10/16/83 vs. Cleveland) (TRS)

Blocked Kick Return

- 831 Dale Dodrill (12/14/52 at Los Angeles Rams)



OPPONENT LONGEST PLAYS

Opponent Longest Runs From Scrimmage

- 94t O.J. Simpson (10/29/72 at Buffalo)
- 88t O.J. Simpson (9/28/75 vs. Buffalo)
- 88t Parker Hall (10/29/39 vs. Cleveland Rams)
- 82t Derrick Alexander (12/18/99 vs. Kansas City)
- 79t Ollie Matson (11/25/56 vs. Chicago Cardinals)
- * 78t Curtis Martin (1/5/97 at New England)
- 77t Greg Bell (12/15/85 vs. Buffalo)
- 65t James Brooks (10/8/97 vs. Cincinnati)
- 65 Joe Morris (12/21/85 at NY Giants)
- 64 Ron Davenport (12/18/83 vs. Miami)
- 64t Priest Holmes (12/12/99 vs. Baltimore)
- 61t Jeff Hayes (10/13/86 at Cincinnati)
- 60t Garry James (12/7/86 vs. Detroit)
- 60 Kenny King (12/7/81 at Oakland)

Opponent Longest Pass Plays

- 99t Frank Filchock to Andy Farkas (10/15/39 vs. Wash. Redskins)
- 98t Earl Morrall to Homer Jones (9/11/66 vs. N.Y. Giants)
- 96t Frank Ryan to Ollie Matson (10/1/61 vs. Cleveland Rams)
- 88t Dave Ryan to John Greene (11/10/46 at Detroit)
- 88t Steve Beuerlein to Patrick Jeffers (12/26/99 vs. Carolina)
- 87t Norm Snead to Timmy Brown (10/4/64 at Phila.)
- 86t Drew Bledsoe to Terry Glenn (12/6/98 vs. N.E.)
- 86t Boomer Esiason to Eddie Brown (11/6/88 at Cin.)
- 86t Bob Griese to Paul Warfield (11/14/71 at Miami)
- 84t Greg Landry to Ron Jessie (9/16/73 vs. Detroit)
- * 83t Kelly Holcomb to Kevin Johnson (1/5/03 vs. Cleveland)
- 82t Len Dawson to Otis Taylor (10/18/71 at K.C.)
- 81t Jack Trudeau to Jessie Hester (11/22/92 vs. Indianapolis)
- 80t Todd Bouman to Michael Bennett (12/2/01 vs. Minnesota)
- 79 Tim Couch to Kevin Johnson (9/17/00 at Cleveland)
- 77t Bernie Kosar to Reggie Langhorne (11/20/88 at Cleveland)
- 76t Jeff Blake to Darnay Scott (11/28/99 vs. Cincinnati)
- 76t Tony Banks to Qadry Ismail (12/12/99 vs. Baltimore)
- 76t Chris Chandler to Chris Sanders (12/3/95 vs. Houston)
- 76t Bucky Richardson to Ernest Givins (10/3/94 vs. Houston)
- 76t Brett Favre to Sterling Sharpe (9/27/92 at Green Bay)
- 76t Steve Grogan to Stephen Starring (9/25/83 vs. N.E.)

Opponent Longest Punts

- 84 Harry Newsome (12/20/92 vs. Minnesota)
- 78 Craig Henrich (1/2/00 vs. Tennessee)
- 69 Greg Coleman (9/21/86 at Minnesota)
- 68 Dan Pastorini (11/9/75 vs. Houston)
- 66 Darren Bennett (10/1/95 vs. San Diego)
- 65 Bryan Barker (10/1/00 at Jacksonville)
- 65 Louie Aguiar (9/13/92 vs. NY Jets)
- 65 Lee Johnson (11/17/85 at Houston)
- 65 Jerrel Wilson (11/12/72 vs. Kansas City)
- 64 Greg Montgomery (9/9/96 vs. Baltimore)
- 64 Lee Johnson (10/19/92 vs. Cincinnati)
- 64 Jerrel Wilson (11/16/75 vs. Kansas City)

Opponent Longest Punt Returns

- 96t Bill Dudley (12/3/50 vs. Washington)
- 94t Charlie Rogers (9/26/99 vs. Seattle)
- 91t Eric Metcalf (10/24/93 at Cleveland)
- 90t Bob Hayes (12/8/68 at Dallas)
- 87t Dennis Northcutt (11/2/02 at Cleveland)
- 87t Tommy Vigorito (9/10/81 at Miami)
- 87t Rick Upchurch (10/16/77 at Denver)
- 81t Robbie Martin (11/24/83 at Detroit)
- 70t John "Shipwreck" Kelly (11/12/33 vs. Brooklyn)
- 72t O.J. McDuffie (12/13/93 at Miami)
- 68 Willard Harrell (9/16/79 at St. Louis Cardinals)
- 62 Jermaine Lewis (12/16/01 at Baltimore)

- * 59 Dennis Northcutt (1/5/03 vs. Cleveland)
- 58t Lionel James (11/25/84 vs. San Diego)

Opponent Longest Kickoff Returns

- 100t Gerald McNeil (10/5/86 vs. Cleveland)
- 100t Larry Krause (12/6/70 vs. Green Bay)
- 99t Gaston Green (10/29/90 vs. LA Rams)
- + 98t Ned Mathews (11/21/43 vs. Detroit)
- 97t Brian Mitchell (9/7/97 vs. Washington)
- 97t Tony Smith (9/27/93 at Atlanta)
- 97t Boyce Green (12/21/86 at Kansas City)
- 97t JoJo Townsell (12/13/86 at NY Jets)
- 97t Bobby Humphrey (9/6/84 at NY Jets)
- 97t Carl Roaches (9/18/83 at Houston)
- 96t Terry Kirby (9/15/02 vs. Oakland)
- 95t Elvis Joseph (11/18/01 vs. Jacksonville)

Opponent Longest Interceptions Returns

- 97t Darryl Williams (11/7/93 at Cincinnati)
- 95t Don Doll (10/8/49 vs. Detroit)
- 94t Ivor Cross (1/25/64 at Philadelphia)
- 92t Leo Sanford (9/26/55 Chicago Cardinals)
- 91t Hal van Every (11/23/41 vs. Green Bay)
- 90t Bob "Tulsa" Smith (11/9/52 vs. Detroit)
- 87 Joe Blahak (12/9/73 vs. Houston)
- + 83t Don Perkins (10/8/44 vs. Green Bay)
- 77t Mike Brim (9/13/92 vs. NY Jets)
- 77t Woodrow Lowe (11/25/79 at San Diego)
- 77t Paul Krause (11/23/69 at Minnesota)
- 75t Brian Washington (10/2/88 vs. Cleveland)
- * 75t Vernon Perry (1/6/80 vs. Houston)
- 75t George Sauer (11/24/35 vs. Green Bay)
- 73t Yale Lary (12/9/56 at Detroit)
- 73t Lew Carpenter (9/27/53 at Detroit)
- 70t Aaron Glenn (12/8/02 vs. Houston)
- 70t Louis Breeden (11/11/84 at Cincinnati)
- 70t Roosevelt Barnes (11/24/83 at Detroit)
- 67t Charles "Buckets" Goldenberg (10/15/33 at G.B.)
- 66t Kermit Alexander (11/24/68 vs. S.F.)
- 65t Aaron Glenn (12/8/02 vs. Houston)
- 65t Jim Kearney (11/12/72 vs. Kansas City)
- 65t Jimmy Carson (10/14/51 vs. San Francisco)
- 65t Cliff Battles (10/17/37 at Washington)
- 63t Rodney Harrison (12/24/00 at San Diego)
- 61t Calvin Jackson (11/25/98 at Miami)
- 59t Eugene Daniel (12/29/96 vs. Indianapolis)

Opponent Longest Field Goals

- 54 Tony Zendejas (9/12/93 at LA Rams)
- 53 Mike Hollis (10/8/95 at Jacksonville)
- 52 Richie Cunningham (8/31/97 vs. Dallas)
- 52 Mike Hollis (9/1/96 at Jacksonville)
- 52 Steve Christie (11/14/94 vs. Buffalo)
- 52 Eddie Murray (10/25/92 at Kansas City)
- 52 Pat Leahy (9/6/84 at NY Jets)
- 52 Grant Guthrie (10/11/70 vs. Buffalo)

Opponent Longest Fumble Returns

- 89t Don Paul (11/10/57 at Cleveland)
- 88t Keith McKenzie (11/9/98 vs. Green Bay)
- 78t Quentin Coryatt (9/18/94 vs. Indianapolis)
- 72t Wendell Harris (9/11/66 vs. N.Y. Giants)
- 70t Al Smith (12/8/91 at Houston)
- 70t Barney Bussey (11/18/90 at Cincinnati)
- 85t Thomas Howard (9/6/81 vs. Kansas City)

Opponent Blocked Kick Return

- 78t Lloyd Burruss (12/21/86 vs. Kansas City)
- 58t Chris Hudson (9/22/97 at Jacksonville)

*Playoff game

+Phil.-Pitt. Steagles or Card.-Pitt. record



THE LAST TIME

OVERTIME GAME WON

By Steelers — Steelers 16, Cleveland 13, 9/29/02

By Opponents — at Cincinnati 26, Steelers 23, 12/30/01

TIE GAME

Home — Steelers 34, Atlanta 34, 11/10/02

Away — Steelers 35, at Denver 35, 9/22/74

SHUTOUT

By Steelers — Steelers 22, Cleveland 0, 10/22/00

By Opponents — Baltimore 16, Steelers 0, 9/2/00

KICKOFF RETURNED FOR A TD

By Steelers — Antwaan Randle El (99 yards) at Cincinnati, 10/13/02

By Opponents — Terry Kirby (96 yards) vs. Oakland, 9/15/02

PUNT RETURNED FOR A TD

By Steelers — Hank Poteat (53 yards) vs. Washington, 12/16/00

By Opponents — Dennis Northcutt (87 yards) at Cleveland, 11/13/02

INTERCEPTED PASS RETURNED FOR A TD

By Steelers — Chad Scott (30 yards) at Tampa Bay, 12/23/02

By Opponents — Aaron Glenn (70.65 yards) vs. Houston, 12/8/02

FUMBLE RETURNED FOR A TD

By Steelers — Troy Edwards (32 yards) vs. Cleveland, 1/6/02

By Opponents — Alan Ricard (0 yards) vs. Baltimore, 12/29/02

PUNT BLOCKED

By Steelers — Chris Fuamatu-Ma'afala vs. Oakland, 9/15/02

By Opponents — Kevin Bentley, Cleveland, 9/29/02

PUNT BLOCKED FOR A TD

By Steelers — Lance Brown (1 yard recovered by Fred McAfee) at Kansas City, 10/26/98

By Opponents — Frank Minnifield (11 yards), Cleveland, 11/20/88

FIELD GOAL BLOCKED

By Steelers — James Farrior vs. Atlanta, 11/10/02

By Opponent — Brian Finneran, Atlanta, 11/10/02

FIELD GOAL BLOCKED FOR A TD

By Steelers — Bob O'Neill (73 yards) vs. Chicago Cards, 10/13/57

By Opponents — Chris Hudson (68 yards) vs. Jacksonville, 9/22/97

SAFETY SCORED

By Steelers — 10/15/00 vs. Cincinnati (Joey Porter sacked Scott Mitchell in end zone)

By Opponents — 11/11/01 at Cleveland (Bettis tackled in end zone by Orpheus Roye)

TWO 100-YARD RUSHERS IN SAME GAME

By Steelers — 10/26/86 vs. Cincinnati (Earnest Jackson 132, Walter Abercrombie 109)

By Opponents — None

200 YARDS RUSHING

By Steelers — French Fuqua (218 yards) at Philadelphia, 12/20/70

By Opponents — Fred Taylor (234 yards) vs. Jacksonville, 11/19/00

300 YARDS PASSING

By Steelers — Tommy Maddox (325) vs. Houston, 12/8/02

By Opponents — Jeff Blake (336) vs. Baltimore, 12/29/02

400 YARDS PASSING

By Steelers — Tommy Maddox (475) vs. Atlanta, 11/10/02

By Opponents — Jon Kitna (411), Cincinnati, 12/30/01

200 YARDS RECEIVING

By Steelers — Plaxico Burress (253) at Atlanta, 11/10/02

By Opponents — Qadry Ismail (258), Baltimore, 12/12/99

FOUR TD PASSES

By Steelers — Tommy Maddox vs. Atlanta, 11/10/02

By Opponents — Troy Aikman, Dallas, 8/30/97

FIVE TD PASSES

By Steelers — Mark Malone vs. Indianapolis, 9/8/85

By Opponents — Brian Sipe, Cleveland, 10/7/79

SIX TD PASSES

By Opponents — Jim Kelly, Buffalo, 9/8/91

THREE TD RECEPTIONS

By Steelers — Charles Johnson vs. Tennessee, 11/1/98

By Opponents — Qadry Ismail, Baltimore, 12/12/99

FOUR TD RECEPTIONS

By Steelers — Roy Jefferson vs. Atlanta, 11/3/68

By Opponents — Don Beebe, Buffalo, 9/8/91

THREE TDs RUSHING

By Steelers — Jerome Bettis, at Arizona, 11/30/97 (OT)

By Opponents — Fred Taylor, Jacksonville, 11/19/00

FOUR FIELD GOALS

By Steelers — Kris Brown, vs. N.Y. Jets, 12/9/01

By Opponents — David Akers, Philadelphia, 11/12/00

FIVE FIELD GOALS

By Steelers — Kris Brown at Cleveland, 11/11/01

By Opponents — Scott Norwood, Buffalo, 9/25/88

SIX FIELD GOALS

By Steelers — Jeff Reed at Jacksonville, 12/1/02

By Opponents — Todd Peterson, Seattle, 9/26/99

THREE INTERCEPTIONS

By Steelers — Darren Perry at Cleveland, 9/11/94

By Opponents — Dick Anderson (4), Miami, 12/3/73

FOUR INTERCEPTIONS

By Steelers — Jack Butler vs. Washington, 12/13/53

By Opponents — Dick Anderson, Miami, 12/3/73

THREE SACKS

By Steelers — Joey Porter vs. Oakland, 9/15/02

By Opponents — Darrin Smith, at New Orleans, 10/6/02

FOUR SACKS

By Steelers — Joey Porter, at Tampa Bay, 10/21/01

By Opponents — Alfred Williams, Cincinnati, 10/16/94

FIVE SACKS

By Steelers — Joe Greene, at Houston, 12/10/72

By Opponents — N/A

70 YEARS WITH THE STEELERS

2002

BILL COWHER, Head Coach

Steelers Opp.

9/9 at New England	14	30	[L]
9/15 Oakland	17	30	[L]
9/22			
9/29 Cleveland (OT)**	16	13	[W]
10/6 at New Orleans	29	32	[L]
10/13 at Cincinnati	34	7	[W]
10/21 Indianapolis	28	10	[W]
10/27 at Baltimore	31	18	[W]
11/3 at Cleveland	23	20	[W]
11/10 Atlanta (OT)	34	34	[T]
11/17 at Tennessee	31	23	[L]
11/24 Cincinnati	29	21	[W]
12/1 at Jacksonville	25	23	[W]
12/8 Houston	6	24	[L]
12/15 Carolina	30	14	[W]
12/23 at Tampa Bay	17	7	[W]
12/29 Baltimore	34	31	[W]
Won 10, Lost 5, Tied 1	390	345	

(H 5-2-1, A 5-3)

AFC Wild Card Game

1/5 Cleveland 36 33 [W]

AFC Playoff Game

1/11 at Tennessee (OT) 31 34 [L]

** Cowher's 100th win

2001

BILL COWHER, Head Coach

Steelers Opp.

9/9 at Jacksonville	3	21	[L]
9/23			
9/30 at Buffalo	20	3	[W]
10/7 Cincinnati	16	7	[W]
10/14 at Kansas City	20	17	[W]
10/21 at Tampa Bay	17	10	[W]
10/29 Tennessee	34	7	[W]
11/4 Baltimore	10	13	[L]
11/11 at Cleveland (OT)	15	12	[W]
11/18 Jacksonville	20	7	[W]
11/25 at Tennessee	34	24	[W]
12/2 Minnesota	21	16	[W]
12/9 N.Y. Jets	18	7	[W]
12/16 at Baltimore	26	21	[W]
12/23 Detroit	47	14	[W]
12/30 at Cincinnati (OT)	23	26	[L]
1/6 Cleveland	28	7	[W]
Won 13, Lost 3 (H 7-1, A 6-2)	352	212	

AFC Playoff Game

1/20 Baltimore 27 10 [W]

AFC Championship Game

1/27 New England 17 24 [L]

+ Originally Scheduled 9/16

2000

BILL COWHER, Head Coach

Steelers Opp.

9/2 Baltimore	0	16	[L]
9/10			
9/17 at Cleveland	20	23	[L]
9/24 Tennessee	20	23	[L]
10/1 at Jacksonville	24	13	[W]
10/8 at New York Jets	20	3	[W]
10/15 Cincinnati	15	0	[W]
10/22 Cleveland	22	0	[W]
10/29 at Baltimore	9	6	[W]
11/5 at Tennessee	7	9	[L]
11/12 Philadelphia (OT)	23	26	[L]
11/19 Jacksonville	24	34	[L]
11/26 at Cincinnati	48	28	[W]

12/3 Oakland	21	20	[W]
12/10 at New York Giants	10	30	[L]
12/16 Washington	24	3	[W]
12/24 at San Diego	34	21	[W]
Won 9, Lost 7 (H 4-4, A 5-3)	321	255	

1999

BILL COWHER, Head Coach

Steelers Opp.

9/12 at Cleveland	43	0	[W]
9/19 at Baltimore	23	20	[W]
9/26 Seattle	10	29	[L]
10/3 Jacksonville	3	17	[L]
10/10 at Buffalo	21	24	[L]
10/17 at Cincinnati	17	3	[W]
10/25 Atlanta	13	9	[W]
10/31 AFC Central idle			
11/7 at San Francisco	27	6	[W]
11/14 Cleveland	15	16	[L]
11/21 at Tennessee	10	16	[L]
11/28 Cincinnati	20	27	[L]
12/2 at Jacksonville	6	20	[L]
12/12 Baltimore	24	31	[L]
12/18 at Kansas City	19	35	[L]
12/26 Carolina	30	20	[W]
1/2 Tennessee	27	36	[L]
Won 6, Lost 10 (H 2-6, A 4-4)	317	320	

1998

BILL COWHER, Head Coach

Steelers Opp.

9/6 at Baltimore	20	13	[W]
9/13 Chicago	17	12	[W]
9/20 at Miami	0	21	[L]
9/27 Seattle	13	10	[W]
10/4 AFC Central idle			
10/11 at Cincinnati	20	25	[L]
10/18 Baltimore	16	6	[W]
10/26 at Kansas City	20	13	[W]
11/1 Tennessee	31	41	[L]
11/9 Green Bay	27	20	[W]
11/15 at Tennessee	14	23	[L]
11/22 Jacksonville	30	15	[W]
11/26 at Detroit (OT)	16	19	[L]
12/6 New England	9	23	[L]
12/13 at Tampa Bay	3	16	[L]
12/20 Cincinnati	24	25	[L]
12/28 at Jacksonville	3	21	[L]
Won 7, Lost 9 (H 5-3, A 2-6)	263	303	

1997

BILL COWHER, Head Coach

Steelers Opp.

8/31 Dallas	7	37	[L]
9/7 Washington	14	13	[W]
9/14 AFC Central idle			
9/22 at Jacksonville	21	30	[L]
9/28 Tennessee	37	24	[W]
10/5 at Baltimore	42	34	[W]
10/12 Indianapolis	24	22	[W]
10/19 at Cincinnati	26	10	[W]
10/26 Jacksonville (OT)	23	17	[W]
11/3 at Kansas City	10	13	[L]
11/9 Baltimore	37	0	[W]
11/16 Cincinnati	20	3	[W]
11/23 at Philadelphia	20	23	[L]
11/30 at Arizona (OT)	26	20	[W]
12/7 Denver	35	24	[W]
12/13 at New England (OT)	24	21	[W]
12/21 at Tennessee	6	16	[L]
Won 11, Lost 5 (H 7-1, A 4-4)	372	307	

AFC Playoff Game

1/3 New England 7 6 [W]

AFC Championship Game

1/11 Denver 21 24 [L]

1996

BILL COWHER, Head Coach

Steelers Opp.

9/1 at Jacksonville	9	24	[L]
9/8 Baltimore	31	17	[W]
9/16 Buffalo	24	6	[W]
9/22 AFC Central idle			
9/29 Houston	30	16	[W]
10/7 at Kansas City	17	7	[W]
10/13 Cincinnati	20	10	[W]
10/20 at Houston	13	23	[L]
10/27 at Atlanta	20	17	[W]
11/3 St. Louis	42	6	[W]
11/10 at Cincinnati	24	34	[L]
11/17 Jacksonville	28	3	[W]
11/25 at Miami	24	17	[W]
12/1 at Baltimore	17	31	[L]
12/8 San Diego	16	3	[W]
12/15 San Francisco	15	25	[L]
12/22 at Carolina	14	18	[L]
Won 10, Lost 6 (H 7-1, A 3-5)	344	257	

AFC Wild Card Playoff Game

12/29 Indianapolis 42 14 [W]

AFC Playoff Game

1/5 at New England 3 28 [L]

1995

BILL COWHER, Head Coach

Steelers Opp.

9/3 Detroit	23	20	[W]
9/10 at Houston	34	17	[W]
9/18 at Miami	10	23	[L]
9/24 Minnesota	24	44	[L]
10/1 San Diego	31	16	[W]
10/8 at Jacksonville	16	20	[L]
10/15 AFC Central idle			
10/19 Cincinnati	9	27	[L]
10/29 Jacksonville	24	7	[W]
11/5 at Chicago (OT)	37	34	[W]
11/13 Cleveland	20	3	[W]
11/19 at Cincinnati	49	31	[W]
11/26 at Cleveland	20	17	[W]
12/3 Houston	21	7	[W]
12/10 at Oakland	29	10	[W]
12/16 New England	41	27	[W]
12/24 at Green Bay	19	24	[L]
Won 11, Lost 5 (H 6-2, A 5-3)	407	327	

AFC Playoff Game

1/6 Buffalo 40 21 [W]

AFC Championship Game

1/14 Indianapolis 20 16 [W]

SUPER BOWL XXX (Phoenix, Az.)

1/28 Dallas 17 27 [L]

1994

BILL COWHER, Head Coach

Steelers Opp.

9/4 Dallas	9	26	[L]
9/11 at Cleveland	17	10	[W]
9/18 Indianapolis	31	21	[W]
9/25 at Seattle	13	30	[L]
10/3 Houston	30	14	[W]
10/4 AFC Central idle			
10/16 Cincinnati	14	10	[W]
10/23 at New York Giants	10	6	[W]
10/30 at Arizona (OT)	17	20	[L]
11/6 at Houston (OT)	12	9	[W]
11/14 Buffalo	23	10	[W]

70 YEARS WITH THE STEELERS

11/20	Miami (OT)	16	13	[W]
11/27	at L.A. Raiders	21	3	[W]
12/4	at Cincinnati	38	15	[W]
12/11	Philadelphia	14	3	[W]
12/18	Cleveland	17	7	[W]
12/24	at San Diego	34	37	[L]
Won 12, Lost 4 (H 7-1, A 5-3)		316	234	
AFC Playoff Game				
1/7	Cleveland	29	9	[W]
AFC Championship Game				
1/15	San Diego	13	17	[L]

1993

BILL COWHER, Head Coach

		Steelers	Opp.	
9/5	San Francisco	13	24	[L]
9/12	at Los Angeles Rams	0	27	[L]
9/19	Cincinnati	34	7	[W]
9/27	at Atlanta	45	17	[W]
10/3	AFC Central idle			
10/10	San Diego	16	3	[W]
10/17	New Orleans	37	14	[W]
10/24	at Cleveland	23	28	[L]
10/31	AFC Central idle			
11/7	at Cincinnati	24	16	[W]
11/15	Buffalo	23	0	[W]
11/21	at Denver	13	37	[L]
11/28	at Houston	3	23	[L]
12/5	New England	17	14	[W]
12/13	at Miami	21	20	[W]
12/19	Houston	17	26	[L]
12/26	at Seattle	6	16	[L]
1/2	Cleveland	16	9	[W]
Won 9, Lost 7 (H 6-2, A 3-5)		308	281	
AFC Wild Card Playoff Game				
1/8	at Kansas City (OT)	24	27	[L]

1992

BILL COWHER, Head Coach

		Steelers	Opp.	
9/6	at Houston	29	24	[W]
9/13	New York Jets	27	10	[W]
9/20	at San Diego	23	6	[W]
9/27	at Green Bay	3	17	[L]
10/4	AFC Central idle			
10/11	at Cleveland	9	17	[L]
10/19	Cincinnati	20	0	[W]
10/25	at Kansas City	27	3	[W]
11/1	Houston	21	20	[W]
11/8	at Buffalo	20	28	[L]
11/15	Detroit	17	14	[W]
11/22	Indianapolis	30	14	[W]
11/29	at Cincinnati	21	9	[W]
12/6	Seattle	20	14	[W]
12/13	at Chicago	6	30	[L]
12/20	Minnesota	3	6	[L]
12/27	Cleveland	23	13	[W]
Won 11, Lost 5 (H 7-1, A 4-4)		299	225	
AFC Playoff Game				
1/9	Buffalo	3	24	[L]

1991

CHUCK NOLL, Head Coach

		Steelers	Opp.	
9/1	San Diego	26	20	[W]
9/8	at Buffalo	34	52	[L]
9/15	New England	20	6	[W]
9/22	Philadelphia	14	23	[L]
9/29	AFC Central idle			
10/6	at Indianapolis	21	3	[W]
10/14	New York Giants	20	23	[L]
10/20	Seattle	7	27	[L]

10/27	at Cleveland	14	17	[L]
11/3	at Denver	13	20	[L]
11/10	at Cincinnati (OT)	33	27	[W]
11/17	Washington	14	41	[L]
11/24	Houston	26	14	[W]
11/28	at Dallas	10	20	[L]
12/8	at Houston	6	31	[L]
12/15	Cincinnati	17	10	[W]
12/22	Cleveland	17	10	[W]
Won 7, Lost 9 (H 5-3, A 2-6)		292	344	

1990

CHUCK NOLL, Head Coach

		Steelers	Opp.	
9/9	at Cleveland	3	13	[L]
9/16	Houston	20	9	[W]
9/23	at L.A. Raiders	3	20	[L]
9/30	Miami	6	28	[L]
10/7	San Diego	36	14	[W]
10/14	at Denver	34	17	[W]
10/21	at San Francisco	7	27	[L]
10/29	L.A. Rams	41	10	[W]
11/4	Atlanta	21	9	[W]
11/11	AFC Central idle			
11/18	at Cincinnati	3	27	[L]
11/25	at New York Jets	24	7	[W]
12/2	Cincinnati	12	16	[L]
12/9	** New England	24	3	[W]
12/16	at New Orleans	9	6	[W]
12/23	Cleveland	35	0	[W]
12/30	at Houston	14	34	[L]
Won 9, Lost 7 (H 6-2, A 3-5)		292	240	
**Noll's 200th win				

1989

CHUCK NOLL, Head Coach

		Steelers	Opp.	
9/10	Cleveland	0	51	[L]
9/17	at Cincinnati	10	41	[L]
9/24	Minnesota	27	14	[W]
10/1	at Detroit	23	3	[W]
10/8	Cincinnati	16	26	[L]
10/15	at Cleveland	17	7	[W]
10/22	at Houston	0	27	[L]
10/29	Kansas City	23	17	[W]
11/5	at Denver	7	34	[L]
11/12	Chicago	0	20	[L]
11/19	San Diego	20	17	[W]
11/26	at Miami	34	14	[W]
12/3	Houston	16	23	[L]
12/10	at New York Jets	13	0	[W]
12/17	New England	28	10	[W]
12/24	at Tampa Bay	31	22	[W]
Won 9, Lost 7 (H 4-4, A 5-3)		265	326	
AFC Wild Card Playoff Game				
12/31	at Houston (OT)	26	23	[W]
AFC Playoff Game				
1/7	at Denver	23	24	[L]

1988

CHUCK NOLL, Head Coach

		Steelers	Opp.	
9/4	Dallas	24	21	[W]
9/11	at Washington	29	30	[L]
9/18	Cincinnati	12	17	[L]
9/25	at Buffalo	28	36	[L]
10/2	Cleveland	9	23	[L]
10/9	at Phoenix	14	31	[L]
10/16	Houston	14	34	[L]
10/23	Denver	39	21	[W]
10/30	at New York Jets	20	24	[L]
11/6	at Cincinnati	7	42	[L]
11/13	Philadelphia	26	27	[L]
11/20	at Cleveland	7	27	[L]

11/27	Kansas City	16	10	[W]
12/4	at Houston	37	34	[W]
12/11	at San Diego	14	20	[L]
12/18	Miami	40	24	[W]
Won 5, Lost 11 (H 4-4, A 1-7)		336	421	

1987

CHUCK NOLL, Head Coach

		Steelers	Opp.	
9/13	San Francisco	30	17	[W]
9/20	at Cleveland	10	34	[L]
9/27	New York Jets	(Cancelled)		
10/4	at Atlanta	28	12	[W]
10/11	at Los Angeles Rams	21	31	[L]
10/18	Indianapolis	21	7	[W]
10/25	Cincinnati	23	20	[W]
11/1	at Miami	24	35	[L]
11/8	at Kansas City	17	16	[L]
11/15	Houston	3	23	[L]
11/22	at Cincinnati	30	16	[W]
11/29	New Orleans	16	20	[L]
12/6	Seattle	13	9	[W]
12/13	at San Diego	20	16	[W]
12/20	at Houston	16	24	[L]
12/26	Cleveland	13	19	[L]
Won 8, Lost 7 (H 4-3, A 4-4)		285	299	

1986

CHUCK NOLL, Head Coach

		Steelers	Opp.	
9/7	at Seattle	0	30	[L]
9/15	Denver	10	21	[L]
9/21	at Minnesota	7	31	[L]
9/28	at Houston (OT)	22	16	[W]
10/5	Cleveland	24	27	[L]
10/13	at Cincinnati	22	24	[L]
10/19	New England	0	34	[L]
10/26	Cincinnati	30	9	[W]
11/2	Green Bay	27	3	[W]
11/9	at Buffalo	12	16	[L]
11/16	Houston	21	10	[W]
11/23	at Cleveland (OT)	31	37	[L]
11/30	at Chicago (OT)	10	13	[L]
12/7	Detroit	27	17	[W]
12/13	at New York Jets	45	24	[W]
12/21	Kansas City	19	24	[L]
Won 6, Lost 10 (H 4-4, A 2-6)		307	336	

1985

CHUCK NOLL, Head Coach

		Steelers	Opp.	
9/8	Indianapolis	45	3	[W]
9/16	at Cleveland	7	17	[L]
9/22	Houston	20	0	[W]
9/30	Cincinnati	24	37	[L]
10/6	at Miami	20	24	[L]
10/13	at Dallas	13	27	[L]
10/20	St. Louis	23	10	[W]
10/27	at Cincinnati	21	26	[L]
11/3	Cleveland	10	9	[W]
11/10	at Kansas City	36	28	[W]
11/17	at Houston	30	7	[W]
11/24	Washington	23	30	[L]
12/1	Denver	23	31	[L]
12/8	at San Diego	44	54	[L]
12/15	Buffalo	30	24	[W]
12/21	at New York Giants	10	28	[L]
Won 7, Lost 9 (H 5-3, A 2-6)		379	355	

1984

CHUCK NOLL, Head Coach

		Steelers	Opp.	
9/2	Kansas City	27	37	[L]
9/6	at New York Jets	23	17	[W]
9/16	Los Angeles Rams	24	14	[W]

70 YEARS WITH THE STEELERS

9/23 at Cleveland	10 20	[L]
10/1 ** Cincinnati	38 17	[W]
10/7 at Miami	7 31	[L]
10/14 at San Francisco	20 17	[W]
10/21 at Indianapolis	16 17	[L]
10/28 Atlanta	35 10	[W]
11/4 Houston	35 7	[W]
11/11 at Cincinnati	20 22	[L]
11/19 at New Orleans	24 27	[L]
11/25 San Diego	52 24	[W]
12/2 at Houston (OT)	20 23	[L]
12/9 Cleveland	23 20	[W]
12/16 at L.A. Raiders	13 7	[W]
Won 9, Lost 7 (H 6-2, A 3-5) ...	387 310	
**Noll's 150th win		

AFC Playoff Game

12/30 at Denver	24 17	[W]
-----------------	-------	-----

AFC Championship Game

1/6 at Miami	28 45	[L]
--------------	-------	-----

1983

CHUCK NOLL, Head Coach

Steelers Opp.		
9/4 Denver	10 14	[L]
9/11 at Green Bay	25 21	[W]
9/18 at Houston	40 28	[W]
9/25 New England	23 28	[L]
10/2 Houston	17 10	[W]
10/10 at Cincinnati	24 14	[W]
10/16 Cleveland	44 17	[W]
10/23 at Seattle	27 21	[W]
10/30 Tampa Bay	17 12	[W]
11/6 San Diego	26 3	[W]
11/13 at Baltimore	24 13	[W]
11/20 Minnesota	14 17	[L]
11/24 at Detroit	3 45	[L]
12/4 Cincinnati	10 23	[L]
12/10 at New York Jets	34 7	[W]
12/18 at Cleveland	17 30	[L]
Won 10, Lost 6 (H 4-4, A 6-2) ...	355 303	

AFC Playoff Game

1/1 at L.A. Raiders	10 38	[L]
---------------------	-------	-----

1982

CHUCK NOLL, Head Coach

Steelers Opp.		
9/13 at Dallas	36 28	[W]
9/19 Cincinnati (OT)	26 20	[W]
9/26 New York Giants	(Cancelled)	
10/3 at Denver	(Cancelled)	
10/11 Philadelphia	(Cancelled)	
10/17 at Washington	(Cancelled)	
10/24 Cleveland	(Postponed)	
10/31 at Cincinnati	(Cancelled)	
11/7 Houston	(Cancelled)	
11/14 New York Jets	(Cancelled)	
11/21 at Houston	24 10	[W]
11/28 at Seattle	0 16	[L]
12/5 Kansas City	35 14	[W]
12/12 at Buffalo	0 13	[L]
12/19 at Cleveland	9 10	[L]
12/26 New England	37 14	[W]
1/2 Cleveland	37 21	[W]
Won 6, Lost 3 (H 4-0, A 2-3) ...	204 146	

AFC Tournament

1/9 San Diego	28 31	[L]
---------------	-------	-----

1981

CHUCK NOLL, Head Coach

Steelers Opp.		
9/6 Kansas City	33 37	[L]
9/10 at Miami	10 30	[L]
9/20 New York Jets	38 10	[W]

9/27 New England (OT)	27 21	[W]
10/4 at New Orleans	20 6	[W]
10/11 Cleveland	13 7	[L]
10/18 at Cincinnati	7 34	[L]
10/26 Houston	26 13	[W]
11/1 San Francisco	14 17	[L]
11/8 at Seattle	21 24	[L]
11/15 at Atlanta	34 20	[W]
11/22 at Cleveland	32 10	[W]
11/29 Los Angeles	24 0	[W]
12/7 at Oakland	27 30	[L]
12/13 Cincinnati	10 17	[L]
12/20 at Houston	20 21	[L]
Won 8, Lost 8 (H 5-3, A 3-5) ...	356 297	

1980

CHUCK NOLL, Head Coach

Steelers Opp.		
9/7 Houston	31 17	[W]
9/14 at Baltimore	20 17	[W]
9/21 at Cincinnati	28 30	[L]
9/28 Chicago	38 3	[W]
10/5 at Minnesota	23 17	[W]
10/12 Cincinnati	16 17	[L]
10/20 Oakland	34 45	[L]
10/26 at Cleveland	26 27	[L]
11/2 Green Bay	22 20	[W]
11/9 at Tampa Bay	24 21	[W]
11/16 Cleveland	16 13	[L]
11/23 at Buffalo	13 28	[W]
11/30 Miami	23 10	[W]
12/4 at Houston	0 6	[L]
12/14 Kansas City	21 16	[W]
12/22 at San Diego	17 26	[L]
Won 9, Lost 7 (H 6-2, A 3-5) ...	352 313	

1979

CHUCK NOLL, Head Coach

Steelers Opp.		
*9/3 at New England (OT)	16 13	[W]
9/9 Houston	36 7	[W]
9/16 at St. Louis	24 21	[W]
9/23 Baltimore	17 13	[W]
9/30 at Philadelphia	14 17	[L]
10/7 at Cleveland	51 35	[W]
10/14 at Cincinnati	10 34	[L]
10/22 Denver	42 7	[W]
10/28 Dallas	14 3	[W]
11/4 Washington	38 7	[W]
11/11 at Kansas City	30 3	[W]
11/18 at San Diego	7 35	[L]
11/25 Cleveland (OT)	33 30	[W]
12/2 Cincinnati	37 17	[W]
12/10 at Houston	17 20	[L]
12/16 Buffalo	28 0	[W]
Won 12, Lost 4 (H 8-0, A 4-4) ...	416 262	
*Noll's 100th win		

AFC Playoff Game

12/30 Miami	34 14	[W]
-------------	-------	-----

AFC Championship Game

1/6 Houston	27 13	[W]
-------------	-------	-----

SUPER BOWL XIV (Pasadena, Calif.)

1/20 Los Angeles	31 19	[W]
------------------	-------	-----

1978

CHUCK NOLL, Head Coach

Steelers Opp.		
9/3 at Buffalo	28 17	[W]
9/10 Seattle	21 10	[W]
9/17 at Cincinnati	28 3	[W]
9/24 Cleveland (OT)	15 9	[W]
10/1 at New York Jets	28 17	[W]
10/8 Atlanta	31 7	[W]

10/15 at Cleveland	34 14	[W]
10/23 Houston	17 24	[L]
10/29 Kansas City	27 24	[W]
11/5 New Orleans	20 14	[W]
11/12 at Los Angeles	7 10	[L]
11/19 Cincinnati	7 6	[W]
11/27 at San Francisco	24 7	[W]
12/3 at Houston	13 3	[W]
12/9 Baltimore	35 13	[W]
12/16 at Denver	21 17	[W]
Won 14, Lost 2 (H 7-1, A 7-1) ...	356 195	

AFC Playoff Game

12/30 Denver	33 10	[W]
--------------	-------	-----

AFC Championship Game

1/7 Houston	34 5	[W]
-------------	------	-----

SUPER BOWL XIII (Miami, Fla.)

1/21 Dallas	35 31	[W]
-------------	-------	-----

1977

CHUCK NOLL, Head Coach

Steelers Opp.		
9/19 San Francisco	27 0	[W]
9/25 Oakland	7 16	[L]
10/2 at Cleveland	28 14	[W]
10/9 at Houston	10 27	[L]
10/17 Cincinnati	20 14	[W]
10/23 Houston	27 10	[W]
10/30 at Baltimore	21 31	[L]
11/6 at Denver	7 21	[L]
11/13 Cleveland	35 31	[W]
11/20 Dallas	28 13	[W]
11/27 at New York Jets	23 20	[W]
12/4 Seattle	30 20	[W]
12/10 at Cincinnati	10 17	[L]
12/18 at San Diego	10 9	[W]
Won 9, Lost 5 (H 6-1, A 3-4) ...	283 243	

AFC Playoff Game

12/24 at Denver	21 34	[L]
-----------------	-------	-----

1976

CHUCK NOLL, Head Coach

Steelers Opp.		
9/12 at Oakland	28 31	[L]
9/19 Cleveland	31 14	[W]
9/26 New England	27 30	[L]
10/4 at Minnesota	6 17	[L]
10/10 at Cleveland	16 18	[L]
10/17 Cincinnati	23 6	[W]
10/24 at New York Giants	27 0	[W]
10/31 San Diego	23 0	[W]
11/7 at Kansas City	45 0	[W]
11/14 Miami	14 3	[W]
11/21 Houston	32 16	[W]
11/28 at Cincinnati	7 3	[W]
12/5 Tampa Bay	42 0	[W]
12/11 at Houston	21 0	[W]
Won 10, Lost 4 (H 6-1, A 4-3) ...	342 138	

AFC Playoff Game

12/19 at Baltimore	40 14	[W]
--------------------	-------	-----

AFC Championship Game

12/26 at Oakland	7 24	[L]
------------------	------	-----

1975

CHUCK NOLL, Head Coach

Steelers Opp.		
9/21 at San Diego	37 0	[W]
9/28 Buffalo	21 30	[L]
10/5 at Cleveland	42 6	[W]
10/12 Denver	20 9	[W]
10/19 Chicago	34 3	[W]
10/26 at Green Bay	16 13	[W]
11/2 at Cincinnati	30 24	[W]
11/9 Houston	24 17	[W]

70 YEARS WITH THE STEELERS

11/16	Kansas City	28	3	[W]
11/24 at	Houston	32	9	[W]
11/30 at	New York Jets	20	7	[W]
12/7	Cleveland	31	17	[W]
12/13	Cincinnati	35	14	[W]
12/20 at	Los Angeles	3	10	[L]
Won 12, Lost 2 (H 6-1, A 6-1)		373	162	

AFC Playoff Game

12/27	Baltimore	28	10	[W]
AFC Championship Game				
1/4	Oakland	16	10	[W]
SUPER BOWL X (Miami, Fla.)				
1/18	Dallas	21	17	[W]

1974

CHUCK NOLL, Head Coach

Steelers Opp.

9/15	Baltimore	30	0	[W]
9/22 at	Denver (OT)	35	35	[T]
9/29	Oakland	0	17	[L]
10/6 at	Houston	13	7	[W]
10/13 at	Kansas City	34	24	[W]
10/20	Cleveland	20	16	[W]
10/28	Atlanta	24	17	[W]
11/3	Philadelphia	27	0	[W]
11/10 at	Cincinnati	10	17	[L]
11/17 at	Cleveland	26	16	[W]
11/25 at	New Orleans	28	7	[W]
12/1	Houston	10	13	[L]
12/8 at	New England	21	17	[W]
12/14	Cincinnati	27	3	[W]
Won 10, Lost 3, Tied 1		305	189	
(H 5-2, A 5-1)				

AFC Playoff Game

12/22	Buffalo	32	14	[W]
AFC Championship Game				
12/29 at	Oakland	24	13	[W]
SUPER BOWL IX (New Orleans, La.)				
1/12	Minnesota	16	6	[W]

1973

CHUCK NOLL, Head Coach

Steelers Opp.

9/16	Detroit	24	10	[W]
9/23	Cleveland	33	6	[W]
9/30 at	Houston	36	7	[W]
10/7	San Diego	38	21	[W]
10/14 at	Cincinnati	7	19	[L]
10/21	New York Jets	26	14	[W]
10/28	Cincinnati	20	13	[W]
11/5	Washington	21	16	[W]
11/11 at	Oakland	17	9	[W]
11/18	Denver	13	23	[L]
11/25 at	Cleveland	16	21	[L]
12/3 at	Miami	26	30	[W]
12/9	Houston	33	7	[W]
12/15 at	San Francisco	37	14	[W]
Won 10, Lost 4 (H 7-1, A 3-3)		347	210	

AFC Wild Card Playoff Game

12/22 at	Oakland	14	33	[L]
----------	---------	----	----	-----

1972

CHUCK NOLL, Head Coach

Steelers Opp.

9/17	Oakland	34	28	[W]
9/24 at	Cincinnati	10	15	[L]
10/1 at	St. Louis	25	19	[L]
10/8 at	Dallas	13	17	[L]
10/15	Houston	24	7	[W]
10/22	New England	33	3	[W]
10/29 at	Buffalo	38	21	[W]

11/5	Cincinnati	40	17	[W]
11/12	Kansas City	16	7	[W]
11/19 at	Cleveland	24	26	[L]
11/26	Minnesota	23	10	[W]
12/3	Cleveland	30	0	[W]
12/10 at	Houston	9	3	[W]
12/17 at	San Diego	24	2	[W]
Won 11, Lost 3 (H 7-0, A 4-3)		343	175	

AFC Playoff Game

12/23	Oakland	13	7	[W]
AFC Championship Game				
12/31	Miami	17	21	[L]

1971

CHUCK NOLL, Head Coach

Steelers Opp.

9/19 at	Chicago	15	17	[L]
9/26	Cincinnati	21	10	[W]
10/3	San Diego	21	17	[W]
10/10 at	Cleveland	17	27	[L]
10/18 at	Kansas City	16	38	[L]
10/24	Houston	23	16	[W]
10/31 at	Baltimore	21	34	[L]
11/7	Cleveland	26	9	[W]
11/14 at	Miami	21	24	[L]
11/21	New York Giants	17	13	[W]
11/28	Denver	10	22	[L]
12/5 at	Houston	3	29	[W]
12/12 at	Cincinnati	21	13	[W]
12/19	Los Angeles	14	23	[L]
Won 6, Lost 8 (H 5-2, A 1-6)		246	292	

1970

CHUCK NOLL, Head Coach

Steelers Opp.

9/20	Houston	7	19	[L]
9/27 at	Denver	13	16	[L]
10/3 at	Cleveland	7	15	[L]
10/11	Buffalo	23	10	[W]
10/18 at	Houston	7	3	[W]
10/25 at	Oakland	14	31	[L]
11/2	Cincinnati	21	10	[W]
11/8	New York Jets	21	17	[W]
11/15	Kansas City	14	31	[L]
11/22 at	Cincinnati	7	34	[L]
11/29	Cleveland	28	9	[W]
12/6	Green Bay	12	20	[L]
12/13 at	Atlanta	16	27	[L]
12/20 at	Philadelphia	20	30	[L]
Won 5, Lost 9 (H 4-3, A 1-6)		210	272	

1969

CHUCK NOLL, Head Coach

Steelers Opp.

9/21	Detroit	16	13	[W]
9/28 at	Philadelphia	27	41	[L]
10/5	St. Louis	14	27	[L]
10/12 at	New York	7	10	[L]
10/18 at	Cleveland	31	42	[L]
10/26	Washington	7	14	[L]
11/2	Green Bay	34	38	[L]
11/9 at	Chicago	7	38	[L]
11/16	Cleveland	3	24	[L]
11/23 at	Minnesota	14	52	[L]
11/30 at	St. Louis	10	47	[L]
12/7	Dallas	7	10	[L]
12/14	New York	17	21	[L]
12/21 at	New Orleans	24	27	[L]
Won 1, Lost 13 (H 1-6, A 0-7)		218	404	

1968

BILL AUSTIN, Head Coach

Steelers Opp.

9/15	New York	20	34	[L]
9/22 at	Los Angeles	10	45	[L]
9/29	Baltimore	7	41	[L]
10/5 at	Cleveland	24	31	[L]
10/13 at	Washington	13	16	[L]
10/20	New Orleans	12	16	[L]
10/27	Philadelphia	6	3	[W]
11/3 at	Atlanta	41	21	[W]
11/10 at	St. Louis	28	28	[T]
11/17	Cleveland	24	45	[L]
11/24	San Francisco	28	45	[L]
12/1	St. Louis	10	20	[L]
12/8 at	Dallas	7	28	[L]
12/15 at	New Orleans	14	24	[L]
Won 2, Lost 11, Tied 1		244	397	
(H 1-6, A 1-5-1)				

1967

BILL AUSTIN, Head Coach

Steelers Opp.

9/17	Chicago	41	13	[W]
9/24	St. Louis	14	28	[L]
10/1 at	Philadelphia	24	34	[L]
10/7 at	Cleveland	10	21	[L]
10/15	New York	24	27	[L]
10/22	Dallas	21	24	[L]
10/29 at	New Orleans	14	10	[W]
11/5	Cleveland	14	34	[L]
11/12 at	St. Louis	14	14	[T]
11/19 at	New York	20	28	[L]
11/26	Minnesota	27	41	[L]
12/3 at	Detroit	24	14	[W]
12/10	Washington	10	15	[L]
12/17 at	Green Bay	24	17	[W]
Won 4, Lost 9, Tied 1		281	320	
(H 1-6, A 3-3-1)				

1966

BILL AUSTIN, Head Coach

Steelers Opp.

9/11	New York	34	34	[T]
9/18	Detroit	17	3	[W]
9/25	Washington	27	33	[L]
10/2 at	Washington	10	24	[L]
10/8 at	Cleveland	10	41	[L]
10/15	Philadelphia	14	31	[L]
10/30 at	Dallas	21	52	[L]
11/6	Cleveland	16	6	[W]
11/13	St. Louis	30	9	[W]
11/20	Dallas	7	20	[L]
11/27 at	St. Louis	3	6	[L]
12/4 at	Philadelphia	23	27	[L]
12/11 at	New York	47	28	[W]
12/18 at	Atlanta	57	33	[W]
Won 5, Lost 8, Tied 1		316	347	
(H 3-3-1, A 2-5)				

1965

MIKE NIXON, Head Coach

Steelers Opp.

9/19	Green Bay	9	41	[L]
9/26 at	San Francisco	17	27	[L]
10/3	New York	13	23	[L]
10/9 at	Cleveland	19	24	[L]
10/17	St. Louis	7	20	[L]
10/24 at	Philadelphia	20	14	[W]
10/31	Dallas	22	13	[W]
11/7 at	St. Louis	17	21	[L]
11/14 at	Dallas	17	24	[L]

70 YEARS WITH THE STEELERS

11/21	Washington	3	31	[L]
11/28	Cleveland	21	42	[L]
12/5	at New York	10	35	[L]
12/12	Philadelphia	13	47	[L]
12/19	at Washington	14	35	[L]
Won 2, Lost 12 (H 1-6, A 1-6) 202 397				

1964

BUDDY PARKER, Head Coach

		Steelers	Opp.	
9/13	Los Angeles	14	26	[L]
9/20	New York	27	24	[W]
9/27	Dallas	23	17	[W]
10/4	at Philadelphia	7	21	[L]
10/10	at Cleveland	23	7	[W]
10/18	at Minnesota	10	30	[L]
10/25	Philadelphia	10	34	[L]
11/1	Cleveland	17	30	[L]
11/8	at St. Louis	30	34	[L]
11/15	Washington	0	30	[L]
11/22	at New York	44	17	[W]
11/29	St. Louis	20	21	[L]
12/6	at Washington	14	7	[W]
12/13	at Dallas	14	17	[L]
Won 5, Lost 9 (H 2-5, A 3-4) ...		253	315	

1963

BUDDY PARKER, Head Coach

		Steelers Opp.		
9/15	at Philadelphia	21	21	[T]
9/22	New York	31	0	[W]
9/29	St. Louis	23	10	[W]
10/5	at Cleveland	23	35	[L]
10/13	at St. Louis	23	24	[L]
10/20	Washington	38	27	[W]
10/27	Dallas	27	21	[W]
11/3	at Green Bay	14	33	[L]
11/10	Cleveland	9	7	[W]
11/17	at Washington	34	28	[W]
11/24	Chicago	17	17	[T]
12/1	Philadelphia	20	20	[T]
12/8	at Dallas	24	19	[W]
12/15	at New York	17	33	[L]
Won 7, Lost 4, Tied 3		321	295	
(H 5-0-2, A 2-4-1)				

1962

BUDDY PARKER, Head Coach

		Steelers Opp.		
9/16	at Detroit	7	45	[L]
9/23	at Dallas	30	28	[W]
9/30	New York	27	31	[L]
10/6	Philadelphia	13	7	[W]
10/14	at New York	20	17	[W]
10/21	Dallas	27	42	[L]
10/28	Cleveland	14	41	[L]
11/4	Minnesota	39	31	[W]
11/11	at St. Louis	26	17	[W]
11/18	Washington	23	21	[W]
11/25	at Cleveland	14	35	[L]
12/2	St. Louis	19	7	[W]
12/9	at Philadelphia	26	17	[W]
12/16	at Washington	27	24	[W]
Won 9, Lost 5 (H 4-3, A 5-2) ...		312	363	
Playoff Bowl (Miami, Fla.)				
1/6	Detroit	10	17	[L]

1961

BUDDY PARKER, Head Coach

		Steelers Opp.	
9/17	at Dallas	24	27 [L]
9/24	New York	14	17 [L]
10/1	at Los Angeles	14	24 [L]
10/8	at Philadelphia	16	21 [L]

10/15	Washington	20	0	[W]
10/22	Cleveland	28	30	[L]
10/29	San Francisco	20	10	[W]
11/5	at Cleveland	17	13	[W]
11/12	Dallas	37	7	[W]
11/19	at New York	21	42	[L]
11/26	St. Louis	30	27	[W]
12/3	Philadelphia	24	35	[L]
12/10	at Washington	30	14	[W]
12/17	at St. Louis	0	20	[L]
Won 6, Lost 8 (H 4-3, A 2-5) 295 287				

1960

BUDDY PARKER, Head Coach

		Steelers	Opp.	
9/24	at Dallas	35	28	[W]
10/2	at Cleveland	20	28	[L]
10/9	New York	17	19	[L]
10/16	St. Louis	27	14	[W]
10/23	at Washington	27	27	[T]
10/30	Green Bay	13	19	[L]
11/6	at Philadelphia	7	34	[L]
11/13	at New York	24	27	[L]
11/20	Cleveland	14	10	[W]
11/27	Washington	22	10	[W]
12/11	Philadelphia	27	21	[W]
12/18	at St. Louis	7	38	[L]
Won 5, Lost 6, Tied 1		240	275	
(H 4-2, A 1-4-1)				

1959

BUDDY PARKER, Head Coach

		Steelers	Opp.	
9/26	Cleveland	17	7	[W]
10/4	Washington	17	23	[L]
10/11	at Philadelphia	24	28	[L]
10/18	at Washington	27	6	[W]
10/25	New York	16	21	[L]
11/1	at Chicago Cards	24	45	[L]
11/8	Detroit	10	10	[T]
11/15	at New York	14	9	[W]
11/22	at Cleveland	21	20	[W]
11/29	Philadelphia	31	0	[W]
12/6	at Chicago Bears	21	27	[L]
12/13	Chicago Cards	35	20	[W]
Won 6, Lost 5, Tied 1		257	216	
(H 3-2-1, A 3-3)				

1958

BUDDY PARKER, Head Coach

		Steelers Opp.		
9/28	at San Francisco	20	23	[L]
10/5	Cleveland	12	45	[L]
10/12	Philadelphia	24	3	[W]
10/19	at Cleveland	10	27	[L]
10/26	at New York	6	17	[L]
11/2	Washington	24	16	[W]
11/9	at Philadelphia	31	24	[W]
11/16	New York	31	10	[W]
11/23	at Chicago Cards	27	20	[W]
11/30	Chicago Bears	24	10	[W]
12/7	at Washington	14	14	[T]
12/13	Chicago Cards	38	21	[W]
Won 7, Lost 4, Tied 1		261	230	
(H 5-1, A 2-3-1)				

1957

BUDDY PARKER, Head Coach

		Steelers Opp.	
9/29	Washington	28	7 [W]
10/5	Cleveland	12	23 [L]
10/13	Chicago Cards	29	20 [W]
10/20	at New York	0	35 [L]

10/27	Philadelphia	6	0	[W]
11/3 at	Baltimore	19	13	[W]
11/10 at	Cleveland	0	24	[L]
11/24	Green Bay	10	27	[L]
12/1 at	Philadelphia	6	7	[L]
12/7	New York	21	10	[W]
12/15 at	Washington	3	10	[L]
12/22 at	Chicago Cards	27	2	[W]
Won 6, Lost 6 (H 4-2, A 2-4) 161 178				

1956

WALT KIESLING, Head Coach

		Steelers	Opp.
9/30	Washington	30	13 [W]
10/6	Cleveland	10	14 [L]
10/14	Philadelphia	21	35 [L]
10/21	at New York	10	38 [L]
10/28	at Cleveland	24	16 [W]
11/4	New York	14	17 [L]
11/11	at Philadelphia	7	14 [L]
11/18	Chicago Cards	14	7 [W]
11/25	at Chicago Cards	27	38 [L]
12/2	Los Angeles	30	13 [W]
12/9	at Detroit	7	45 [L]
12/16	at Washington	23	0 [W]
Won 5, Lost 7 (H 3-3, A 2-4) ...		217	250

1955

WALT KIESLING, Head Coach

		Steelers	Opp.
9/26	Chicago Cards	14	7 [W]
10/2	at Los Angeles	26	27 [L]
10/9	New York	30	23 [W]
10/15	Philadelphia	13	7 [W]
10/23	at New York	19	17 [W]
10/30	at Philadelphia	0	24 [L]
11/5	at Chicago Cards	13	27 [L]
11/13	Detroit	28	31 [L]
11/20	at Cleveland	14	41 [L]
11/27	Washington	14	23 [L]
12/4	Cleveland	7	30 [L]
12/11	at Washington	17	28 [L]
Won 4, Lost 8 (H 3-3, A 1-5) ...		195	285

1954

WALT KIESLING, Head Coach

		Steelers	Opp.	
9/26	at Green Bay	21	20	[W]
10/2	Washington	37	7	[W]
10/9	at Philadelphia	22	24	[L]
10/17	Cleveland	55	27	[W]
10/23	Philadelphia	17	7	[W]
10/31	at Chicago Cards	14	17	[L]
11/7	New York	6	30	[L]
11/14	at Washington	14	17	[L]
11/20	San Francisco	3	31	[L]
11/28	Chicago Cards	20	17	[W]
12/5	at New York	3	24	[L]
12/12	at Cleveland	7	42	[L]
Won 5, Lost 7 (H 4-2, A 1-5)		219	263	

1953

JOE BACH, Head Coach

		Steelers Opp.	
9/27	at Detroit	21	38 [L]
10/3	New York	24	14 [W]
10/11	Chicago Cards	31	28 [W]
10/17	at Philadelphia	7	23 [L]
10/24	Green Bay	31	14 [W]
11/1	Philadelphia	7	35 [L]
11/8	at Cleveland	16	34 [L]
11/15	at New York	14	10 [W]

70 YEARS WITH THE STEELERS

11/22	Cleveland	16	20	[L]
11/29	Washington	9	17	[L]
12/6	at Chicago Cards	21	17	[W]
12/13	at Washington	14	13	[W]
Won 6, Lost 6 (H 3-3, A 3-3)				211 263

1952

JOE BACH, Head Coach

Steelers Opp.				
9/28	Philadelphia	25	31	[L]
10/4	Cleveland	20	21	[L]
10/12	at Philadelphia	21	26	[L]
10/19	Washington	24	28	[L]
10/26	at Chicago Cards	34	28	[W]
11/2	at Washington	24	23	[W]
11/9	Detroit	6	31	[L]
11/16	at Cleveland	26	29	[L]
11/23	Chicago Cards	17	14	[W]
11/30	New York	63	7	[W]
12/7	at San Francisco	24	7	[W]
12/14	at Los Angeles	14	28	[L]
Won 5, Lost 7 (H 2-4, A 3-3)				300 273

1951

JOHN MICHELOSEN, Head Coach

Steelers Opp.				
10/1	New York	13	13	[T]
10/7	at Green Bay	33	35	[L]
10/14	San Francisco	24	28	[L]
10/21	at Cleveland	0	17	[L]
10/28	at Chicago Cards	28	14	[W]
11/4	Philadelphia	13	34	[L]
11/11	Green Bay	28	7	[W]
11/18	Washington	7	22	[L]
11/25	at Philadelphia	17	13	[W]
12/2	at New York	0	14	[L]
12/9	Cleveland	0	28	[L]
12/16	at Washington	20	10	[W]
Won 4, Lost 7, Tied 1				183 235
(H 1-4-1, A 3-3)				

1950

JOHN MICHELOSEN, Head Coach

Steelers Opp.				
9/17	New York	7	18	[L]
9/24	at Detroit	7	10	[L]
10/1	at Washington	26	7	[W]
10/7	Cleveland	17	30	[L]
10/15	at New York	17	6	[W]
10/22	Philadelphia	10	17	[L]
10/29	at Cleveland	7	45	[L]
11/5	at Philadelphia	9	7	[W]
11/12	Baltimore	17	7	[W]
11/23	at Chicago Cards	29	17	[W]
12/3	Washington	7	24	[L]
12/10	Chicago Cards	26	7	[W]
Won 6, Lost 6 (H 2-4, A 4-2)				180 195

1949

JOHN MICHELOSEN, Head Coach

Steelers Opp.				
9/25	New York Giants	28	7	[W]
10/3	Washington	14	27	[L]
10/8	Detroit	14	7	[W]
10/16	at New York Giants	21	17	[W]
10/23	New York Bulldogs	24	13	[W]
10/30	Philadelphia	7	38	[L]
11/6	at Washington	14	27	[L]
11/13	Los Angeles	7	7	[T]
11/20	at Green Bay	30	7	[W]
11/27	at Philadelphia	17	34	[L]
12/4	at Chicago Bears	21	30	[L]
12/11	at New York Bulldogs	27	0	[W]
Won 6, Lost 5, Tied 1				224 214
(H 3-2-1, A 3-3)				

1948
JOHN MICHELOSEN, Head Coach

Steelers Opp.				
9/26	at Washington	14	17	[L]
10/3	Boston	24	14	[W]
10/10	Washington	10	7	[W]
10/17	at Boston	7	13	[L]
10/24	at New York	27	34	[L]
10/31	Philadelphia	7	34	[L]
11/7	Green Bay	38	7	[W]
11/14	Chicago Cards	7	24	[L]
11/21	at Detroit	14	17	[L]
11/28	at Philadelphia	0	17	[L]
12/5	New York	38	28	[W]
12/12	at Los Angeles	14	31	[L]
Won 4, Lost 8 (H 4-2, A 0-6)				200 243

1947

JOCK SUTHERLAND, Head Coach

Steelers Opp.				
9/21	Detroit	17	10	[W]
9/29	Los Angeles	7	48	[L]
10/5	at Washington	26	27	[L]
10/12	at Boston	30	14	[W]
10/19	Philadelphia	35	24	[W]
10/26	at New York	38	21	[W]
11/2	at Green Bay	18	17	[W]
11/9	Washington	21	14	[W]
11/16	New York	24	7	[W]
11/23	at Chicago Bears	7	49	[L]
11/30	at Philadelphia	0	21	[L]
12/7	Boston	17	7	[W]
Won 8, Lost 4 (H 5-1, A 3-3)				240 259

Eastern Division Playoff

12/21	Philadelphia	0	21	[L]
-------	--------------	---	----	-----

1946

JOCK SUTHERLAND, Head Coach

Steelers Opp.				
9/20	Chicago Cards	14	7	[W]
9/29	at Washington	14	14	[T]
10/6	New York	14	17	[L]
10/13	Boston	16	7	[W]
10/20	at Green Bay	7	17	[L]
10/27	at Boston	33	7	[W]
11/3	Washington	14	7	[W]
11/10	at Detroit	7	17	[L]
11/17	Philadelphia	10	7	[W]
11/24	at New York	0	7	[L]
12/1	at Philadelphia	7	10	[L]
Won 5, Lost 5, Tied 1				136 117
(H 4-1, A 1-4-1)				

1945

JIM LEONARD, Head Coach

Steelers Opp.				
9/25	at Boston	7	28	[L]
10/7	New York	6	34	[L]
10/14	Washington	0	14	[L]
10/21	at New York	21	7	[W]
10/28	Boston	6	10	[L]
11/4	Philadelphia	3	45	[L]
11/11	Chicago Cards	23	0	[W]
11/18	at Philadelphia	6	30	[W]
11/25	at Chicago Bears	7	28	[L]
12/2	at Washington	0	24	[L]
Won 2, Lost 8 (H 1-4, A 1-4)				79 220

1944*

WALT KIESLING and
PHIL HANDLER, Head Coaches

Steelers Opp.				
9/24	Cleveland	28	30	[L]

10/8	Green Bay	7	34	[L]
10/15	at Chicago Bears	7	34	[L]
10/22	at New York	0	23	[L]
10/29	at Washington	20	42	[L]
11/5	Detroit	6	27	[L]
11/12	at Detroit	7	21	[L]
11/19	** Cleveland	6	33	[L]
11/26	** Green Bay	20	35	[L]
12/3	Chicago Bears	7	49	[L]
Won 0, Lost 10 (H 0-6, A 0-4)				108 328

*Combined with Chicago Cards

**Home game played in Chicago

1943*

WALT KIESLING and
GREASY NEALE, Head Coaches

Steelers Opp.				
10/2	** Brooklyn	17	0	[W]
10/9	** New York	28	14	[W]
10/17	at Chicago Bears	21	48	[L]
10/24	at New York	14	42	[L]
10/31	Chicago Cards	34	13	[W]
11/7	** Washington	14	14	[T]
11/14	at Brooklyn	7	13	[L]
11/21	Detroit	35	34	[W]
11/28	at Washington	27	14	[W]
12/5	** Green Bay	28	38	[L]
Won 5, Lost 4, Tied 1				225 220
(H 4-1-1, A 1-3)				

*Combined with Philadelphia Eagles

**Home game played in Philadelphia

1942

WALT KIESLING, Head Coach

Steelers Opp.				
9/13	Philadelphia	14	24	[L]
9/20	at Washington	14	24	[L]
10/4	New York	13	10	[W]
10/11	at Brooklyn	7	0	[W]
10/18	at Philadelphia	14	0	[W]
10/25	Washington	0	14	[L]
11/1	at New York	17	9	[W]
11/8	at Detroit	35	7	[W]
11/22	Chicago Cards	19	3	[W]
11/29	Brooklyn	13	0	[W]
12/6	at Green Bay	21	24	[L]
Won 7, Lost 4 (H 3-2, A 4-2)				167 119

1941

BERT BELL, ALDO DONELLI
and WALT KIESLING,
Head Coaches

Steelers Opp.				
9/7	at Cleveland	14	17	[L]
9/21	Philadelphia	7	10	[L]
10/5	New York	10	37	[L]
10/12	Washington	20	24	[L]
10/19	at New York	7	28	[L]
10/26	at Chicago Bears	7	34	[L]
11/2	at Washington	3	23	[L]
11/9	at Philadelphia	7	7	[T]
11/16	Brooklyn	14	7	[W]
11/23	Green Bay	7	54	[L]
11/30	at Brooklyn	7	35	[L]
Won 1, Lost 9, Tied 1				103 276
(H 1-4, A 0-5-1)				

1940

WALT KIESLING, Head Coach

Steelers Opp.				
9/8	Chicago Cards	7	7	[T]
9/15	New York	10	10	[T]
9/22	at Detroit	10	7	[W]

70 YEARS WITH THE STEELERS

9/29	Brooklyn	3	10	[L]
10/6	Washington	10	40	[L]
10/13	at Brooklyn	0	21	[L]
10/20	at New York	0	12	[L]
10/27	at Green Bay	3	24	[L]
11/3	at Washington	10	37	[L]
11/10	Philadelphia	7	3	[W]
11/28	at Philadelphia	0	7	[L]
Won 2, Lost 7, Tied 2		60	178	
(H 1-2-2, A 1-5)				

1939

WALT KIESLING and
JOHN BLOOD, Head Coaches

9/14	at Brooklyn	7	12	[L]
9/24	Chicago Cards	0	10	[L]
10/2	Chicago Bears	0	32	[L]
10/8	New York	7	14	[L]
10/15	at Washington	14	44	[L]
10/22	Washington	14	21	[L]
10/29	at Cleveland	14	14	[T]
11/5	at Brooklyn	13	17	[L]
11/19	at New York	7	23	[L]
11/23	at Philadelphia	14	17	[L]
11/26	Philadelphia	24	12	[W]
Won 1, Lost 9, Tied 1		114	216	
(H 1-4, A 0-5-1)				

1938

JOHN BLOOD, Head Coach

9/9	at Detroit	7	16	[L]
9/11	New York	14	27	[L]
9/16	at Philadelphia	7	27	[L]
9/23	at Brooklyn	17	3	[W]
10/3	at New York	13	10	[W]
10/9	Brooklyn	7	17	[L]
10/23	at Green Bay	0	20	[L]
11/6	Washington	0	7	[L]
11/20	at Philadelphia	7	14	[L]
11/27	at Washington	0	15	[L]
12/4	at Cleveland	7	13	[L]
Won 2, Lost 9 (H 0-3, A 2-6)		79	169	

1937
JOHN BLOOD, Head Coach

9/5	Philadelphia	27	14	[W]
9/19	at Brooklyn	21	0	[W]
9/26	New York	7	10	[L]
10/4	Chicago Bears	0	7	[L]
10/10	at Detroit	3	7	[L]
10/17	at Washington	20	34	[L]
10/24	Chicago Cubs	7	13	[L]
10/31	Philadelphia	16	7	[W]
11/7	at New York	0	17	[L]
11/14	Washington	21	13	[W]
11/21	Brooklyn	0	23	[L]
Won 4, Lost 7, (H 3-4, A 1-3)		122	145	

1936

JOE BACH, Head Coach

9/13	Boston	10	0	[W]
9/23	at Brooklyn	10	6	[W]
9/27	New York	10	7	[W]
10/4	Chicago Bears	9	27	[L]
10/14	Philadelphia	17	0	[W]
10/18	at Chicago Bears	6	26	[L]
10/25	at Green Bay	10	42	[L]
11/1	Brooklyn	10	7	[W]
11/5	at Philadelphia	6	0	[W]
11/8	at Detroit	3	28	[L]
11/15	at Chicago Cards	6	14	[L]
11/29	at Boston	0	30	[L]
Won 6, Lost 6 (H 4-1, A 2-5)		97	187	

1935

JOE BACH, Head Coach

9/13	at Philadelphia	17	7	[W]
9/22	New York	7	42	[L]
9/29	Chicago Bears	7	23	[L]
10/6	at Green Bay	0	27	[L]
10/9	Philadelphia	6	17	[L]
10/20	Chicago Cards	17	13	[W]
10/27	Boston	6	0	[W]

11/3	Brooklyn	7	13	[L]
11/10	at Brooklyn	16	7	[W]
11/24	Green Bay	14	34	[L]
12/1	at Boston	3	13	[L]
12/8	at New York	0	13	[L]
Won 4, Lost 8 (H 2-5, A 2-3)		100	209	

1934

LUBY DIMELIO, Head Coach

9/9	Cincinnati	13	0	[W]
9/16	Boston	0	7	[L]
9/26	Philadelphia	0	17	[L]
10/3	New York	12	14	[L]
10/7	at Philadelphia	9	7	[W]
10/10	Chicago Bears	0	28	[L]
10/14	at Boston	0	39	[L]
10/21	at New York	7	17	[L]
10/28	at Brooklyn	3	21	[L]
11/4	at Detroit	7	40	[L]
11/11	at St. Louis	0	6	[L]
11/18	Brooklyn	0	10	[L]
Won 2, Lost 10 (H 1-5, A 1-5)		51	206	

1933

JAP DOUDS, Head Coach

9/20	New York	2	23	[L]
9/27	Chicago Cardinals	14	13	[W]
10/4	Boston	6	21	[L]
10/11	Cincinnati	17	0	[W]
10/15	at Green Bay	0	47	[L]
10/22	at Cincinnati	0	0	[T]
10/29	at Boston	16	14	[W]
11/5	at Brooklyn	3	3	[T]
11/12	Brooklyn	0	32	[L]
11/19	at Philadelphia	6	25	[L]
12/3	at New York	3	27	[L]
Won 3, Lost 6, Tied 2		67	205	
(H 2-3, A 1-3-2)				

WHERE THE STEELERS FINISHED (1970-02)

Year	Record	Finish	Year	Record	Finish
1970	5-9	3rd in AFC Central	1987	8-7	3rd in AFC Central
1971	6-8	2nd in AFC Central	1988	5-11	4th in AFC Central
1972	11-3	AFC Central Champion (1)	1989	9-7	3rd in AFC Central (WC)*
1973	10-4	2nd in AFC Central (WC)*	1990	9-7	3rd in AFC Central
1974	10-3-1	AFC Central Champion (2)	1991	7-9	2nd in AFC Central
1975	12-2	AFC Central Champion (3)	1992	11-5	AFC Central Champion (10)
1976	10-4	AFC Central Champion (4)	1993	9-7	2nd in AFC Central (WC)*
1977	9-5	AFC Central Champion (5)	1994	12-4	AFC Central Champion (11)
1978	14-2	AFC Central Champion (6)	1995	11-5	AFC Central Champion (12)
1979	12-4	AFC Central Champion (7)	1996	10-6	AFC Central Champion (13)
1980	9-7	3rd in AFC Central	1997	11-5	AFC Central Champion (14)
1981	8-8	2nd in AFC Central	1998	7-9	3rd in AFC Central
1982	6-3	4th in AFC Tournament (WC)*	1999	6-10	4th in AFC Central
1983	10-6	AFC Central Champion (8)	2000	9-7	3rd in AFC Central
1984	9-7	AFC Central Champion (9)	2001	13-3	AFC Central Champion (15)
1985	7-9	3rd in AFC Central	2002	10-5-1	AFC North Champion (16)
1986	6-10	3rd in AFC Central			

*Earned Wild Card playoff berth
(#) = Number of Division Titles

PITTSBURGH STEELERS IN THE POSTSEASON (23-18)

Year	Record	Game	Date	Opponent	Att.	Steelers	Opp.	Result
1947	8-4	Eastern Division Playoff	12/21/47	Philadelphia	35,729	0	21	L
1962	9-5	Playoff Bowl	1/6/63	Detroit	36,284	10	17	L
1972*	11-3	AFC Divisional Playoff	12/23/72	Oakland	50,327	13	7	W
		AFC Championship	12/31/72	Miami	50,845	17	21	L
1973	10-4	AFC Wild Card Game	12/22/73	at Oakland	52,646	14	33	L
1974*+	10-3-1	AFC Divisional Playoff	12/22/74	Buffalo	49,841	32	14	W
		AFC Championship	12/29/74	at Oakland	53,800	24	13	W
		Super Bowl IX	1/12/75	Minnesota	80,997	16	6	W
1975*+	12-2	AFC Divisional Playoff	12/27/75	Baltimore	49,557	28	10	W
		AFC Championship	1/4/76	Oakland	50,609	16	10	W
		Super Bowl X	1/18/76	Dallas	80,187	21	17	W
1976*	10-4	AFC Divisional Playoff	12/19/76	at Baltimore	59,296	40	14	W
		AFC Championship	12/26/76	at Oakland	53,821	7	24	L
1977*	9-5	AFC Divisional Playoff	12/24/77	at Denver	75,059	21	34	L
1978*+	14-2	AFC Divisional Playoff	12/30/78	Denver	50,230	33	10	W
		AFC Championship	1/7/79	Houston	50,725	34	5	W
		Super Bowl XIII	1/21/79	Dallas	79,484	35	31	W
1979*+	12-4	AFC Divisional Playoff	12/30/79	Miami	50,214	34	14	W
		AFC Championship	1/6/80	Houston	50,475	27	13	W
		Super Bowl XIV	1/20/80	L.A. Rams	103,985	31	19	W
1982	6-3	AFC Tournament	1/9/83	San Diego	53,546	28	31	L
1983*	10-6	AFC Divisional Playoff	1/1/84	at L.A. Raiders	90,380	10	38	L
1984*	9-7	AFC Divisional Playoff	12/30/84	at Denver	74,981	24	17	W
		AFC Championship	1/6/85	at Miami	76,029	28	45	L
1989	9-7	AFC Wild Card Game	12/31/89	at Houston	58,306	26	23	W
		AFC Divisional Playoff	1/7/90	at Denver	75,868	23	24	L
1992*	11-5	AFC Divisional Playoff	1/9/93	Buffalo	60,407	3	24	L
1993	9-7	AFC Wild Card Game	1/8/94	at Kansas City	75,868	23	24	L
1994*	12-4	AFC Divisional Playoff	1/7/95	Cleveland	58,185	29	9	W
		AFC Championship	1/15/95	San Diego	61,545	13	17	L
1995*+	11-5	AFC Divisional Playoff	1/6/96	Buffalo	50,072	40	21	W
		AFC Championship	1/14/96	Indianapolis	61,062	20	16	W
		Super Bowl XXX	1/28/96	Dallas	76,347	17	27	L
1996*	10-6	AFC Wild Card Game	12/29/96	Indianapolis	58,078	42	14	W
		AFC Divisional Playoff	1/5/97	at New England	60,188	3	28	L
1997*	11-5	AFC Divisional Playoff	1/3/98	New England	61,228	7	6	W
		AFC Championship	1/11/98	Denver	61,382	21	24	L
2001*	13-3	AFC Divisional Playoff	1/20/02	Baltimore	63,976	27	10	W
		AFC Championship	1/27/02	New England	64,704	17	24	L
2002*	10-5-1	AFC Wild Card Game	1/5/03	Cleveland	62,595	36	33	W
		AFC Divisional Playoff	1/11/03	at Tennessee	68,809	31	34	L

* Division Champion + AFC Champion

PLAYOFF BERTHS SINCE 1970 MERGER

CONSECUTIVE PLAYOFF VICTORIES

DIVISION TITLES SINCE 1970 MERGER

Dallas	22
Miami	21
San Francisco	21
PITTSBURGH	20
Oakland	18
St. Louis	16
Minnesota	15
Denver	14
Buffalo	13

Green Bay (1961-62, 1965-67)	9
PITTSBURGH (1974-76)	7
San Francisco (1988-90)	7
Dallas (1992-94)	7
Denver (1997-1998)	7

San Francisco	17
PITTSBURGH	16
Dallas	15
Minnesota	14
Miami	12
Oakland	12
St. Louis	10
Denver	9
Buffalo	7



STEELERS PRESEASON RESULTS

2002 (2-2)

Pitt. vs. New York Jets at Pittsburgh	6-16
Pitt. vs. Washington at Washington	34-35
Pitt. vs. Detroit at Detroit	34-22
Pitt. vs. Minnesota at Pittsburgh	17-14

2001 (3-1)

Pitt. vs. Atlanta at Atlanta	17-16
Pitt. vs. Minnesota at Minnesota	10-24
Pitt. vs. Detroit at Pittsburgh	20-7
Pitt. vs. Buffalo at Pittsburgh	20-0

2000 (3-2)

Pitt. vs. Dallas at Dallas	38-10
Pitt. vs. Miami at Pittsburgh	13-10
Pitt. vs. Carolina at Pittsburgh	13-0
Pitt. vs. Indianapolis at Mexico City	23-24
Pitt. vs. Washington at Washington	10-17

1999 (1-3)

Pitt. vs. Chicago at Pittsburgh	30-23
Pitt. vs. Carolina at Carolina	13-20
Pitt. vs. Washington at Pittsburgh	14-27
Pitt. vs. Buffalo at Buffalo	14-16

1998 (3-2)

Pitt. vs. Tampa Bay at Canton	6-30
Pitt. vs. Buffalo at Pittsburgh	24-13
Pitt. vs. Philadelphia at Philadelphia	17-21
Pitt. vs. Atlanta at Morgantown, W.Va.	28-22
Pitt. vs. Carolina at Pittsburgh	38-24

1997 (5-0)

Pitt. vs. Chicago at Dublin	30-17
Pitt. vs. Kansas City at Kansas City	28-14
Pitt. vs. Philadelphia at Pittsburgh	42-26
Pitt. vs. Detroit at Pittsburgh	28-20
Pitt. vs. Carolina at Carolina	27-19

1996 (2-3)

Pitt. vs. San Diego at Tokyo	10-20
Pitt. vs. St. Louis at Pittsburgh	16-10
Pitt. vs. Green Bay at Green Bay	17-24
Pitt. vs. Tampa Bay at Pittsburgh	13-3
Pitt. vs. Philadelphia at Philadelphia	19-20

1995 (1-3)

Pitt. vs. Buffalo at Buffalo	31-10
Pitt. vs. Green Bay at Pittsburgh	13-36
Pitt. vs. Tampa Bay at Tampa Bay	7-20
Pitt. vs. Philadelphia at Pittsburgh	6-16

1994 (1-3)

Pitt. vs. Miami at Miami	14-24
Pitt. vs. L.A. Raiders at Pittsburgh	29-17
Pitt. vs. Indianapolis at Pittsburgh	14-17
Pitt. vs. Washington at Washington	21-22

1993 (2-3)

Pitt. vs. San Francisco at Barcelona	14-21
Pitt. vs. New York Jets at Pittsburgh	17-13
Pitt. vs. New York Giants at New York	23-17
Pitt. vs. Washington at Pittsburgh	3-10
Pitt. vs. Minnesota at Minneapolis	13-30

1992 (2-2)

Pitt. vs. Philadelphia at Pittsburgh	33-35
--------------------------------------	-------

Pitt. vs. New Orleans at New Orleans	0-26
Pitt. vs. Chicago at Chicago	28-17
Pitt. vs. New York Giants at Pittsburgh	24-3

1991 (2-2)

Pitt. vs. Washington at Pittsburgh	16-7
Pitt. vs. Minnesota at Minnesota	24-34
Pitt. vs. Philadelphia at Philadelphia	20-21
Pitt. vs. Detroit at Detroit	16-3

1990 (2-2)

Pitt. vs. New England at Montreal	30-14
Pitt. vs. Washington at Washington	24-27
Pitt. vs. Dallas at Dallas	9-20
Pitt. vs. Philadelphia at Pittsburgh	20-10

1989 (2-2)

Pitt. vs. Washington at Pittsburgh	14-21
Pitt. vs. Cleveland at Cleveland	24-21
Pitt. vs. Philadelphia at Philadelphia	14-38
Pitt. vs. New York Giants at New York	13-10

1988 (3-1)

Pitt. vs. Washington at Washington	44-31
Pitt. vs. Philadelphia at Pittsburgh	21-16
Pitt. vs. New York Giants at New York	17-28
Pitt. vs. New Orleans at New Orleans	31-28

1987 (0-4)

Pitt. vs. Washington at Washington	17-23
Pitt. vs. Chicago at Chicago	14-50
Pitt. vs. New Orleans at New Orleans	28-31
Pitt. vs. New York Giants at Pittsburgh	20-26

1986 (1-3)

Pitt. vs. Chicago at Pittsburgh	13-23
Pitt. vs. Washington at Washington	(ot) 24-27
Pitt. vs. Dallas at Dallas	41-28
Pitt. vs. New York Giants at New York	3-17

1985 (1-3)

Pitt. vs. Tampa Bay at Tampa	42-27
Pitt. vs. Minnesota at Minneapolis	34-41
Pitt. vs. St. Louis at St. Louis	6-14
Pitt. vs. New York Giants at Pittsburgh	14-24

1984 (3-1)

Pitt. vs. Cleveland at Cleveland	31-14
Pitt. vs. Philadelphia at Pittsburgh	20-17
Pitt. vs. Dallas at Dallas	20-10
Pitt. vs. New York Giants at New York	9-16

1983 (4-1)

Pitt. vs. New Orleans at Canton	27-14
Pitt. vs. New England at Knoxville	27-16
Pitt. vs. New York Giants at Pittsburgh	13-22
Pitt. vs. Dallas at Dallas	24-7
Pitt. vs. Philadelphia at Philadelphia	10-3

1982 (4-0)

Pitt. vs. New England at Knoxville	24-20
Pitt. vs. New York Giants at New York	13-10
Pitt. vs. Baltimore at Pittsburgh	37-15
Pitt. vs. Philadelphia at Pittsburgh	27-24

1981 (2-2)

Pitt. vs. Cleveland at Cleveland	35-31
Pitt. vs. Philadelphia at Philadelphia	20-36
Pitt. vs. Dallas at Dallas	14-24
Pitt. vs. New York Giants at Pittsburgh	31-6



STEELERS PRESEASON RESULTS

1980 (3-1)

Pitt. vs. New York Giants at New York	13-0
Pitt. vs. Atlanta at Atlanta	17-14
Pitt. vs. New York Jets at Pittsburgh	13-20
Pitt. vs. Dallas at Dallas	31-10

1979 (3-1)

Pitt. vs. Buffalo at Buffalo	15-7
Pitt. vs. New York Giants at Pittsburgh	10-3
Pitt. vs. New York Jets at New York	27-14
Pitt. vs. Dallas at Dallas	14-16

1978 (2-2)

Pitt. vs. Baltimore at Baltimore	22-10
Pitt. vs. Atlanta at Pittsburgh	13-7
Pitt. vs. New York Giants at New York	6-13
Pitt. vs. Dallas at Dallas	13-16

1977 (3-3)

Pitt. vs. Buffalo at Pittsburgh	28-24
Pitt. vs. Kansas City at Kansas City	21-23
Pitt. vs. New York Jets at New York	26-13
Pitt. vs. New England at New England	10-13
Pitt. vs. Philadelphia at Pittsburgh	21-13
Pitt. vs. Dallas at Dallas	0-30

1976 (5-2)

Pitt. vs. All Stars at Chicago	24-0
Pitt. vs. New Orleans at New Orleans	24-14
Pitt. vs. Philadelphia at Philadelphia	14-7
Pitt. vs. Washington at Washington	27-7
Pitt. vs. New York Giants at Pittsburgh	0-17
Pitt. vs. Dallas at Dallas	10-20
Pitt. vs. New York Jets at Pittsburgh	41-6

1975 (3-4)

Pitt. vs. All Stars at Chicago	21-14
Pitt. vs. Philadelphia at Pittsburgh	14-17
Pitt. vs. Oakland at Berkeley	21-24
Pitt. vs. Baltimore at Baltimore	31-10
Pitt. vs. New York Giants at Princeton	7-24
Pitt. vs. New Orleans at Pittsburgh	24-13
Pitt. vs. Dallas at Dallas	16-17

1974 (6-0)

Pitt. vs. New Orleans at New Orleans	26-7
Pitt. vs. Chicago at Pittsburgh	50-21
Pitt. vs. Philadelphia at Philadelphia	(ot) 33-30
Pitt. vs. New York Giants at Pittsburgh	17-7
Pitt. vs. Washington at Washington	21-19
Pitt. vs. Dallas at Dallas	41-15

1973 (4-2)

Pitt. vs. Baltimore at Pittsburgh	34-7
Pitt. vs. Minnesota at Bloomington	6-10
Pitt. vs. Philadelphia at Pittsburgh	17-3
Pitt. vs. New York Giants at New York	24-29
Pitt. vs. Green Bay at Green Bay	30-22
Pitt. vs. Atlanta at Pittsburgh	19-0

1972 (4-1-1)

Pitt. vs. New York Giants at Pittsburgh	28-10
Pitt. vs. New York Jets at Seattle	22-3
Pitt. vs. Atlanta at Atlanta	31-17
Pitt. vs. Baltimore at Tampa	13-16
Pitt. vs. New Orleans at Memphis	56-7
Pitt. vs. Washington at Pittsburgh	10-10

1971 (3-2-0)

Pitt. vs. Green Bay at Green Bay	16-13
Pitt. vs. Cincinnati at Cincinnati	13-20
Pitt. vs. Minnesota at Pittsburgh	21-26
Pitt. vs. New York Jets at Cleveland	35-21
Pitt. vs. New York Giants at New York	20-3

1970 (4-1-0)

Pitt. vs. Miami at Jacksonville	10-16
Pitt. vs. Minnesota at Bloomington	20-13
Pitt. vs. New York Giants at Pittsburgh	21-6
Pitt. vs. Boston at Shreveport	31-3
Pitt. vs. Oakland at Oakland	20-6

1969 (2-3-0)

Pitt. vs. St. Louis at Norfolk, Va.	12-27
Pitt. vs. New Orleans at Baton Rouge, La.	34-24
Pitt. vs. Cincinnati at Pittsburgh	13-23
Pitt. vs. Green Bay at Green Bay	19-31
Pitt. vs. New York Giants at Montreal	17-13

1968 (1-4-0)

Pitt. vs. St. Louis at St. Louis	7-24
Pitt. vs. San Diego at San Diego	36-33
Pitt. vs. Cincinnati at Morgantown, W. Va.	3-19
Pitt. vs. Green Bay at Milwaukee	17-21
Pitt. vs. Washington at Norfolk, Va.	17-24

1967 (2-3-0)

Pitt. vs. Green Bay at Green Bay	20-31
Pitt. vs. New Orleans at Baton Rouge, La.	17-20
Pitt. vs. St. Louis at Nashville	24-13
Pitt. vs. San Diego at San Diego	16-7
Pitt. vs. Washington at Norfolk, Va.	10-16

1966 (1-4-0)

Pitt. vs. New York Giants at Ithaca, NY	14-16
Pitt. vs. Minnesota at Portland	6-35
Pitt. vs. San Francisco at Portland	34-17
Pitt. vs. Green Bay at Green Bay	6-17
Pitt. vs. Cleveland at Birmingham, Ala.	10-14

1965 (0-5-0)

Pitt. vs. Minnesota at Atlanta	21-31
Pitt. vs. New York Giants at New Haven, Ct.	7-16
Pitt. vs. Baltimore at Atlanta	10-38
Pitt. vs. San Francisco at Providence	9-23
Pitt. vs. Cleveland at Akron	16-28



STEELERS VS. NFL OPPONENTS

(ALL-TIME RECORD: 486-486-21)

ARIZONA CARDINALS

Steelers won 31, lost 22, tied 3 (Home: 20-8-1, Road: 11-14-2)

STEELERS			CARDINALS			STEELERS			CARDINALS			STEELERS			CARDINALS		
1933	14	13	[W]	1954 h	20	17	[W]	1964	30	34	[L]						
1935 h	17	13	[W]	1955 h	14	7	[W]	1964 h	20	21	[L]						
1936	6	14	[L]	1955	13	27	[L]	1965 h	7	20	[L]						
1937 h	7	13	[L]	1956 h	14	7	[W]	1965	17	21	[L]						
1939 h	0	10	[L]	1956	27	38	[L]	1966 h	30	9	[W]						
1940 h	7	7	[T]	1957 h	29	20	[W]	1966	3	6	[L]						
1942 h	19	3	[W]	1957	27	2	[W]	1967 h	14	28	[L]						
1943 h	34	13	[W]	1958	27	20	[W]	1967	14	14	[T]						
1945 h	23	0	[W]	1958 h	38	21	[W]	1968	28	28	[T]						
1946 h	14	7	[W]	1959	24	45	[L]	1968 h	10	20	[L]						
1948 h	7	24	[L]	1959 h	35	20	[W]	1969 h	14	27	[L]						
1950	28	17	[W]	1960 h	27	14	[W]	1969	10	47	[L]						
1950 h	28	7	[W]	1960	7	38	[L]	1972	25	19	[W]						
1951	28	14	[W]	1961 h	30	27	[W]	1979	24	21	[W]						
1952	34	28	[W]	1961	0	20	[L]	1985 h	23	10	[W]						
1952 h	17	14	[W]	1962	26	17	[W]	1988	14	31	[L]						
1953 h	31	28	[W]	1962 h	19	7	[W]	1994	17	20 of	[L]						
1953	21	17	[W]	1963 h	23	10	[W]	1997	26	20 of	[W]						
1954	14	17	[L]	1963	23	24	[L]										

Franchise moved from Chicago to St. Louis after 1959 season.

Franchise moved from St. Louis to Phoenix after 1987 season.

ATLANTA FALCONS

Steelers won 11, lost 1, tied 1 (Home: 5-0-1, Road: 6-1)

STEELERS				FALCONS				STEELERS				FALCONS				STEELERS				FALCONS																																																																																																																																																																																																																																																																																																																																																																																																																																																																																																																																																																																																																																																																																																																																																																																																																																																																																																																																																																																																																																																																																																																																																																																																																																																																																																																																																												
1966	57	33	[W]	1981	34	20	[W]	1993	45	17	[W]	1968	41	21	[W]	1984 h	35	10	[W]	1996	20	17	[W]	1970	16	27	[L]	1987	28	12	[W]	1999 h	13	9	[W]	1974 h	24	17	[W]	1990 h	21	9	[W]	2002 h	34	34 of	[T]	1978 h	31	7	[W]																																																																																																																																																																																																																																																																																																																																																																																																																																																																																																																																																																																																																																																																																																																																																																																																																																																																																																																																																																																																																																																																																																																																																																																																																																																																																																																													</

BALTIMORE RAVENS

Steelers won 11, lost 4 (Home: 5-3, Road: 6-1)

STEELERS			RAVENS			STEELERS			RAVENS			STEELERS			RAVENS		
1996 h	31	17	[W]	1998 h	16	6	[W]	2001 h	10	13	[L]						
1996	17	31	[L]	1999	23	20	[W]	2001	26	21	[W]						
1997	42	34	[W]	1999 h	24	31	[L]	2001 h*	27	10	[W]						
1997 h	37	0	[W]	2000 h	0	16	[L]	2002	31	18	[W]						
1998	20	13	[W]	2000	9	6	[W]	2002 h	34	31	[W]						

BUFFALO BILLS

Steelers won 11, lost 9 (Home: 8-2, Road: 3-7)

STEELERS			BILLS			STEELERS			BILLS			STEELERS			BILLS		
1970 h	23	10	[W]	1982	0	13	[L]	1993 h	23	0	[W]						
1972	38	21	[W]	1985 h	30	24	[W]	1994 h	23	10	[W]						
1974 h*	32	14	[W]	1986	12	16	[L]	1995 h*	40	21	[W]						
1975 h	21	30	[L]	1988	28	36	[L]	1996 h	24	6	[W]						
1978	28	17	[W]	1991	34	52	[L]	1999	21	24	[L]						
1979 h	28	0	[W]	1992	20	28	[L]	2001	20	3	[W]						
1980	13	28	[L]	1992 h*	3	24	[L]										

CAROLINA PANTHERS

Steelers won 2, lost 1 (Home: 2-0, Road: 0-1)

STEELERS			PANTHERS			STEELERS			PANTHERS			STEELERS			PANTHERS		
1996	14	18	[L]	1999 h	30	20	[W]	2002 h	30	14	[W]						



STEELERS VS. NFL OPPONENTS

CHICAGO BEARS

Steelers won 6, lost 19, tied 1 (Home: 5-8-1, Road: 1-11)

STEELERS	BEARS		STEELERS	BEARS		STEELERS	BEARS	
1934 h	0	[L]	1944 h	7	[L]	1971	15	[L]
1935 h	7	[L]	1945 h	7	[L]	1975 h	34	[W]
1936 h	9	[L]	1947	7	[L]	1980 h	38	[W]
1936	6	[L]	1949	21	[L]	1986	10	13 ot [L]
1937 h	0	[L]	1958 h	24	[W]	1989 h	0	20 [L]
1939 h	0	[L]	1959	21	[L]	1992	6	30 [L]
1941	7	[L]	1963 h	17	[T]	1995	37	34 ot [W]
1943	21	[L]	1967 h	41	[W]	1998 h	17	12 [W]
1944	7	[L]	1969	7	[L]			

CINCINNATI BENGALS

Steelers won 38, lost 27 (Home: 23-10, Road: 15-17)

STEELERS	BENGALS		STEELERS	BENGALS		STEELERS	BENGALS	
1970 h	21	[W]	1981	7	34 [L]	1992	21	9 [W]
1970	7	34 [L]	1981 h	10	17 [L]	1993 h	34	7 [W]
1971 h	21	10 [W]	1982 h	26	20 ot [W]	1993	24	16 [W]
1971	21	13 [W]	1983	24	14 [W]	1994 h	14	10 [W]
1972	10	15 [L]	1983 h	10	23 [L]	1994	38	15 [W]
1972 h	40	17 [W]	1984 h	38	17 [W]	1995 h	9	27 [L]
1973	7	19 [L]	1984	20	22 [L]	1995	49	31 [W]
1973 h	20	13 [W]	1985 h	24	37 [L]	1996 h	20	10 [W]
1974	10	17 [L]	1985	21	26 [L]	1996	24	34 [L]
1974 h	27	3 [W]	1986	22	24 [L]	1997	26	10 [W]
1975	30	24 [W]	1986 h	30	9 [W]	1997 h	20	3 [W]
1975 h	35	14 [W]	1987 h	23	20 [W]	1998	20	25 [L]
1976 h	23	6 [W]	1987	30	16 [W]	1998 h	24	25 [L]
1976	7	3 [W]	1988 h	12	17 [L]	1999	17	3 [W]
1977 h	20	14 [W]	1988	7	42 [L]	1999 h	20	27 [L]
1977	10	17 [L]	1989	10	41 [L]	2000 h	15	0 [W]
1978	28	3 [W]	1989 h	16	26 [L]	2000	48	28 [W]
1978 h	7	6 [W]	1990	3	27 [L]	2001 h	16	7 [W]
1979	10	34 [L]	1990 h	12	16 [L]	2001	23	26 ot [L]
1979 h	37	17 [W]	1991	33	27 ot [W]	2002	34	7 [W]
1980	28	30 [L]	1991 h	17	10 [W]	2002 h	29	21 [W]
1980 h	16	17 [L]	1992 h	20	0 [W]			

CLEVELAND BROWNS

Steelers won 48, lost 54 (Home: 32-20, Road: 16-34)

STEELERS	BROWNS		STEELERS	BROWNS		STEELERS	BROWNS	
1950 h	17	30 [L]	1964	23	7 [W]	1978 h	15	9 ot [W]
1950	7	45 [L]	1964 h	17	30 [L]	1978	34	14 [W]
1951	0	17 [L]	1965	19	24 [L]	1979	51	35 [W]
1951 h	0	28 [L]	1965 h	21	42 [L]	1979 h	33	30 ot [W]
1952 h	20	21 [L]	1966	10	41 [L]	1980	26	27 [W]
1952	28	29 [L]	1966 h	16	6 [W]	1980 h	16	13 [W]
1953	16	34 [L]	1967	10	21 [L]	1981 h	13	7 [W]
1953 h	16	20 [L]	1967 h	14	34 [L]	1981	32	10 [W]
1954 h	55	27 [W]	1968	24	31 [L]	1982	9	10 [L]
1954	7	42 [L]	1968 h	24	45 [L]	1982 h	37	21 [W]
1955	14	41 [L]	1969	31	42 [L]	1983 h	44	17 [W]
1955 h	7	30 [L]	1969 h	3	24 [L]	1983	17	30 [L]
1956 h	10	14 [L]	1970	7	15 [L]	1984	10	20 [L]
1956	24	16 [W]	1970 h	28	9 [W]	1984 h	23	20 [W]
1957 h	12	23 [L]	1971	17	27 [L]	1985	7	17 [L]
1957	0	24 [L]	1971 h	26	9 [W]	1985 h	10	9 [W]
1958 h	12	45 [L]	1972	24	26 [L]	1986 h	24	27 [L]
1958	10	27 [L]	1972 h	30	0 [W]	1986	31	37 ot [L]
1959 h	17	7 [W]	1973 h	33	6 [W]	1987	10	34 [L]
1959	21	20 [W]	1973	16	21 [L]	1987 h	13	19 [L]
1960	20	28 [L]	1974 h	20	16 [W]	1988 h	9	23 [L]
1960 h	14	10 [W]	1974	26	16 [W]	1988	7	27 [L]
1961 h	28	30 [L]	1975	42	6 [W]	1989 h	0	51 [L]
1961	17	13 [W]	1975 h	31	17 [W]	1989	17	7 [W]
1962 h	14	41 [L]	1976 h	31	14 [W]	1990	3	13 [L]
1962	14	35 [L]	1976	16	18 [L]	1990 h	35	0 [W]
1963	23	35 [L]	1977	28	14 [W]	1991	14	17 [L]
1963 h	9	7 [W]	1977 h	35	31 [W]	1991 h	17	10 [W]



STEELERS VS. NFL OPPONENTS

CLEVELAND BROWNS (Continued)

STEELERS	BROWNS		STEELERS	BROWNS		STEELERS	BROWNS	
1992	9	[L]	1994 h*	29	[W]	2000 h	22	[W]
1992 h	23	[W]	1995 h	20	[W]	2001	15	12 ot [W]
1993	23	[L]	1995	20	[W]	2001 h	28	[W]
1993 h	16	[W]	1999	43	[W]	2002 h	16	13 ot [W]
1994	17	[W]	1999 h	15	[L]	2002	23	[W]
1994 h	17	[W]	2000	20	[L]	2002 h*	36	33 [W]

DALLAS COWBOYS

Steelers won 13, lost 15 (Home: 6-6, Road: 5-8, Neutral: 2-1)

STEELERS	COWBOYS		STEELERS	COWBOYS		STEELERS	COWBOYS	
1960	35	[W]	1965 h	22	[W]	1978***	35	31 [W]
1961	24	[L]	1965	17	[L]	1979 h	14	3 [W]
1961 h	37	[W]	1966	21	[L]	1982	36	28 [W]
1962	30	[W]	1966 h	7	[L]	1985	13	27 [L]
1962 h	27	[L]	1967 h	21	[L]	1986 h	24	21 [W]
1963 h	27	[W]	1968	7	[L]	1991	10	20 [L]
1963	24	[W]	1969 h	7	[L]	1994 h	9	26 [L]
1964 h	23	[W]	1972	13	[L]	1995***	17	27 [L]
1964	14	[L]	1975***	21	[W]	1997 h	7	-37 [L]
			1977 h	28	[W]			

DENVER BRONCOS

Steelers won 8, lost 13, tied 1 (Home: 5-6, Road: 3-7-1)

STEELERS	BRONCOS		STEELERS	BRONCOS		STEELERS	BRONCOS	
1970	13	[L]	1978 h*	33	[W]	1989*	23	24 [L]
1971 h	10	[L]	1979 h	42	[W]	1990	34	17 [W]
1973 h	13	[L]	1983 h	10	[L]	1991	13	20 [L]
1974	35	35 ot [T]	1984*	24	[W]	1993	13	37 [L]
1975 h	20	9 [W]	1985 h	23	[L]	1997 h	35	24 [W]
1977	7	[L]	1986 h	10	[L]	1997 h**	21	24 [L]
1977*	21	[L]	1988 h	39	[W]			
1978	21	[W]	1989	7	[L]			

DETROIT LIONS

Steelers won 14, lost 17, tied 1 (Home: 10-3-1, Road: 4-13, Neutral: 0-1)

STEELERS	LIONS		STEELERS	LIONS		STEELERS	LIONS	
1934	7	[L]	1948	14	[L]	1966 h	17	3 [W]
1936	3	[L]	1949 h	14	[W]	1967	24	14 [W]
1937	3	[L]	1950	7	[L]	1969 h	16	13 [W]
1938	7	[L]	1952 h	6	[L]	1973 h	24	10 [W]
1940	10	[W]	1953	21	[L]	1983	3	45 [L]
1942	35	[W]	1955 h	28	[L]	1986 h	27	17 [W]
1943 h	35	[W]	1956	7	[L]	1989	23	3 [W]
1944 h	6	[L]	1959 h	10	[T]	1992 h	17	14 [W]
1944	7	[L]	1962	7	[L]	1995 h	23	20 [W]
1946	7	[L]	1962	10	[L]	1998	16	19 ot [L]
1947 h	17	[W]	(Playoff Bowl)			2001 h	47	14 [W]

GREEN BAY PACKERS

Steelers won 12, lost 21 (Home: 6-8, Road: 6-13)

STEELERS	PACKERS		STEELERS	PACKERS		STEELERS	PACKERS	
1933	0	[L]	1946	7	[L]	1965 h	9	41 [L]
1935	0	[L]	1947	18	[W]	1967	24	17 [W]
1935 h	14	[L]	1948 h	38	[W]	1969 h	34	38 [L]
1936	10	[L]	1949	30	[W]	1970 h	12	20 [L]
1938	0	[L]	1951	33	[L]	1975	16	13 [W]
1940	3	[L]	1951 h	28	[W]	1980 h	22	20 [W]
1941 h	7	[L]	1953 h	31	[W]	1983	25	21 [W]
1942	21	[L]	1954	21	[W]	1986 h	27	3 [W]
1943 h	28	[L]	1957 h	10	[L]	1992	3	17 [L]
1944	7	[L]	1960 h	13	[L]	1995	19	24 [L]
1944 h	20	[L]	1963	14	[L]	1998	27	20 [W]



STEELERS VS. NFL OPPONENTS

HOUSTON TEXANS

Steelers won 0, lost 1 (Home: 0-1, Road: 0-0)

STEELERS	TEXANS	
2002 h	6	24 [L]

INDIANAPOLIS COLTS

Steelers won 17, lost 4 (Home: 12-1, Road: 5-3)

STEELERS	COLTS		STEELERS	COLTS		STEELERS	COLTS	
1950 h	17	[W]	1978 h	35	[W]	1992 h	30	14 [W]
1957	19	[W]	1979 h	17	[W]	1994 h	31	21 [W]
1968 h	7	[L]	1980	20	[W]	1995 h**	20	16 [W]
1971	21	[L]	1983	24	[W]	1996 h*	42	14 [W]
1974 h	30	[W]	1984	16	[L]	1997 h	24	22 [W]
1975 h*	28	[W]	1985 h	45	[W]	2002 h	28	10 [W]
1976*	40	[W]	1987 h	21	[W]			
1977	21	[L]	1991	21	[W]			

Franchise moved from Baltimore to Indianapolis after 1983 season.

JACKSONVILLE JAGUARS

Steelers won 7, lost 8 (Home: 5-2, Road: 2-6)

STEELERS	JAGUARS		STEELERS	JAGUARS		STEELERS	JAGUARS	
1995	16	[L]	1998 h	30	[W]	2001	3	21 [L]
1995 h	24	[W]	1998	3	[L]	2001 h	20	7 [W]
1996	9	[L]	1999 h	3	[L]	2002	25	23 [W]
1996 h	28	[W]	1999	6	[L]			
1997	21	[L]	2000	23	[W]			
1997 h	23	[W]	2000 h	24	[L]			

KANSAS CITY CHIEFS

Steelers won 16, lost 8 (Home: 7-4, Road: 9-4)

STEELERS	CHIEFS		STEELERS	CHIEFS		STEELERS	CHIEFS	
1970 h	14	[L]	1980 h	21	[W]	1989 h	23	17 [W]
1971	16	[L]	1981 h	33	[L]	1992	27	3 [W]
1972 h	16	[W]	1982 h	35	[W]	1993*	24	27 [L]
1974	34	[W]	1984 h	27	[L]	1996	17	7 [W]
1975 h	28	[W]	1985	36	[W]	1997	10	13 [L]
1976	45	[W]	1986 h	19	[L]	1998	20	13 [W]
1978 h	27	[W]	1987	17	[W]	1999	19	35 [L]
1979	30	[W]	1988 h	16	[W]	2001	20	17 [W]

MIAMI DOLPHINS

Steelers won 8, lost 11 (Home: 5-3, Road: 3-8)

STEELERS	DOLPHINS		STEELERS	DOLPHINS		STEELERS	DOLPHINS	
1971	21	[L]	1984 h	7	[L]	1993	21	20 [W]
1972 h**	17	[L]	1984**	28	[L]	1994 h	16	13 [W]
1973	26	[L]	1985	20	[L]	1995	10	23 [L]
1976 h	14	[W]	1987	24	[L]	1996	24	17 [W]
1979 h*	34	[W]	1988 h	40	[W]	1998	0	21 [L]
1980 h	23	[W]	1989	34	[W]			
1981	10	[L]	1990 h	6	[L]			

MINNESOTA VIKINGS

Steelers won 6, lost 8 (Home: 4-4, Road: 1-4, Neutral: 1-0)

STEELERS	VIKINGS		STEELERS	VIKINGS		STEELERS	VIKINGS	
1962 h	39	[W]	1974***	16	[W]	1989 h	27	14 [W]
1964	10	[L]	1976	6	[L]	1992 h	3	6 [L]
1967 h	27	[L]	1980	23	[W]	1995 h	24	44 [L]
1969	14	[L]	1983 h	14	[L]	2001 h	21	16 [W]
1972 h	23	[W]	1986	7	[L]			



STEELERS VS. NFL OPPONENTS

NEW ENGLAND PATRIOTS

Steelers won 12, lost 7 (Home: 9-5, Road: 3-2)

STEELERS	PATRIOTS		STEELERS	PATRIOTS		STEELERS	PATRIOTS	
1972 h	33	[W]	1983 h	23	[L]	1996*	3	28 [L]
1974	21	[W]	1986 h	0	[L]	1997	24	21 ot [W]
1976 h	27	[L]	1989 h	28	[W]	1997 h*	7	6 [W]
1979	16	13 ot [W]	1990 h	24	[W]	1998 h	9	23 [L]
1981 h	27	21 ot [W]	1991 h	20	[W]	2001 h*	17	24 [L]
1982 h	37	[W]	1993 h	17	[W]	2002	14	30 [L]
1983 h	23	[L]	1995 h	41	[W]			

NEW ORLEANS SAINTS

Steelers won 6, lost 6 (Home: 2-2, Road: 4-4)

STEELERS	SAINTS		STEELERS	SAINTS		STEELERS	SAINTS	
1967	14	[W]	1974	28	[W]	1987 h	16	[L]
1968 h	12	[L]	1978 h	20	[W]	1990	9	[W]
1968	14	[L]	1981	20	[W]	1993 h	37	[W]
1969	24	[L]	1984	24	[L]	2002	29	[L]

NEW YORK GIANTS

Steelers won 28, lost 45, tied 3 (Home: 14-21-3, Road: 14-24)

STEELERS	GIANTS		STEELERS	GIANTS		STEELERS	GIANTS	
1933 h	2	[L]	1947	38	[W]	1960	24	[L]
1933	3	[L]	1947 h	24	[W]	1961 h	14	[L]
1934 h	12	[L]	1948	27	[L]	1961	21	42 [L]
1934	7	[L]	1948 h	38	[W]	1962 h	27	31 [L]
1935 h	7	42 [L]	1949 h	28	[W]	1962	20	17 [W]
1935	0	13 [L]	1949	21	[W]	1963 h	31	0 [W]
1936 h	10	7 [W]	1950 h	7	18 [L]	1963	17	33 [L]
1937 h	7	10 [L]	1950	17	6 [W]	1964 h	27	24 [W]
1937	0	17 [L]	1951 h	13	13 [T]	1964	44	17 [W]
1938 h	14	27 [L]	1951	0	14 [L]	1965 h	13	23 [L]
1938	13	10 [W]	1952 h	63	7 [W]	1965	10	35 [L]
1939 h	7	14 [L]	1953 h	24	14 [W]	1966 h	34	34 [T]
1939	7	23 [L]	1953	14	10 [W]	1966	47	28 [W]
1940 h	10	10 [T]	1954 h	6	30 [L]	1967 h	24	27 [L]
1940	0	12 [L]	1954	3	24 [L]	1967	20	28 [L]
1941 h	10	37 [L]	1955 h	30	23 [W]	1968 h	20	34 [L]
1941	7	28 [L]	1955	19	17 [W]	1969	7	10 [L]
1942 h	13	10 [W]	1956	10	38 [L]	1969 h	17	21 [L]
1942	17	9 [W]	1956 h	14	17 [L]	1971 h	17	13 [W]
1943 h	28	14 [W]	1957	0	35 [L]	1976	27	0 [W]
1943	14	42 [L]	1957 h	21	10 [W]	1985	10	28 [L]
1944	0	23 [L]	1958	6	17 [L]	1991 h	20	23 [L]
1945 h	6	34 [L]	1958 h	31	10 [W]	1994	10	6 [W]
1945	21	7 [W]	1959 h	16	21 [L]	2000	10	30 [L]
1946 h	14	17 [L]	1959	14	9 [W]			
1946	0	7 [L]	1960 h	17	19 [L]			

NEW YORK JETS

Steelers won 14, lost 1 (Home: 5-0, Road: 9-1)

STEELERS	JETS		STEELERS	JETS		STEELERS	JETS	
1970 h	21	[W]	1981 h	38	[W]	1989	13	0 [W]
1973 h	26	[W]	1983	34	7 [W]	1990	24	7 [W]
1975	20	7 [W]	1984	23	17 [W]	1992 h	27	10 [W]
1977	23	20 [W]	1986	45	24 [W]	2000	20	3 [W]
1978	28	17 [W]	1988	20	24 [L]	2001 h	18	7 [W]

OAKLAND RAIDERS

Steelers won 9, lost 11 (Home: 4-4, Road: 5-7)

STEELERS	RAIDERS		STEELERS	RAIDERS		STEELERS	RAIDERS	
1970	14	31 [L]	1975 h**	16	10 [W]	1984	13	7 [W]
1972 h	34	28 [W]	1976	28	31 [L]	1990	3	20 [L]
1972 h*	13	7 [W]	1976**	7	24 [L]	1994	21	3 [W]
1973	17	9 [W]	1977 h	7	16 [L]	1995	29	10 [W]
1973*	14	33 [L]	1980 h	34	45 [L]	2000 h	21	20 [W]
1974 h	0	17 [L]	1981	27	30 [L]	2002 h	17	30 [L]
1974**	24	13 [W]	1983*	10	38 [L]			

Franchise moved from Oakland to Los Angeles after 1981 season, and moved back to Oakland after 1994 season.



STEELERS VS. NFL OPPONENTS

PHILADELPHIA EAGLES

Steelers won 26, lost 46, tied 3 (Home: 17-19-1, Road: 8-25-2, Neutral: 1-2)

STEELERS	EAGLES		STEELERS	EAGLES		STEELERS	EAGLES	
1933	6	[L]	1947 h	0	[L]	1960	7	[L]
1934 h	0	[L]	(Eastern Conference Playoff)	21	[L]	1960 h	27	[W]
1934	9	[W]	1948 h	7	[L]	1961	16	[L]
1935	17	[W]	1948	0	[L]	1961 h	24	[L]
1935 h	6	[L]	1949 h	7	[L]	1962 h	13	[W]
1936 h	17	[W]	1949	17	[L]	1962	26	[W]
1936 1	6	[W]	1950 h	10	[L]	1963	21	[T]
1937 h	27	[W]	1950	9	[W]	1963 h	20	[T]
1937 h	16	[W]	1951 h	13	[L]	1964	7	[L]
1938 2	7	[L]	1951	17	[W]	1964 h	10	[L]
1938 3	7	[L]	1952 h	25	[L]	1965	20	[L]
1939	14	[L]	1952	21	[L]	1965 h	13	[L]
1939 h	24	[W]	1953	7	[L]	1966 h	14	[L]
1940 h	7	[W]	1953 h	7	[L]	1966	23	[L]
1940	0	[L]	1954	22	[L]	1967	24	[L]
1941 h	7	[L]	1955 h	13	[W]	1968 h	6	[W]
1941	7	[T]	1955	0	[L]	1969	27	[L]
1942 h	14	[L]	1956 h	21	[L]	1970	20	[L]
1942	14	[W]	1956	7	[L]	1974 h	27	[W]
1945 h	3	[L]	1957 h	6	[W]	1979	14	[L]
1945	6	[L]	1957	6	[L]	1988 h	26	[L]
1946 h	10	[W]	1958 h	24	[W]	1991	14	[L]
1946	7	[L]	1958	31	[W]	1994 h	14	[W]
1947 h	35	[W]	1959	24	[L]	1997	20	[L]
1947	0	[L]	1959 h	31	[W]	2000 h	23	[L]

1-Johnstown, Pa. 2-Buffalo, N.Y. 3-Charleston, W.V.

ST. LOUIS RAMS

Steelers won 6, lost 16, tied 2 (Home: 5-5-1, Road: 0-11-1, Neutral: 1-0)

STEELERS	RAMS		STEELERS	RAMS		STEELERS	RAMS	
1938	7	[L]	1952	14	[L]	1978	7	[L]
1939	14	[T]	1955	26	[L]	1979**	31	[W]
1941	14	[L]	1956 h	30	[W]	1981 h	24	[W]
1944 h	28	[L]	1961	14	[L]	1984 h	24	[W]
1944 h	6	[L]	1964 h	14	[L]	1987	21	[L]
1947 h	7	[L]	1968	10	[L]	1990 h	41	[W]
1948	14	[L]	1971 h	14	[L]	1993	0	[L]
1949 h	7	[T]	1975	3	[L]	1996 h	42	[W]

Franchise moved from Cleveland to Los Angeles after 1945 season.

Franchise moved to St. Louis after 1994 season.

SAN DIEGO CHARGERS

Steelers won 17, lost 7 (Home: 11-2, Road: 6-5)

STEELERS	CHARGERS		STEELERS	CHARGERS		STEELERS	CHARGERS	
1971 h	21	[W]	1982 h*	28	[L]	1991 h	26	[W]
1972	24	[W]	1983 h	26	[W]	1992	23	[W]
1973 h	38	[W]	1984 h	52	[W]	1993 h	16	[W]
1975	37	[W]	1985	44	[L]	1994	34	[L]
1976 h	23	[W]	1987	20	[W]	1994 h**	13	[L]
1977	10	[W]	1988	14	[L]	1995 h	31	[W]
1979	7	[L]	1989 h	20	[W]	1996 h	16	[W]
1980	17	[L]	1990 h	36	[W]	2000	34	[W]

Franchise moved from Los Angeles to San Diego after 1960 season.



STEELERS VS. NFL OPPONENTS

SAN FRANCISCO 49ERS

Steelers won 8, lost 9 (Home: 3-5, Road: 5-4)

STEELERS	49ERS		STEELERS	49ERS		STEELERS	49ERS	
1951 h	24	[L]	1968 h	28	[L]	1987 h	30	[W]
1952	24	[W]	1973	37	[L]	1990	7	[L]
1954	3	[L]	1977 h	27	[W]	1993 h	13	[L]
1958	20	[L]	1978	24	[W]	1996 h	15	[L]
1961 h	20	[W]	1981 h	14	[L]	1999	27	[W]
1965	17	[L]	1984	20	[W]			

SEATTLE SEAHAWKS

Steelers won 6, lost 7 (Home: 5-2, Road: 1-5)

STEELERS	SEAHAWKS		STEELERS	SEAHAWKS		STEELERS	SEAHAWKS	
1977 h	30	[W]	1986	0	[L]	1994	13	[L]
1978 h	21	[W]	1987 h	13	[W]	1998 h	13	[W]
1981	21	[L]	1991 h	7	[L]	1999 h	10	[L]
1982	0	[L]	1992 h	20	[W]			
1983	27	[W]	1993	6	[L]			

TAMPA BAY BUCCANEERS

Steelers won 6, lost 1 (Home: 2-0, Road: 4-1)

STEELERS	BUCS		STEELERS	BUCS		STEELERS	BUCS	
1976 h	42	[W]	1989	31	[W]	2002	17	[W]
1980	24	[W]	1998	3	[L]			
1983 h	17	[W]	2001	17	[W]			

TENNESSEE TITANS

Steelers won 40, lost 28 (Home: 23-10, Road: 17-18)

STEELERS	TITANS		STEELERS	TITANS		STEELERS	TITANS	
1970 h	7	[L]	1980	0	[L]	1992	29	[W]
1970	7	[W]	1981 h	26	[W]	1992 h	21	[W]
1971 h	23	[W]	1981	20	[L]	1993	3	[L]
1971	3	[L]	1982	24	[W]	1993 h	17	[L]
1972 h	24	[W]	1983	40	[W]	1994 h	30	[W]
1972	9	[W]	1983 h	17	[W]	1994	12	9 ot [W]
1973	36	[W]	1984 h	35	[W]	1995	34	[W]
1973 h	38	[W]	1984	20	23 ot [L]	1995 h	21	[W]
1974	13	[W]	1985 h	20	[W]	1996 h	30	[W]
1974 h	10	[L]	1985	30	[W]	1996	13	[L]
1975 h	24	[W]	1986	22	16 ot [W]	1997 h	37	[W]
1975	32	[W]	1986 h	21	[W]	1997	6	[L]
1976 h	32	[W]	1987 h	3	[L]	1998 h	31	[L]
1976	21	[W]	1987	16	[L]	1998	14	[L]
1977	10	[L]	1988 h	14	[L]	1999	10	[L]
1977 h	27	[W]	1988	37	[W]	1999 h	27	[W]
1978 h	17	[L]	1989	0	[L]	2000 h	20	[L]
1978	13	[W]	1989 h	16	[L]	2000	7	[L]
1978 h**	34	[W]	1989*	26	23 ot [W]	2001 h	34	[W]
1979 h	38	[W]	1990 h	20	[W]	2001	34	[W]
1979	17	[L]	1990	14	[L]	2002	23	[L]
1979 h**	27	[W]	1991 h	26	[W]	2002*	31	34 ot [L]
1980 h	31	[W]	1991	6	[L]			

Franchise moved from Houston to Tennessee after the 1995 season.

Franchise changed name from Oilers to Titans after 1996 season.



STEELERS VS. NFL OPPONENTS

WASHINGTON REDSKINS

Steelers won 30, lost 43, tied 4 (Home: 18-22-1, Road: 12-21-3)

STEELERS	REDSKINS		STEELERS	REDSKINS		STEELERS	REDSKINS	
1933 h	6	21 [L]	1946 h	14	7 [W]	1959	27	6 [W]
1933	16	14 [W]	1947	26	27 [L]	1960	27	27 [T]
1934 h	0	7 [L]	1947 h	21	14 [W]	1960 h	22	10 [W]
1934	0	39 [L]	1948	14	17 [L]	1961 h	20	0 [W]
1935 h	6	0 [W]	1948 h	10	7 [W]	1961	30	14 [W]
1935	3	13 [L]	1949 h	14	27 [L]	1962 h	23	21 [W]
1936 h	10	0 [W]	1949	14	27 [L]	1962	27	24 [W]
1936	0	30 [L]	1950	26	7 [W]	1963 h	38	27 [W]
1937	20	34 [L]	1950 h	7	24 [L]	1963	34	28 [W]
1937 h	21	13 [W]	1951 h	7	22 [L]	1964 h	0	30 [L]
1938 h	0	7 [L]	1951	20	10 [W]	1964	14	7 [W]
1938	0	15 [L]	1952 h	24	28 [L]	1965 h	3	31 [L]
1939	14	44 [L]	1952	24	23 [W]	1965	14	35 [L]
1939 h	14	21 [L]	1953 h	9	17 [L]	1966 h	27	33 [L]
1940 h	10	40 [L]	1953	14	13 [W]	1966	10	24 [L]
1940	10	37 [L]	1954 h	37	7 [W]	1967 h	10	15 [L]
1941 h	20	24 [L]	1954	14	17 [L]	1968	13	16 [L]
1941	3	23 [L]	1955 h	14	23 [L]	1969 h	7	14 [L]
1942	14	24 [L]	1955	17	28 [L]	1973 h	21	16 [W]
1942 h	0	14 [L]	1956 h	30	13 [W]	1979 h	38	7 [W]
1943 h	14	14 [T]	1956	23	0 [W]	1985 h	23	30 [L]
1943	27	14 [W]	1957 h	28	7 [W]	1988	29	30 [L]
1944	20	42 [L]	1957	3	10 [L]	1991 h	14	41 [L]
1945 h	0	14 [L]	1958 h	24	16 [W]	1997 h	14	13 [W]
1945	0	24 [L]	1958	14	14 [T]	2000 h+	24	3 [W]
1946	14	14 [T]	1959 h	17	23 [L]			

Franchise moved from Boston to Washington after 1936 season.

*AFC Playoffs

**AFC Championship

***Super Bowl

+ Final Game at Three Rivers Stadium

STEELERS VS. NFC

	Home	Away	Overall		Home	Away	Overall
1970	0-1	0-2	0-3	1987	1-1	1-1	2-2
1971	1-1	0-1	1-2	1988	1-1	0-2	1-3
1972	1-0	1-1	2-1	1989	1-1	2-0	3-1
1973	2-0	1-0	3-0	1990	2-0	1-1	3-1
1974	2-0	1-0	4-0 *	1991	0-2	0-2	0-4
1975	1-0	1-1	3-1 *	1992	1-1	0-2	1-3
1976	0-0	1-1	1-1	1993	1-1	1-1	2-2
1977	2-0	0-0	2-0	1994	1-1	1-1	2-2
1978	2-0	1-1	4-1 *	1995	1-1	1-1	2-3 **
1979	2-0	1-1	4-1 *	1996	1-1	1-1	2-2
1980	2-0	2-0	4-0	1997	1-1	1-1	2-2
1981	1-1	2-0	3-1	1998	2-0	0-2	2-2
1982	0-0	1-0	1-0	1999	2-0	1-0	3-0
1983	1-1	1-1	2-2	2000	1-1	0-1	1-2
1984	2-0	1-1	3-1	2001	2-0	1-0	3-0
1985	1-1	0-2	1-3	2002	1-0-1	1-1	2-1-1
1986	2-0	0-2	2-2	TOTAL:	41-17-1	26-31	71-49-1

*Includes Super Bowl win

**Includes Super Bowl loss



STEELERS ALL-TIME DRAFTS

2003 — 16th overall (2 offensive, 3 defensive)

1. Polamalu, Troy (S), USC. 2. Jackson, Alonzo (LB), Florida State. 4. Taylor, Ivan 'Key' (CB), Louisiana-Lafayette. 5. St. Pierre, Brian (QB), Boston College. 7. Wall, J.T. (FB), Georgia.

*Traded Up to 16th from 27th with Kansas City

2002 — 30th overall (4 offensive, 4 defensive)

1. Simmons, Kendall (OG), Auburn. 2. Randle El, Antwaan (WR), Indiana. 3. Hope, Chris (S), Florida State. 4. Foote, Larry (LB), Michigan. 5. Haynes, Verron (FB), Georgia. 6. Mays, Lee (WR), Texas-EI Paso. 7-a. Glover, LaVar (DB), Cincinnati (choice from Houston for signing of placekicker Kris Brown). 7-b. Keisel, Brett (DE), BYU.

2001 — 19th overall (3 offensive, 4 defensive)

1. Hampton, Casey (NT), Texas (choice from New York Jets in addition to Jets' fourth and sixth-round choices for 16th overall choice). 2. Bell, Kendrick (LB), Georgia (choice from New England). 3. Fortfield, 4. Nkwant, Mathias (OT), Temple. 5. Okobi, Chukky (C/G), Purdue. 6-a. Bailey, Rodney (DE), Ohio State. 6-b. Knight, Roger (LB), Wisconsin. 7. Taylor, Chris (WR), Texas A&M.

2000 — 8th overall (5 offensive, 4 defensive)

1. Burress, Plaxico (WR), Michigan State. 2. Smith, Marvel (OT), Arizona State. 3-a. Clancy, Kendrick (DT), Mississippi. 3-b. Poteat, Hank (CB), Pittsburgh. 4. Farmer, Danny (WR), UCLA. 5-a. Haggans, Clark (LB), Colorado State. 5-b. Martin, Tee (QB), Tennessee (compensatory selection). 6-a. Combs, Chris (DE), Duke. 6-b. Gavazza, Jason (TE), Kent (compensatory selection).

1999 — 13th overall (5 offensive, 5 defensive, 1 kicker)

1. Edwards, Troy (WR), Louisiana Tech. 2. Shields, Scott (S), Weber State. 3-a. Porter, Jose (LB), Colorado State. 3-b. Farris, Kris (OT), UCLA. 3-c. Zereoue, Amos (RB), West Virginia (compensatory selection). 4. Smith, Aaron (DE), Northern Colorado. 5-a. Tuman, Jerome (TE), Michigan. 5-b. Johnson, Malcolm (WR), Notre Dame (compensatory selection). 7-a. Dingle, Antonio (DT), Virginia. 7-b. Kelsay, Chad (LB), Nebraska. 7-c. Brown, Kris (K), Nebraska.

1998 — 26th overall (5 offensive, 5 defensive)

1. Faneca, Alan (OG), Louisiana State. 2. Staat, Jeremy (DE), Arizona State (trade from Philadelphia through N.Y. Jets). 3-a. Conrad, Chris (OT) Fresno State. 3-b. Ward, Hines (WR), Georgia (compensatory selection). 4-a. Townsend, Deshea (CB), Alabama. 4-b. King, Carlos (FB) N.C. State (compensatory selection). 5. Simmons, Jason (CB) Arizona State (trade with Atlanta). 6-a. Fuamatu-Ma'afala, Chris (FB) Utah. 6-b. Olson, Ryan (LB) Colorado (compensatory selection). 7. Rubio, Angel (DE) SE Missouri State (compensatory selection).

1997 — 24th overall (4 offensive, 4 defensive)

1. Scott, Chad (CB), Maryland. 2. Blackwell, Will (WR), San Diego State. 3-a. Wiggins, Paul (OL), Oregon. 3-b. Vrabel, Mike (DE), Ohio State (compensatory selection). 4. Choice to St. Louis Jerome Bettis (RB). 5-a. (choice from San Diego traded to San Diego). 5-b. Jones, George (RB), San Diego State. 6-a. Porter, Daryl (CB), Boston College. 6-b. Manuel, Rod (DE), Oklahoma (compensatory selection). 7-a. (choice from Kansas City traded to San Diego). 7-b. Adams, Mike (WR), Texas.

1996 — 29th overall (4 offensive, 5 defensive)

1. Stephens, Jamarin (OT), North Carolina A&T. 2. Choice to St. Louis Jerome Bettis (RB). 3-a. Conley, Steve (LB), Arkansas (choice from St. Louis). 3-b. Wilman, Jon (FB), Penn State. 4-a. Holmes, Earl (LB), Florida A&M. 4-b. Arnold, Jahine (WR), Fresno State (compensatory selection). 5. Rayburn, Israel (DE), North Alabama. 6-a. Choice to San Diego. 6-b. Royce, Orpheus (DE), Florida State. 6-c. Fischer, Spence (QB), Duke (compensatory selection). 7. Emmons, Carlos (LB), Arkansas State.

1995 — 27th overall (4 offensive, 5 defensive, 1 kicker)

1. Bruener, Mark (TE), Washington. 2. Stewart, Kordell (QB), Colorado. 3. Stal, Brenden (G), Nebraska. 4-a. Gibson, Oliver (DT), Notre Dame (choice from New England). 4-b. Jones, Donta (LB), Nebraska. 5-a. Flowers, Lethon (DB), Georgia Tech (choice from Chicago). 5-b. Brown, Lance (DB), Indiana. 6. Miles, Barron (DB), Nebraska. 7-a. Bailey, Henry (WR/KR), Nevada-Las Vegas. 7-b. Ford, Cole (K), Southern California (compensatory selection).

1994 — 17th overall (5 offensive, 5 defensive)

1. Johnson, Charles (WR), Colorado. 2. Buckner, Brenton (DL), Clemson. 3-a. Gildon, Jason (LB), Oklahoma State (choice from Minnesota). 3-b. Morris, Byron "Bam" (RB), Texas Tech. 4. Faumali, Ta'ase

(DL), Hawaii. 5-a. Bell, Myron (S), Michigan State (choice from Chicago). 5-b. Brown, Gary (OT), Georgia Tech. 6-a. Miller, Jim (QB), Michigan State. 6-b. Ravotti, Eric (LB), Penn State (choice from Minnesota). 7. Abrams, Brice (FB), Michigan State.

1993 — 23rd overall (4 offensive, 6 defensive)

1. Figures, Deon (CB), Colorado. 2. Brown, Chad (LB), Colorado (choice from Indianapolis). 3. Hastings, Andre (WR), Georgia. 4. Henry, Kevin (DE), Mississippi State. 5-a. Palele, Si'ulagi (G), Nevada-Las Vegas. 5-b. Woodard, Mark (LB), Mississippi State (choice from Dallas). 6. Williams, Willie (CB), Western Carolina. 7-a. Zgonina, Jeff (OT), Purdue (choice from Washington). 7-b. Keith, Craig (TE), Lenoir-Rhyne. 8. Van Pelt, Alex (QB), Pittsburgh.

1992 — 11th overall (8 offensive, 6 defensive)

1. Searcy, Leon (OT), Miami. 2. Kirkland, Levon (LB), Clemson. 3. Steed, Joel (NT), Colorado. 4. Davenport, Charles (WR), North Carolina State. 5. Haller, Alan (CB), Michigan State. 6. Choice traded to San Francisco. 7-a. Campbell, Russ (TE), Kansas State. 7-b. Graham, Scottie (FB), Ohio State (choice from San Francisco). 8-a. Perry, Darren (S), Penn State (choice from Green Bay through San Francisco). 8-b. Ismail, Hesham (G), Florida. 8-c. Williams, Nate (DL), Mississippi State (choice from San Francisco). 9. Webster, Eluardo (LB), Rutgers. 10. Saunders, Mike (RB), Iowa. 11. Gammon, Kendall (G/C), Pittsburgh State. 12. Benton, Cornelius (QB), Connecticut.

1991 — 15th overall (7 offensive, 5 defensive)

1. Richardson, Huay (LB), Florida. 2. Graham, Jeff (WR), Ohio State. 3. Mills, Ernie (WR), Florida. 4-a. Walker, Sammy (CB), Texas Tech (choice from Denver through New England). 4-b. Cooper, Adrian (TE), Oklahoma (choice from Washington). 5. Choice to New England. 6. Thompson, Leroy (RB), Penn State. 7. Jones, Andre (LB), Notre Dame. 8. Dingman, Dean (G), Michigan. 9. McGinnigal, Bruce (TE), Virginia. 10. Solomon, Ariel (OT), Colorado. 11. Thomas, Efrum (DB), Alabama. 12. Brady, Jeff (LB), Kentucky.

1990 — 21st overall (7 offensive, 6 defensive)

1. Green, Eric (TE), Liberty (choice from Minnesota through Dallas in addition to San Francisco's third-round choice through Dallas). 2. Davidson, Kenny (DE), Louisiana State. 3-a. O'Donnell, Neil (QB), Maryland. 3-b. Veasey, Craig (OT), Houston (choice from San Francisco through Dallas). 4. Calloway, Chris (WR), Michigan. 5. Foster, Barry (FB), Arkansas. 6. Heard, Ron (WR), Bowling Green. 7. Grayson, Dan (LB), Washington State. 8. Dunbar, Karl (DT), Louisiana State. 9. Jones, Gary (S), Texas A&M. 10. Miles, Eddie (LB), Minnesota. 11. Strzelczyk, Justin (OT), Maine. 12. Bell, Richard (RB), Nebraska.

1989 — 7th overall (5 offensive, 8 defensive)

1-a. Worley, Tim (RB), Georgia. 1-b. Ricketts, Tom (OT), Pittsburgh (choice from Minnesota). 2. Lake, Camell (SS), UCLA. 3. Hill, Derek (WR), Arizona. 4. Williams, Jerrol (LB), Purdue. 5. Arnold, David (DB), Michigan. 6. Stock, Mark (WR), Virginia Military Institute. 7. Johnson, David (CB), Kentucky. 8. Asbeck, Chris (NT), Cincinnati. 9. Jenkins, A.J. (DE), Cal State Fullerton. 10. Olaskovsky, Jerry (LB), Pittsburgh. 11. Slater, Brian (WR), Washington. 12. Haselrig, Carlton (NT), Pittsburgh-Johnstown.

1988 — 10th overall (7 offensive, 6 defensive)

1. Jones, Aaron (DE), Eastern Kentucky. 2. Dawson, Dermontti (C/G), Kentucky. 3. Lanza, Chuck (C), Notre Dame. 4. Choice to Kansas City. 5-a. Jordan, Darrin (LB), Northeastern (choice from Phoenix). 5-b. Reese, Jerry (DL), Kentucky. 6. Williams, Warren (RB), Miami (Fla.). 7. Zeno, Marc (WR), Tulane. 8-a. Nichols, Mark (DT), Michigan State. 8-b. Hinnett, Mike (TE), Temple (choice from San Diego). 9. Lockbaum, Gordie (RB), Holy Cross. 10-a. Jackson, John (OT), Eastern Kentucky (choice from Tampa Bay). 10-b. Choice to Denver. 11. Dawson, Bobby (SS), Illinois. 12. Earle, James (LB), Clemson.

1987 — 10th overall (6 offensive, 7 defensive)

1. Woodson, Rod (CB), Purdue. 2. Hall, Delton (CB), Clemson. 3. Lockett, Charles (WR), Cal State — Long Beach. 4. Everett, Thomas (FS). 5. Baylor, 6. Nickerson, Hardy (LB), California. 6-a. Johnson, Tim (DE), Penn State (choice from Tampa Bay). 6-b. Lloyd, Greg (LB), Fort Valley State. 7. Kelley, Chris (TE), Akron. 8. Buchanan, Charles (DE), Tennessee State. 9. Clinkscales, Joel (WR), Tennessee. 10. Hoge, Merrill (RB), Idaho State. 11. Oswald, Paul (C), Kansas. 12. Young, Thoe (TE), Arkansas.

1986 — 9th overall (6 offensive, 7 defensive)

1. Reinstra, John (G), Temple. 2. Williams, Gerald (DT/NT), Auburn. 3. Brisler, Walter "Bubby" (QB), Northeast Louisiana. 4. Callahan, Bill (SS), Pittsburgh. 5-a. Tucker, Erroll (CB/KR), Utah. 5-b. Jones, Brent (TE), Santa Clara (choice from Los Angeles Raiders). 6. Bryant, Domingo (DB), Texas A&M. 7. Carter, Rodney (RB), Purdue. 8. Boso, Cap (TE), Illinois. 9. Henton, Anthony (LB), Troy State. 10. Seitz, Warren (WR/RB), Missouri. 11. Station, Larry (LB), Iowa. 12. Williams, Mike (LB), Tulsa.



STEELERS ALL-TIME DRAFTS

1985 — 20th overall

(4 offensive,
8 defensive, 1 kicker)

1. Sims, Darryl (DE), Wisconsin. 2. Behning, Mark (OT), Nebraska. 3. Hogley, Liffort (S), Louisiana State. 4. Turk, Dan (C), Wisconsin. 5. Jacobs, Cam (LB), Kentucky. 6. Carr, Gregg (LB), Auburn. 7. Andrews, Alan (TE), Rutgers. 8. Newome, Harry (P), Wake Forest. 9-a. Small, Fred (LB), Washington. 9-b. Hams, Andre (CB), Minnesota (Choice from New England). 10. White, Oliver (TE), Kentucky. 11. Matichak, Terry (S), Missouri. 12. Sanchez, Jeff (S), Georgia.

1984 — 23rd overall

(10 offensive, 2 defensive)

1. Lippe, Louis (WR), Southern Mississippi. 2. Kolodziejcki, Chris (TE), Wyoming. 3. Choice to Miami. 4-a. Thompson, Weegie (WR), Florida State. 4-b. Long, Terry (G), East Carolina (Choice from Washington). 5. Hughes, Van (DT), Southwest Texas State. 6. Brown, Chris (DB), Notre Dame. 7. Campbell, Scott (QB), Purdue. 8. Rasmussen, Randy (C-G), Minnesota. 9. Erenberg, Rich (RB), Colgate. 10. McJunkin, Kirk (G-OT), Texas. 11. Veals, Elton (RB), Tulane. 12. Gillespie, Fernandars (RB), William Jewell.

1983 — 21st overall

(9 offensive, 5 defensive)

1. Rivera, Gabriel (NT-DE), Texas Tech. 2. Capers, Wayne (WR), Kansas. 3. Seabaugh, Todd (LB), San Diego State. 4. Melcarf, Isaac (S), Baylor. 5-a. Skansi, Paul (WR), Washington. 5-b. Garrity, Gregg (WR), Penn State (Choice from Washington). 6. Williams, Eric (S), North Carolina State. 7. Kirchner, Mark (G), Baylor. 8-a. Odum, Henry (RB), South Carolina State (Choice from Denver). 8-b. Dunaway, Craig (TE), Michigan. 9. Wingle, Blake (G), UCLA. 10. Straughter, Roosevelt (S), Northeast Louisiana. 11. Raugh, Mark (TE), West Virginia. 12. Wiley, Roger (RB), Sam Houston State.

1982 — 12th overall

(6 offensive, 7 defensive,
1 kicker)

1. Abercrombie, Walter (RB), Baylor. 2. Meyer, John (OT), Arizona State. 3. Merriweather, Mike (LB), Pacific. 4. Woods, Rick (S), Boise State. 5. Dallafior, Ken (OT), Minnesota. 6-a. Perko, Mike (DT), Utah State. 6-b. Bingham, Craig (LB), Syracuse (Choice from New Orleans). 7-a. Nelson, Edmund (DT), Auburn (Choice from Washington). 7-b. Bourtes, Emil (C), Pittsburgh. 8. Goodson, John (P), Texas. 9. Hirm, Mike (TE), Central Michigan. 10. Sunsen, Sal (LB), Pittsburgh. 11. Abdul-Saboor, Mikal (G), Morgan State. 12. Hughes, Al (DE), Western Michigan.

1981 — 17th overall

(6 offensive, 5 defensive)

1. Gary, Keith (DE), Oklahoma. 2. Washington, Anthony (CB), Fresno State. 3. Donnalley, Rick (C-G), North Carolina. 4. Martin, Robbie (WR-KR), Cal Poly-San Luis Obispo. 5. Martin, Rick (WR), New Mexico. 6. Hinkle, Bryan (LB), Oregon. 7. Little, David (LB), Florida. 8. Wilson, Frank (RB-TE), Rice. 9. Hunter, James (TE-OT), Southern California. 10. Mayock, Mike (S), Boston College. 11. Troceno, Rick (QB), Pittsburgh. 12. Sent to San Francisco as compensation in Willie Fry trade.

1980 — 28th overall

(10 offensive, 5 defensive)

1. Malone, Mark (QB), Arizona State. 2-a. Kohrs, Bob (LB), Arizona State (choice from N.Y. Giants). 2-b. Goodman, John (DE), Oklahoma. 3. Sydnor, Ray (TE), Wisconsin. 4. Hurley, Bill (QB), Syracuse. 5. Wolfley, Craig (G), Syracuse. 6. Ilkin, Tunch (C), Indiana State. 7. Johnson, Nate (WR), Hillsdale (Michigan). 8. Walton, Ted (CB) Connecticut. 9. McCall, Ron (WR), Arkansas at Pine Bluff. 10-a. Wilson, Woodrow (CB), North Carolina State (Choice from San Francisco). 10-b. Fritz, Ken (G), Ohio State. 11. Pollard, Frank (RB), Baylor. 12-a. Vactavir, Charles (DB), Texas (Choice from San Francisco). 12-b. McGriff, Tyrone (G), Florida A & M.

1979 — 28th overall

(8 offensive, 6 defensive,
1 kicker)

1. Hawthorne, Greg (RB), Baylor. 2. Valentine, Zack (LB), East Carolina. 3. None. 4-a. Davis, Russell (RB), Michigan (choice from Detroit). 4-b. Sweeney, Calvin (WR), Southern California. 5. Board, Dwayne (DE), North Carolina A & T. 6-a. Murrell, Bill (TE), Winston-Salem (choice from San Diego). 6-b. Woodruff, Dwayne (CB), Louisville (choice from New England). 6-c. Bahr, Matt (PK), Penn State. 7. Kimball, Bruce (G), Massachusetts. 8. Graves, Tom (LB), Michigan State. 9. Kirk, Rick (DE), Denison. 10. Thompson, Tod (TE), Brigham Young. 11. Moore, Charlie (C), Wichita State. 12-a. Smith, Ed (LB), Vanderbilt (choice from Philadelphia). 12-b. Almond, Mike (WR), Northwestern Louisiana.

1978 — 22nd overall

(6 offensive, 6 defensive,
2 kickers)

1. Johnson, Ron (CB), Eastern Michigan. 2. Fry, Willie (DE), Notre Dame. 3. Colquitt, Craig (P), Tennessee. 4. Anderson, Larry (CB), Louisiana Tech. 5. Choice traded to Green Bay for Dave Purrell. 6. Reuterhan, Randy (WR), Pittsburgh. 7. Dufresne, Mark (TE), Nebraska. 8-a. Moser, Rick (RB), Rhode Island (choice from St. Louis for Mary Kelum). 8-b. Koser, Andre (WR), California Poly. 9. Reynolds, Lance (OT), Brigham Young. 10-a. Becker, Doug (LB), Notre Dame. 10-b. Jurich, Tom (PK), Northern Arizona (choice from Tampa Bay for Ernie Holmes). 11-a. Terry, Nat (CB), Florida State (choice from Tampa Bay for Ernie Holmes). 11-b. Brzozka, Tom (C), Pittsburgh. 12. Carr, Brad (LB), Maryland.

1977 — 21st overall

(10 offensive, 8 defensive)

1. Cole, Robin (LB), New Mexico. 2. Thornton, Sidney (RB), Northwestern Louisiana. 3-a. Beasley, Tom (DT), Virginia Tech (choice from New York Jets). 3-b. Smith, Jim (WR), Michigan. 4-a. Petersen, Ted (C), Eastern Illinois (choice from Green Bay). 4-b. Smith, Laverne (RB), Kansas (choice from Chicago). 4-c. Audick, Dan (G), Hawaii. 5-a. Stout, Cliff (DB), Youngstown State (choice from Kansas City). 5-b. Couson, Steve (G), South Carolina (choice from Detroit). 5-c. Winston, Dennis (LB), Arkansas. 6. Harris, Paul (LB), Alabama. 7. Frisch, Randy (DT), Missouri. 8. August, Phil (WR), Miami (Fla.). 9. Kelly, Roosevelt (TE), Eastern Kentucky. 10-a. Cowans, Alvin (DB), Florida (choice from Buffalo). 10-b. LaCrosse, Dave (LB), Wake Forest. 11. West, Lou (DB), Cincinnati. 12. Stephens, Jimmy (TE), Florida.

1976 — 28th overall

(12 offensive, 10 defensive)

1. Cunningham, Bennie (TE), Clemson. 2-a. Pinney, Ray (C), Washington (choice from Chicago). 2-b. Kruzcek, Mike (QB), Boston College (choice from Baltimore). 2-c. Files, James (G-C), McNeese State. 3-a. Coder, Ron (DT), Penn State (choice from Green Bay). 3-b. Pough, Ernest (WR), Texas State. 4-a. Monds, Wonder (S), Nebraska (choice from Baltimore). 4-b. Bell, Theo (WR), Arizona. 5. Norton, Rodney (LB), Rice. 6-a. Dunn, Gary (DT), Miami (Fla.). (choice from St. Louis). 6-b. Deloplane, Jack (RB), Salem (W.Va.). 7. Burton, Barry (TE), Vanderbilt. 8. McAleney, Ed (DE), Massachusetts. 9. Gaines, Wentford (CB), Cincinnati. 10. Campbell, Gary (LB), Colorado. 11. Fuchs, Roland (RB), Arkansas. 12. Carroll, Bill (WR), East Texas State. 13. Kain, Larry (LB), Ohio State. 14. Fields, Wayne (DB), Kearney State. 15. Davis, Mel (DE), North Texas State. 16. Butts, Randy (RB), Kearney State. 17. Kirk, Kelvin (WR), Dayton.

1975 — 26th overall

(12 offensive, 9 defensive)

1. Brown, Dave (DB), Michigan. 2. Barber, Bob (DE), Grambling. 3. White, Walter (TE), Maryland. 4. Evans, Harold (LB), Houston. 5. Sexton, Brent (DB), Elon. 6. Crenshaw, Marvin (DT), Nebraska. 7. Mattingly, Wayne (OT), Colorado. 8. Kropp, Tom (LB), Kearney St. (Choice from Kansas City). 8-a. Humphrey, Al (DE), Tulsa. 9. Clark, Eugene (G), UCLA (choice from New England). 9-a. Reimer, Bruce (RB), No. Dakota St. 10. Heyer, Kirk (DT), Kearney St. (choice from New England). 10-a. Gray, Archie (WR), Wyoming. 11. Little, Randy (TE), W. Liberty St. (W.Va.). 12. Murphy, Greg (DB), Penn St. 13. Gaddis, Robert (WR), Mississippi Valley. 14. Collier, Mike (RB), Morgan St. 15. Thatcher, Jim (WR), Langston (choice from Kansas City). 15-a. Smith, Marty (DT), Louisville. 16. Bassler, Miller (TE), Houston. 17. Hegener, Stan (G), Nebraska.

1974 — 21st overall

(10 offensive, 11 defensive)

1. Swann, Lynn (WR), So. California. 2. Lambert, Jack (LB), Kent St. 3. Choice to Oakland. 4-a. Stallworth, John (WR), Alabama A & M. (choice from New England). 4-b. Allen, Jim (DB), UCLA. 5. Webster, Mike (G), Wisconsin. 6-a. Wolf, James (DE), Prairie View (choice from Denver). 6-b. Druschel, Rick (OT), No. Carolina St. 7-a. Sitterle, Allen (OT), No. Carolina St. (choice from New England). 7-b. Garske, Scott (TE), Eastern Washington St. 8. Gelfert, Mark (LB), Purdue. 9-a. Peamon, Tom (RB), Missouri (choice from Denver). 9-b. Davis, Charlie (DT), Texas Christian. 10-a. Kregel, Jim (G), Ohio St. (choice from New England). 10-b. Atkinson, Dave (DB), Brigham Young. 11. Morton, Dickey (RB), Arkansas. 12. Lickish, Hugh (LB), Simpson (Iowa). 13. Kolch, Frank (QB), Eastern Michigan. 14. Henley, Bruce (DB), Rice. 15. Hunt, Larry (DT), Iowa St. 16. Morgan, Octavus (LB), Illinois. 17. Moore, Larry (DE), Angelo St. (Tex.).

1973 — 24th overall

(7 offensive, 13 defensive)

1. Thomas, James (DB), Florida St. 2. Phares, Ken (DB), Mississippi St. 3. Bernhardt, Roger (G), Kansas. 4. Clark, Gail (LB), Michigan St. 5. Reavis, David (DE), Arkansas (choice from New Orleans). 5-a. Clark, Larry (LB), No. Illinois. 6-a. Bell, Ron (RB), Illinois St. (choice from Denver). 6-b. Scolnik, Gene (WR), Indiana. 7. Dorsey, Nate (DE), Mississippi Valley. 8-b. Toews, Loren (LB), California (choice from Denver). 8-b. Jansen, Bill (OT), Nebraska. 9. Bonham, Bracy (G), No. Carolina Central. 10. Wunderly, Don (DT), Arkansas. 11. White, Bob (DB), Arizona. 12. Lee, Willie (RB), Indiana St. 13. Ferguson, Rick (WR), Kansas St. 14. Cowan, Roger (DT), Stanford. 15. Cross, Charles (DB), Iowa. 16. Nardi, Glen (DT), Navy. 17. Shannon, Mike (DT), Oregon St.

1972 — 13th overall

(11 offensive, 8 defensive)

1. Harris, Franco (RB), Penn State. 2. Gravelle, Gordon (OT), Brigham Young. 3. McMakin, John (TE), Clemson. 4. Brinkley, Lorenzo (DB), Missouri (choice from NY Giants). 4-a. Bradley, Ed (LB), Wake Forest. 5. Furness, Steve (DE), Rhode Island. 6. Meyer, Dennis (DB), Arkansas. 7. Colquitt, Joe (DE), Kansas St. (choice from NY Giants). 8. Vincent, Stanlie (RB), Rice. 9. Kelley, Don (DB), Clemson. 10. Brown, Bob (DT), Tampa. 11. Gilliam, Joe (QB), Tennessee St. 12. Curl, Ron (OT), Michigan St. 13. Messmer, Ernie (DT), Villanova. 14. Durance, Tom (RB), Florida. 15. Huleick, John (G), Massachusetts (choice from Houston). 15-a. Harrington, Charles (G), Wichita. 16. Hawkins, Nate (WR), Nevada-Las Vegas. 17. Linehan, Ron (LB), Idaho.

STEELERS ALL-TIME DRAFTS

1971 — 8th overall

(11 offensive, 10 defensive,
1 kicker)

1. Lewis, Frank (WR), Grambling. 2. Ham, Jack (LB), Penn St. 3. Davis, Steve (RB), Delaware St. 4. Mullins, Gerry (G), So. California. 4-a. White, Dwight (DE), E. Texas St. (choice from Baltimore). 5. Brown, Larry (TE), Kansas (choice from New Orleans). 5-a. Holmes, Melvin (OT), No. Car. A&T. 5-b. Anderson, Ralph (DB), W. Texas St. (choice from Miami). 5-c. Brister, Fred (LB), Mississippi (choice from Minnesota). 6. Hanneman, Craig (G), Oregon St. 7. McClure, Worthy (OT-G), Mississippi. 8. Crowe, Larry (RB), Texas Southern (choice from New Orleans). 8-a. Rogers, Paul (K), Nebraska. 8-b. Holmes, Ernie (DT), Texas Southern (choice from Miami). 9. Anderson, Mike (LB), Louisiana St. 10. O'Shea, Jim (LB), Boston College. 11. Wagner, Mike (DB), Western Illinois. 12. (Choice to Baltimore). 13. Young, Alford (WR), So. Car. St. 14. Evans, McKinney (DB), New Mex. Highlands. 15. Makin, Ray (G), Kentucky. 16. Huntley, Walter (DB), Trinity (Tex.). 17. Ehle, Dan (RB), Howard Payne.

1970 — 1st overall

(12 offensive, 7 defensive)

1. Bradshaw, Terry (QB), Louisiana Tech. 2. Shanklin, Ron (WR), North Texas St. 3. Blount, Mel (DB), Southern. 4. George, Ed (OT), Wake Forest. 4-a. Evenson, Jim (RB), Oregon (choice from New York Giants). 5. Staggers, Jon (WR), Missouri. 6. Barrera, Manuel (LB), Kansas State. 6-a. Kegler, Clarence (OT), So. Carolina St. 7. Griffin, Danny (RB), Texas-Arlington. 8. Smith, Dave (WR), Indiana (Pa.). 9. Crennel, Carl (LB), West Virginia. 10. Brown, Isiah (DB), Stanford. 11. Hunt, Calvin (C), Baylor. 12. Sharp, Rick (OT), Washington. 13. Main, Billy (RB), Oregon St. 14. Askson, Burt (LB), Texas Southern. 15. Keppy, Glen (DT), Platteville (Wis.). 16. Yanosky, Frank (DT), Tennessee. 17. Key, Harry (TE), Mississippi Valley.

1969 — 4th overall

(9 offensive, 7 defensive,
1 kicker)

1. Greene, Joe (DT), No. Texas St. 2. Hanratty, Terry (QB), Notre Dame. 2-a. Bankston, Warren (RB), Tulane (choice from San Francisco). 3. Kolb, Jon (C), Oklahoma St. 4. Campbell, Bob (RB), Penn St. 5. Choice to St. Louis. 6. Choice to Green Bay. 7. Beatty, Charles (DB), No. Texas St. 7-a. Brown, Chadwick (OT), E. Texas St. 8. Cooper, Joe (WR), Tennessee. 8-a. Sodaski, John (DB), Villanova. 10. Greenwood, L.C. (DE), Arkansas AM & N. 11. Washington, Clarence (DT), Arkansas AM & N. 12. Fisher, Doug (LB), San Diego St. 13. Lynch, John (LB), Drake. 14. Houmard, Bob (RB), Ohio U. 15. Liberto, Ken (WR), Louisiana Tech. 16. Mosley, Dock (WR), Alcorn A & M. 17. Eppright, Bill (K), Kent St.

1968

1. Taylor, Mike (OT), So. California. 2. Ruple, Ernie (OT), Arkansas. 3. Choice to Cleveland. 3-a. Henderson, Jon (WR), Colorado St. (choice from Minnesota). 3-b. Herbert, Ken (K), Houston (choice from Los Angeles). 4. Choice to Green Bay. 5. Choice to Green Bay. 6. Choice to Atlanta. 7. Dalton, Doug (RB), New Mexico St. 7-a. Glennon, Bill (DT), Washington (choice from Los Angeles). 8. Holman, Danny (QB), San Jose St. 9. Knight, John (DE), Weber St. 10. Choice to Cleveland. 11. King, Kim (RB), Georgia Tech. 12. Wheeler, Sam (LB), Wisconsin. 13. Roudy, Joe (G), Puget Sound. 14. Harris, Lou (DB), Kent St. 15. Lanning, Bob (DE), No. Montana. 16. Bleier, Rocky (RB), Notre Dame. 17. Cole, Bob (LB), So. Carolina.

1967

1. Choice to Green Bay. 2. Shy, Don (RB), San Diego St. 3. Choice to San Francisco. 3-a. Freitas, Rockne (C), Oregon (choice from Philadelphia). 4. May, Ray (LB), So. California. 5. Choice to Green Bay. 6. Choice to Atlanta. 6-a. Haggerty, Mike (OT), Miami (Fla.). 7. Choice to Washington. 8. Barnes, Mike (OT), Purdue. 8-a. Furlong, John (QB), Idaho (choice from Minnesota). 9. Otis, Paul (DT), Houston. 10. Wiley, Bill (LB), Fresno St. 11. Whitcomb, Jim (WR), Emporia St. (Kan.). 12. Choice to Baltimore. 13. Homan, Jim (G), So. California. 14. Anderson, Chet (TE), Minnesota. 15. Love, Mike (RB), Abilene Christian. 16. Smith, Bill (C), Oregon. 17. Davenport, Mike (RB), Wyoming.

1966

1. Lettredge, Dick (RB), West Virginia. 2. Gagner, Larry (G), Florida. 3. Killorn, Pat (C), Syracuse. 4. Choice to Chicago. 5. Choice to Detroit. 6. Choice to Minnesota. 7. Boozer, Emerson (RB), Maryland St. 8. Choice to New York. 9. Stewart, Dale (WR), Pittsburgh. 10. Marion, Jerry (RB), Wyoming. 11. Washington, Charley (RB), Grambling. 12. Choice to Dallas. 13. Dial, Benji (QB), Eastern New Mexico. 14. Novogratz, Joe (LB), Pittsburgh. 15. Dobson, Joe (OT), Idaho. 16. Long, Jim (WR), Purdue. 17. Brundage, Mike (QB), Oregon. 18. Lucas, Kenny (QB), Pittsburgh. 19. Neilson, Dave (QB), Albion. 20. Springer, Ron (OT), Albion.

1965

1. Choice to Chicago. 2. Jefferson, Roy (WR), Utah. 3. Choice to New York. 4. Choice to Detroit. 5. Choice to Green Bay. 6. Choice to Green Bay. 7. Browning, Charlie (RB), Washington. 8. Howley, Bill (E).

Pittsburgh. 9. Neville, Tom (T), Mississippi St. 10. Tobey, Dave (C), Oregon. 11. Molden, Frank (T), Jackson St. 12. Lofquist, Craig (B), Minnesota. 13. Wilburn, J. R. (B), South Carolina. 14. Buller, Jim (B), Edward Waters. 15. Carrell, John (T), Texas Tech. 16. Dusenbury, Doug (K), Kansas St. 17. Canale, Wht. (B), Tennessee. 18. Howard, Bob (B), Stanford. 19. Price, Lonnie (B), Southwestern Louisiana. 20. Fertig, Craig (QB), So. Carolina.

1964

1. Martha, Paul (B), Pittsburgh. 2. Choice to Chicago. 2-a. Kelly, Jim (E), Notre Dame (choice from Chicago). 3. Baker, Ralph (LB), Penn State. 4. McGee, Ben (T), Jackson St. 5. Alley, T. W. (T), William & Mary. 6. Gibson, Tom (G), So. Carolina. 7. Smith, Bobby (B), No. Texas St. 8. Currington, Bob (B), No. Carolina College. 9. Nichols, Bob (T), Stanford. 10. Choice to Cleveland. 11. Soleau, Bob (G), William & Mary. 12. Sherman, Bob (B), Iowa. 13. Baker, Glenn (T), Washington St. 14. Jenkins, Tom (G), Ohio St. 15. Brown, Barry (E), Florida. 16. Kesler, Ed (B), No. Carolina. 17. Shaw, Dennis (C), Detroit. 18. Dobbins, Oliver (B), Morgan St. 19. Marshall, Don (T), Lehigh. 20. Generalovich, Brian (E), Pittsburgh.

1963

1. Choice to Chicago. 2. Choice to Baltimore. 3. Choice to Green Bay. 4. Choice to Chicago. 5. Choice to Los Angeles. 6. Choice to Chicago. 7. Choice to Green Bay. 8. Atkinson, Frank (T), Stanford. 9. Carrington, Gene (T), Boston College. 10. Nelsen, Bill (QB), So. California. 11. Dixon, Hewitt (B), Florida A & M. 12. Gurry, Roy (B), Jackson St. 13. Gray, Hal (LB), Los Angeles St. 14. Dickerson, Bob (E), Bethune-Cookman. 15. Szykowski, Matt (QB), Iowa. 16. Russell, Andy (LB), Missouri. 17. Stein, Tim (C), Miami (Ohio). 18. Bradshaw, Jim (B), Chattanooga. 19. Berg, Roger (T), St. Thomas (Minn.). 20. Traficant, Jim (QB), Pittsburgh.

1962

1. Ferguson, Bob (B), Ohio St. 2. Choice to Chicago. 3. Choice to Los Angeles. 4. Choice to Detroit. 5. Choice to Baltimore. 6. Choice to San Francisco. 7. Collins, Jack (B), Texas. 8. Ballman, Gary (B), Michigan St. 9. Powers, John (E), Notre Dame. 10. Vignali, Larry (G), Pitt. 11. Willis, Bob (E), California. 12. Mudie, Sam (QB), Rutgers. 13. Woodward, Dave (T), Auburn. 14. Whittaker, Jim (E), Nevada. 15. Hatch, Vern (E), No. Carolina College. 16. Ply, Bobby (QB), Baylor. 17. Tucker, Nat (B), Florida A & M. 18. Yarbrough, Darrell (T), Northwest Louisiana St. 19. Kuprok, John (E), Pittsburgh. 20. Knight, John (B), Valparaiso.

1961

1. Choice to San Francisco. 2. Pottios, Myron (LB), Notre Dame. 3. Choice to Detroit. 4. Choice to San Francisco. 5. Choice to Baltimore. 6. Choice to Los Angeles. 7. Hoak, Dick (B), Penn St. 8. Ballhazar, George (T), Tennessee A & I. 9. Choice to San Francisco. 10. Mack, Bill (B), Notre Dame. 11. Clements, Skip (B), No. Carolina. 12. Jackson, Frank (T), Detroit. 13. Choice to San Francisco. 14. Schmitz, Bob (LB), Montana St. 15. McCann, Ray (B), West Texas St. 16. Scott, Wilbert (B), Indiana. 17. Nofsinger, Terry (QB), Utah. 18. Simko, John (E), Augustana (S.D.). 19. Wyatt, Bernie (B), Iowa. 20. Jones, Mike (B), San Jose St.

1960

1. Spikes, Jack (B), TCU. 2. Choice to Cleveland. 3. Choice to Los Angeles. 4. Choice to Detroit. 5. Choice to St. Louis. 6. Choice to Los Angeles. 7. Dennis, Lonnie (G), Brigham Young. 8. Lanphear, Dan (G), Wisconsin. 9. Harris, Marshall (B), TCU. 10. Kapele, John (T), Brigham Young. 11. Choice to San Francisco. 12. Butler, Earl (T), No. Carolina. 13. Wornack, Joe (B), Los Angeles St. 14. Keys, Brady (B), Colorado St. 15. Essensmacker, Larry (T), Alma. 16. Ames, Dave (B), Richmond. 17. Chamberlain, Dale (B), Miami (Ohio). 18. Lee, Charley (T), Iowa. 19. Turley, Howard (E), Louisville. 20. Harshberger, George (T), Wichita.

1959

1. Choice to San Francisco. 2. Choice to Detroit. 3. Choice to Los Angeles. 4. Choice to Los Angeles. 5. Choice to Green Bay. 6. Choice to Detroit. 7. Choice to Washington. 8. Barnett, Tom (B), Purdue. 9. Davis, Hal (G), Houston. 10. Gurnels, Riley (T), Georgia. 11. Curtis, Owey (B), Utah St. 12. Pavliska, Bill (B), Baylor. 13. Bohling, Dewey (B), Hardin-Simmons. 14. Peppercon, John (E), Kansas. 15. Brodnax, John (B), LSU. 16. Carrico, Bill (G), No. Texas St. 17. Leeka, Bill (T), UCLA. 18. Semtuner, John (T), So. California. 19. Kocorek, Dave (E), Wisconsin. 20. Hayes, Rudy (B), Clemson. 21. Green, Johnny (QB), Chattanooga. 22. Polk, Burley (T), Hardin-Simmons. 23. Davis, Ernie (B), McMurry (Tex.). 24. Farmer, Wayne (T), Purdue. 25. Miller, Ron (E), Vanderbilt. 26. Scott, John (T), Ohio St. 27. Tolar, Charley (B), Northwestern Louisiana. 28. Hall, Ronnie (B), Missouri Valley. 29. Loncar, Dick (T), Notre Dame. 30. Fierstad, Willis (B), Minnesota.

STEELERS ALL-TIME DRAFTS

1958

1. Choice to San Francisco. 2. Kruklo, Larry (B), West Virginia. 3. Krisher, Bill (G), Oklahoma. 4. Choice to Los Angeles. 5. Choice to Los Angeles. 6. Lasse, Dick (E), Syracuse. 7. Choice to Baltimore. 8. Choice to Detroit. 9. Choice to Detroit. 10. Campbell, Dick (D), Marquette. 11. Aldrich, Larry (E), Idaho. 12. Reed, Leroy (B), Mississippi. 13. Choice to San Francisco. 14. Jennings, Doyle (T), Oklahoma. 15. Sears, Ed (B), Florida. 16. Perkins, John (T), Mississippi Southern. 17. Lewis, Joe (T), Compton JC (Calif.). 18. Choice to Detroit. 19. Keady, Gene (B), Kansas St. 20. Johnson, George (T), Wake Forest. 21. Jones, Everett (G), Utah. 22. Thompson, Bill (E), Duke. 23. Trowbridge, Ken (B), No. Carolina St. 24. Roberts, Norm (E), E. Texas St. 25. Groce, Bill (B), No. Texas St. 26. Evans, Jon (E), Oklahoma A & M. 27. Dellinger, Floyd (B), Texas Tech. 28. Akin, Dean (E), Jacksonville St. (Ala.). 29. Fuquay, Mert (E), Baylor. 30. Scherer, Dick (E), Pittsburgh.

1957

1. Dawson, Lenny (QB), Purdue. 2. Michael, Bill (T), Ohio St. 3. Owens, Don (T), Mississippi Southern. 4. Choice to Washington. 5. Richards, Perry (E), Detroit. 6. Volkert, George (B), Georgia Tech. 7. Johnson, Curley (B), Houston. 8. Choice to Chicago Bears. 9. Hutchings, Charley (T), Miami (Fla.). 10. Jelic, Ralph (B), Pittsburgh. 11. Hughes, Dick (B), Tulsa. 12. Ellison, Vern (G), Oregon St. 13. Underwood, Dwayne (T), Oklahoma A & M. 14. Crawford, Jim (B), Wyoming. 15. Canil, Herman (T), Pittsburgh. 16. Choice to Baltimore. 17. Salvaterra, Cory (B), Pittsburgh. 18. Bigbee, Len (E), E. Texas St. 19. Bennett, Phil (E), Miami (Fla.). 20. Szehean, John (T), No. Carolina St. 21. Cichowski, Gene (QB), Indiana. 22. Thomas, Aurelius (G), Ohio St. 23. Pollock, Bob (T), Pittsburgh. 24. Francis, Gary (E), Illinois. 25. Hinesley, Jim (E), Michigan St. 26. Swann, Bob (T), Vanderbilt. 27. Konkoly, Bob (B), Xavier. 28. Kolinsky, Frank (T), Tennessee. 29. Ramage, Tom (G), Utah St. 30. Serier, Don (E), Arkansas St.

1956

Bonus Choice: Glick, Gary (B), Colorado St. 1. Davis, Art (B), Mississippi St. 2. Krupa, Joe (T), Purdue. 3. Taylor, Jim (C), Baylor. 4. Murley, Dick (G), Purdue. 5. Murakowski, Bill (B), Purdue. 6. Taylor, Ray (B), TCU. 7. Gaspar, Dick (C), George Washington. 8. Wellman, Vere (G), Wichita. 9. Edmonds, Wayne (G), Notre Dame. 10. Baldacci, Lou (B), Michigan. 11. Choice to Detroit. 12. Tarasovic, Phil (E), Yale. 13. Holley, Weldon (B), Baylor. 14. Emmons, Jim (T), Alabama. 15. Choice to San Francisco. 16. Reed, Lionel (B), Cen. Oklahoma St. 17. Schmidt, Bill (G), Pittsburgh. 18. Stephens, John (B), Holy Cross. 19. Jacobs, Jerry (G), Florida St. 20. Glatz, Fred (E), Pittsburgh. 21. Martell, Gene (T), Notre Dame. 22. DiPasquale, Ray (B), Pittsburgh. 23. Neft, Pete (QB), Pittsburgh. 24. Engram, Bryan (E), TCU. 25. O'Dell, Bill (B), Clemson. 26. Sweeney, Frank (G), Xavier. 27. Benson, Buddy (B), Arkansas. 28. DeGraaf, Bill (B), Cornell. 29. Thompson, Wes (T), Alabama.

1955

1. Varrichione, Frank (T), Notre Dame. 2. Choice to Los Angeles. 3. Betnet, Ed (E), SMU. 4. Broussard, Fred (C), Texas A & M & Northwestern Louisiana. 5. Mason, George (T), Alabama. 6. Harkey, Lam (B), Emporia. 7. Reeve, Hal (T), Oregon. 8. Choice to Detroit. 9. Unilas, John (QB), Louisville. 10. Boyle, Terry (T), Cincinnati. 11. Eaton, Vic (QB), Missouri. 12. Cooke, Jim (E), Lincoln (Pa.). 13. Whitmer, Bob (B), Purdue. 14. Byrne, John (G), John Carroll. 15. Duckett, Ellie (B), Michigan St. 16. Vincent, Frank (C), Glenville St. (W.Va.). 17. Merchant, Ed (B), Miami (Ohio). 18. Maier, George (G), Marshall. 19. Smith Ed (B), Texas Southern. 20. Matykievicz, Lou (E), Iowa. 21. Phenix, Rees (T), Georgia Tech. 22. McCabe, Richie (B), Pittsburgh. 23. Holz, Gordy (T), Minnesota. 24. Mayock, Mike (E), Villanova. 25. Bull, Charlie (G), Missouri. 26. Soltan, Jim (E), Minnesota. 27. Sanford, Bill (B), Hofstra. 28. Williams, Dave (G), Ohio St. 29. Sinclair, Bernie (E), Texas A & M. 30. Caruzzi, Jim (B), Marquette.

1954

1. Lattner, John (B), Notre Dame. 2. Stark, Pat (B), Syracuse. 3. Miner, Tom (E), Tulsa. 4. Choice to Los Angeles. 5. Choice to San Francisco. 6. Pepper, Laurin (B), Mississippi Southern. 7. O'Brien, Jack (E), Florida. 8. Cameron, Paul (B), UCLA. 9. Zombek, Joe (E), Pittsburgh. 10. Fisher, Bob (T), Tennessee. 11. Cimarrilli, Lou (B), Pittsburgh. 12. Fritz, Don (E), Cincinnati. 13. Lafluer, Charley (C), Maryland. 14. Bradford, Roger (E), Wayneburg & Duquesne. 15. Drake, Tom (G), Chattanooga. 16. Krol, Cas (T), Detroit. 17. Fullier, Joe (C), Oregon St. 18. Penza, Don (E), Notre Dame. 19. Rydalski, Don (B), Utah. 20. Prender, Fred (B), W. Chester St. 21. Tassotti, Dan (T), Miami (Fla.). 22. Lapsley, John (G), Northeastern. 23. Pascarella, Joe (T), Penn St. 24. Flanagan, Jack (E), Detroit. 25. Barron, Jim (T), Mississippi St. & Tulsa. 26. Varaitis, Joe (B), Penn. 27. Yewic, Tom (B), Michigan St. 28. Bush, Joe (E), Notre Dame. 29. Fagan, Joe (T), John Carroll. 30. Sweatle, Joel (B), Oklahoma.

1953

1. Marchbroda, Ted (QB), Detroit & St. Bonaventure. 2. Johnson, John Henry (B), St. Marys (Cal.) & Arizona St. 3. Matuszak, Marv (LB), Tulsa. 4. Coltermann, Lloyd (E), Maryland. 5. Gaona, Bob (T), Wake Forest. 6. Barton, Tom (G), Clemson. 7. Alderton, John (E), Maryland. 8. Perry, Lowell (E), Michigan. 9. Sarnese, Pat (T), Temple. 10. Holohan, Frank (T), Tennessee. 11. Choice to Chicago Bears. 12. Robertson, Jerry (B), Kansas. 13. Davis, Leo (E), Bradley. 14. Montgomery, Charley (T), Mississippi. 15. O'Neill, Bob (E), Notre Dame. 16. Zachary, John (B), Miami (Ohio). 17. Quinn, Reed (B), Florida. 18. Holten, Carl (T), Duke. 19. Williams, John (B), Louisville. 20. Hayley, Wil Lee (E), Auburn. 21. Earley, Don (G), So. Carolina. 22. O'Connor, Ed (T), Maryland. 23. Correll, Ray (G), Ken-lucky. 24. Schneidenbach, Bob (B), Miami (Fla.). 25. Hampel, Vic (E), Houston. 26. McLairn, Jack (E), Bethune-Cookman. 27. Delaney, Jack (B), Cincinnati. 28. Cimini, Joe (T), Mississippi St. 29. Massaro, Art (B), W & J. 30. Tepe, Lou (C), Duke.

1952

1. Modzelewski, Ed (B), Maryland. 2. Tarasovic, George (C), LSU. 3. Wadiak, Steve (B), So. Carolina. 4. Gearding, Jack (T), Xavier. 5. Choice to Chicago Bears. 6. Choice to Los Angeles. 7. Hips, Claude (B), Choice to Choice to Chicago Bears. 9. Payne, Herky (B), Tennessee. 10. Gilmartin, George (B), Xavier. 11. Spinks, Jack (B), Alcorn A & M. 12. McFadden, Marv (T), Michigan St. 13. Flood, Dave (B), Notre Dame. 14. Davis, June (G), Texas. 15. Pivrotto, Dick (B), Princeton. 16. Ladygo, Pete (G), Maryland. 17. Smithwith, Pat (E), St. Norberts. 18. MacDonald, Andy (B), Cen. Michigan. 19. Kerkerian, Gary (QB), Stanford. 20. Simeone, Dan (T), Villanova. 21. Babcock, Harry (E), Georgia. 22. Byrne, Bob (B), Montana St. 23. Pollock, Vic (B), Army. 24. Bestwick, Bob (QB), Pittsburgh. 25. Robinson, Bill (B), Lincoln (Mo.). 26. Wilson, Bobby (B), Alabama. 27. Doyle, Skip (B), Ohio St. 28. Hanifan, Jerry (B), St. Bonaventure. 29. Warner, Chris (E), Pittsburgh. 30. Kissel, Ed (B), Wake Forest.

1951

1. Avinger, Clarence (B), Alabama. 2. Ortmann, Chuck (B), Michigan. 3. Sulima, George (E), Boston University. 4. French, Barry (T), Purdue. 5. Sampson, Floyd (B), McMurtry. 6. Dodt, Dale (G), Colorado A & M. 7. Mathews, Ray (B), Clemson. 8. Minarik, Hank (E), Michigan St. 9. Schweder, John (G), Penn. 10. Salata, Paul (E), So. California. 11. McCitcheon, Joe (G), Washington & Lee. 12. Brandt, Jim (B), St. Thomas (Minn.). 13. Szabo, Bill (T), Bucknell. 14. Mizerany, Mike (G), Alabama. 15. Webb, Clay (B), Kentucky. 16. Oberg, Lambert (C), Trinity (Conn.). 17. Gheilmann, Ted (T), William & Mary. 18. Field, Pat (B), Georgia. 19. Pavlikowski, Bill (B), Boston University. 20. Donnelly, Tom (T), Holy Cross. 21. Cheatham, Ernie (T), Loyola (Cal.). 22. Hendley, Bob (B), Clemson. 23. Minor, Joe (E), John Carroll. 24. Alois, Art (C), San Francisco. 25. Calvin, Tommy (B), Alabama. 26. Pearman, Bill (G), Tennessee. 27. Radcliffe, Bob (B), Wisconsin. 28. Hansen, Howie (B), UCLA. 29. Smith, Fred (E), Tulsa. 30. Gruble, John (E), Tennessee.

1950

1. Chandrois, Lynn (B), Michigan St. 2. Stautner, Ernie (T), Boston College. 3. Hughes, George (G), William & Mary. 4. Choice to Chicago Bears. 5. Allen, Lou (T), Duke. 6. Mattson, Ed (B), Trinity (Texas). 7. Smith, Truett (B), Mississippi St. & Wyoming. 8. Rogel, Fran (B), Penn St. 9. Druen, Max (T), Tulane. 10. Choice to Chicago Cards. 11. Williams, Charley (E), Sam Houston St. 12. Choice to Chicago Cards. 13. Norton, Negley (T), Penn St. 14. Kynes, Jim (C), Florida. 15. Russell, Harry (B), San Jose St. 16. Barkouskie, Bernie (G), Pittsburgh. 17. Bodine, Al (B), Georgia. 18. Powell, Kenneth (E), No. Carolina. 19. Gaul, Frank (T), Notre Dame. 20. DeNoia, Mike (B), Scranton. 21. Tomlinson, Dick (G), Kansas. 22. Burak, Stan (B), George Washington. 23. Kersulis, Walt (E), Illinois. 24. Weaver, John (G), Miami (Ohio). 25. Numbers, Bob (C), Lehigh. 26. Vaccaro, Nick (B), Florida. 27. Kreiser, Elmer (E), Bloomsburg St. 28. Diehl, Jerry (B), Idaho. 29. DePasqua, Carl (B), Pittsburgh. 30. Hudak, Ed (T), Notre Dame.

1949

1. Gage, Bobby (B), Clemson. 2. Davis, Harper (B), Mississippi St. 3. Walsh, Bill (C), Notre Dame. 4. Geni, Joe (B), Georgia. 5. Long, Bill (E), Oklahoma A & M. 6. Brightwell, Doug (C), TCU. 7. Talanco, Bill (B), Penn. 8. Brown, George (G), TCU. 9. Breenan, Tom (T), Boston College. 10. Hood, Bob (E), Alabama. 11. Sanders, Al (C), Mississippi Southern. 12. Finks, Jimmy (B), Tulsa. 13. Walston, R. R. (G), No. Texas St. 14. Moon, Dave (B), SMU. 15. Sobczak, Ed (E), Michigan. 16. Snell, Denvard (T), Auburn. 17. Kissell, Veto (B), Holy Cross. 18. Shipman, Clint (T), E. Texas St. 19. McBride, Jack (E), Rice. 20. Mann, Ben (G), Mississippi. 21. Jackura, Joe (C), Georgia. 22. Johnson, Lloyd (B), W. Texas St. 23. Owens, Jim (E), Oklahoma. 24. Snowden, Ivan (T), Texas A & I. 25. Goff, Bobby (B), Texas A & M.



STEELERS ALL-TIME DRAFTS

1948

1. Edwards, Dan (E), Georgia. 2. Nuzum, Jerry (B), New Mexico A & M. 3. Wozniak, John (G), Alabama. 4. Gasparella, Joe (OB), Notre Dame. 5. Long, Bill (B), Penn. 6. Cooper, Jim (C), No. Texas St. 7. Ryan, Ed (E), St. Mary's (Cal.). 8. Deranek, Dick (B), Indiana. 9. Redfield, Paul (T), Colgate. 10. Papach, George (B), Purdue. 11. Finical, Tom (E), Princeton. 12. Lane, Clayton (T), New Hampshire. 13. Mazuca, Dick (G), Canisius. 14. McPeak, Bill (E), Pittsburgh. 15. Messoline, Frank (B), Scranton. 16. Lane, Tom (T), Muhlenberg. 17. Barbiak, Pete (T), Purdue. 18. Fogler, Fred (B), Duke. 19. Snyder, Charley (T), Marshall. 20. Stevens, Tally (E), Utah. 21. Norman, Duke (C), Washington & Lee. 22. Simmons, Floyd (B), Notre Dame. 23. Hausser, Paul (T), Wichita. 24. Ramsay, Bob (B), SMU. 25. Whitlow, Felton (N), No. Texas St. 26. Bowen, Dinky (B), Georgia Tech. 27. Gibron, Abe (G), Purdue. 28. Hilkene, Bruce (T), Michigan. 29. Zuchowski, Ted (T), Toledo. 30. DeMatteo, Tony (B), Pittsburgh.

1947

1. Bechtol, Hub (E), Texas. 2. Mastrangelo, John (G), Notre Dame. 3. Wydo, Frank (T), Cornell. 4. Aschenbrenner, Frank (B), Northwestern. 5. Meeks, Bryant (C), So. Carolina. 6. Shipkey, Jerry (B), UCLA. 7. Vander Clute, Bert (G), Wesleyan. 8. Gibson, Paul (E), No. Carolina St. 9. Medd, Jack (C), Wesleyan. 10. Fitch, Jack (B), No. Carolina. 11. Parseghian, Ara (B), Miami (Ohio). 12. Moore, Bill (T), Penn St. 13. Bruno, Larry (B), Geneva. 14. Jenkins, Ralph (C), Clemson. 15. Nickel, Elbie (E), Cincinnati. 16. Cregar, Bill (C), Holy Cross. 17. Muready, Jerry (B), No. Dakota St. 18. Smith, Warren (T), Kansas Wesleyan. 19. Hamilton, Fred (T), Vanderbilt. 20. Taylor, Fred (E), TCU. 21. Bushmaier, Binks (B), Vanderbilt. 22. Davis, Paul (B), Otterbein. 23. Kalmar, Tommy (B), Pitt & Nevada. 24. Mohr, Don (E), Baldwin-Wallace. 25. Young, Art (G), Dartmouth. 26. Sazio, Ralph (T), William & Mary. 27. Pitzer, Dick (E), Army. 28. Stalloni, Tom (T), Delaware. 29. DeFrancesca, Vince (G), Northwestern. 30. Lahr, Warren (B), Western Reserve.

1946

1. Blanchard, Doc (B), Army. 2. Clark, George (B), Duke. 3. Rowe, Hammond (B), Baylor & San Francisco. 4. Tepsic, Joe (B), Penn St. 5. Seiterling, Jack (B), Utah St. 6. Woods, Marion (G), Clemson. 7. Reinhardt, Tom (T), Minnesota. 8. Ponsetto, Joe (B), Michigan. 9. Evans, Bob (B), Penn. 10. Bonwell, Mel (B), Central Iowa. 11. Holloway, Doc (G), William & Mary. 12. Owen, Carroll (B), Catawba. 13. Poppin, George (T), New Mexico. 14. McCain, Bob (E), Mississippi. 15. Talchier, Tom (T), Oklahoma. 16. Perl, Al (B), Youngstown & Georgia. 17. Lopez, Russ (C), West Virginia. 18. Garrison, Charles (G), Wake Forest. 19. Cloud, Bill (T), Temple. 20. Garbinski, Mike (B), Penn St. 21. Loiccano, Charley (C), Lafayette. 22. Johnson, George (T), Pittsburgh. 23. Leithiser, Bill (G), Duke. 24. Adams, Roger (C), Florida. 25. Verkins, Bob (B), Tulsa. 26. Castle Clarence (B), Mississippi. 27. Marino, Marchi (T), Penn State. 28. Hansen, Bob (E), UCLA. 29. Graves, Larry (T), Newberry. 30. Bruce, Gall (E), Washington.

1945

1. Duhart, Paul (B), Florida. 2. Dugger, Jack (E), Ohio St. 3. Delastatious, Bill (B), Missouri. 4. Adams, Roger (C), Florida. 5. Meheich, Chuck (E), Duquesne. 6. Browning, Greg (E), Denver. 7. Wolak, Mike (B), Duquesne. 8. Hughes, Tom (T), Purdue & Missouri. 9. Pense, Leon (B), Arkansas. 10. Brandau, Art (C), Tennessee. 11. Ball, Ray (B), Holy Cross. 12. Basilone, Frank (B), Duquesne. 13. Monahan, John (E), Dartmouth. 14. Odelli, Mel (B), Duquesne. 15. Choice to Chicago Bears. 16. Ungles, Jim (B), Kansas St. 17. Itzel, John (B), Pittsburgh. 18. Wizecki, Alex (B), Holy Cross. 19. Landrigan, Jim (T), Holy Cross & Dartmouth. 20. Lillenthal, Bill (T), Villanova. 21. Price, Art (B), Rutgers. 22. Malmberg, Don (B), UCLA. 23. Hartwell, Everette (E), Auburn. 24. Cain, Ed (B), Rice. 25. Carlacchini, Angelo (B), Pittsburgh. 26. Burns, Ed (B), Boston College. 27. Slough, Glen (T), Duke. 28. Marsh, Jim (T), Oklahoma A & M. 29. Grant, Ralph (B), Bucknell. 30. Kondria, John (T), St. Vincent.

1944

1. Podesto, Johnny (B), St. Mary's (Cal.). 2. Odell, Bob (B), Penn. 3. Gantt, Bob (E), Duke. 4. McCallary, Art (T), Santa Clara & College of Pacific. 5. Owen, George (G), Wake Forest. 6. Savage, Dan (B), Brown. 7. Freitas, Jess (B), Santa Clara. 8. Titus, George (C), Holy Cross. 9. Stofko, Ed (B), St. Francis. 10. Jansante, Val (E), Duquesne. 11. Buda, Carl (G), Tulsa. 12. Gray, Sam (E), Tulsa. 13. Longacre, Bob (B), William & Mary. 14. Zetty, Les (E), Muhlenberg. 15. Myers, Jim (G), Tennessee. 16. Gottlieb, Joe (B), Duquesne. 17. Davis, Hugh (B), Michigan St. 18. Sullivan, Bill (E), Villanova. 19. Woodside, Jimmy (C), Temple. 20. Miller, Bill (B), Penn. 21. Lawson, Bob (E), Holy Cross. 22. Caver, Hank (B), Presbyterian. 23. Carter, Paul (T), Michigan St. 24. Holben, Dick (T), Muhlenberg. 25. Tippee, Howard (B), Iowa St. 26. Malmberg, Charley (T), Rice. 27. Ashbaugh, Russ (B), Notre Dame. 28. Petroski, Pat (G), Miami (Fla.). 29. Tosti, Joe (E), Scranton. 30. Seelinger, Len (B), Wisconsin.

1943

1. Daley, Bill (B), Minnesota. 2. Russell, Jack (E), Baylor. 3. Connolly, Harry (B), Boston College. 4. Sossamon, Lou (C), So. Carolina. 5. Ratto, Al (C), St. Mary's (Cal.). 6. Curry, Ray (E), St. Mary's (Cal.). 7. Murphy, Ed (E), Holy Cross. 8. Dwell, Dick (B), Rice. 9. Wukits, Al (C), Duquesne. 10. Repko, Joe (T), Boston College. 11. Boltrick, Pete (T), No. Carolina St. 12. Shiekman, Mort (G), Penn. 13. Crain, Milt (B), Baylor. 14. Kiebas, Max (B), Duquesne. 15. Skorchik, Nick (G), Cincinnati. 16. Field, Jackie (B), Texas. 17. Bucek, Felix (G), Texas A & M. 18. Welsh, Johnny (B), Penn. 19. Compagno, Tony (B), St. Mary's (Cal.). 20. Zapalac, Willie (B), Texas A & M. 21. Bain, George (T), Oregon St. 22. Wynne, Clay (T), Arkansas. 23. Cibulas, Joe (T), Duquesne. 24. Yarnock, Bill (C), Western Michigan. 25. Freeman, Jack (G), Texas. 26. Goode, Joe (B), Duquesne. 27. Durshan, Jack (T), Pittsburgh. 28. Lobpries, Fritz (G), Texas. 29. Jones, Art (B), Haverford. 30. Ruman, Bob (B), Arizona.

1942

1. Dudley, Bill (B), Virginia. 2. Martin, Vern (B), Texas. 3. Casanega, Ken (B), Santa Clara. 4. Kutner, Mal (E), Texas. 5. Sandig, Curt (B), St. Mary's (Tex.). 6. Greene, Charley (T), Tulsa. 7. Butler, Johnny (B), Tennessee. 8. Spendlove, Floyd (T), Utah. 9. Chase, Rayburn (B), Missouri. 10. Steele, Ernie (B), Washington. 11. Wood, Thornley (B), Columbia. 12. Roach, Bill (E), TCU. 13. Holt, Wayne (G), Tulsa. 14. Mosher, Clure (C), Louisville. 15. Law, Hubbard (B), Sam Houston. 16. Tomasic, Andy (B), Temple. 17. Chamberlain, Garth (T), Brigham Young. 18. Rokisky, John (E), Duquesne. 19. Jenkins, Ray (B), Colorado. 20. Kapriva, Frank (G), Wake Forest.

1941

1. Gladchuk, Chet (C), Boston College. 2. Knoll, Johnny (B), Creighton. 3. Ringgold, Jim (B), Wake Forest. 4. Sears, Vic (T), Oregon St. 5. Sulfridge, Bob (G), Tennessee. 6. Robert, Jim (C), Marshall. 7. Elrod, Ervin (E), Mississippi St. 8. Fritz, Ralph (G), Michigan. 9. Uremovich, Emil (T), Indiana. 10. Severn, Paul (E), No. Carolina. 11. Cotton, Russ (B), Texas Mines. 12. Gore, J. W. (G), LSU. 13. Elmer, John (T), Kentucky. 14. McAfee, Wes (B), Duke. 15. Fox, Terry (B), Miami (Fla.). 16. Cornwall, Bill (T), Furman. 17. Kerr, George (G), Boston College. 18. Bjorcklund, Bob (E), Minnesota. 19. Castiglia, Jim (B), George-town. 20. Landsberg, Mort (B), Cornell.

1940

1. Eakin, Kay (B), Arkansas. 2. Wenzel, Ralph (E), Tulane. 3. Kieck, George (B), Bucknell. 4. Ivy, Frank (E), Oklahoma. 5. Goff, Clark (T), Florida. 6. Bykowski, Frank (G), Purdue. 7. Cignetti, Pete (B), Boston College. 8. Nory, Carl (G), Duquesne. 9. Boisseau, Dick (T), Washington & Lee. 10. Shu, Paul (B), VMI. 11. Cox, Cary (C), Alabama. 12. Pirro, Rocco (B), Catholic. 13. Noppenberg, John (B), Miami (Fla.). 14. Slublar, Nick (T), Santa Clara. 15. McCarthy, Ray (B), Santa Clara. 16. Gajek, Leon (C), Penn St. 17. Sullivan, Mike (E), No. Carolina St. 18. Daly, Seaton (T), Gonzaga. 19. Harvey, Thad (T), Notre Dame. 20. Katzenstein, Marvin (T), Colorado Mines.

1939

1. Choice to Chicago Bears. 2. Choice to Brooklyn. 3. Patterson, Bill (B), Baylor. 4. McCullough, Hugh (B), Oklahoma. 5. Wheeler, Ernie (B), No. Dakota St. 6. Boyd, Sam (E), Baylor. 7. Palumbo, Eddie (B), Detroit. 8. Nelson, Ole (E), Michigan St. 9. Petro, Steve (G), Pittsburgh. 10. Lee, Jack (B), Carnegie Tech. 11. Tomasetti, Lou (B), Bucknell. 12. Cochran, Denny (B), St. Louis. 13. Hoffman, Fabian (E), Pittsburgh. 14. Clary, Ed (B), So. Carolina. 15. Tosi, John (C), Niagara. 16. Lezowski, Al (G), Pittsburgh. 17. Longhi, Ed (C), Notre Dame. 18. Shrik, Dave (E), Kansas. 19. Peters, Frank (E), Washington. 20. Sheldrake, Tom (E), Washington.

1938

1. White, Byron (B), Colorado. 1-a. Filchick, Frankie (B), Indiana. 2. Choice to New York. 2-a. Choice to Detroit. 3. Midler, Lou (T), Minnesota. 4. Platuski, George (E), Duquesne. 5. King, Ray (E), Minnesota. 6. Burnette, Tom (B), No. Carolina. 7. McDonough, Paul (E), Utah. 8. McCarthy, Pat (G), Notre Dame. 9. Choice to Cleveland. 10. Choice to Chicago Cards.

1937

1. Basrak, Mike (C), Duquesne. 2. Finley, Bob (B), SMU. 3. Breeden, Bill (E), Oklahoma. 4. Hewes, Bo (B), Oklahoma. 5. Frye, Jack (B), Missouri. 6. Roach, Walt (E), TCU. 7. Haines, Byron (E), Washington. 8. Kordick, Stanley (G), St. Mary's (Cal.). 9. Palanelli, Matt (E), Michigan. 10. Noyers, Stan (T), Kentucky.

1936

1. Shakespeare, Bill (B), Notre Dame. 2. Barnum, Len (B), West Virginia Wesleyan. 3. Grayson, Bobby (B), Stanford. 4. Spain, Truman (T), SMU. 5. Sandefur, Wayne (B), Purdue. 6. Orr, Maurice (T), SMU. 7. Peters, Marty (E), SMU. 8. Karpowich, Ed (T), Catholic. 9. Meglen, Joe (B), Georgetown.

(Note: overall identifies the number of the Steelers' first round selection)



STEELERS QUARTERBACKS' STARTING RECORDS (1969-2002 Regular-Season Only)

	Hanratty	Bradshaw	Gilliam	Kruczek	Stout	Woodley	Malone	Campbell	Brister	Blackledge	Bono	O'Donnell	Tomczak	Miller	Stewart	Graham	Maddox	Batch
1969	0-5																	
1970	2-4	3-5																
1971	1-0	5-8																
1972	0-0	11-3	0-0															
1973	2-2	8-1	0-1															
1974	1-0	5-2	4-1-1															
1975	0-0	12-2	0-0															
1976		4-4		6-0														
1977		9-5		0-0	0-0													
1978		14-2		0-0	0-0													
1979		12-4		0-0	0-0													
1980		9-6			0-1		0-0											
1981		8-6			0-0		0-2											
1982		6-3			0-0		0-0											
1983		1-0			9-6		0-0											
1984						3-4	6-3	0-0										
1985						4-2	3-5	0-2										
1986							6-8	0-0	0-2									
1987							6-6		0-0		2-1							
1988									4-9	1-2	0-0							
1989									8-6	1-1								
1990									9-7									
1991									5-3			2-6						
1992									2-2			9-3						
1993												9-6	0-1					
1994												10-4	2-0					
1995												9-3	2-2	0-0				
1996													10-5	0-1	0-0			
1997													0-0		11-5			
1998													0-0		7-9			
1999													1-4		5-6			
2000															7-4	2-3		
2001															13-3		0-0	
2002															3-2		7-3-1	0-0
Totals	6-11	107-51	4-2-1	6-0	9-7	7-6	21-24	0-2	28-29	2-3	2-1	39-22	15-12	0-1	46-29	2-3	7-3-1	0-0



STEELERS ALL-TIME ROSTER — 1933-2002

A

Abercrombie, Walter [RB], Baylor	1982-87
Adamchik, Ed [T], Pitt	1967
Adams, Bob [TE], Pacific	1969-71
Adams, Mike [WR], Texas	1997
Adams, Paul [C], Morehead Teachers	1947
Agajanian, Ben [K], New Mexico	1945
Alban, Dick [E], Northwestern	1956-59
Alberghini, Tom [G], Holy Cross	1945
Albrecht, Art [C/OT], Wisconsin	1942
Alderton, John [E], Maryland	1953
Alexander, Brent [S], Tennessee State	2000-02
Allen, Chuck [LB], Washington	1970-71
Allen, Dwane [LB], Santa Ana	1965
Allen, Jim [DB], UCLA	1974-77
Allen, Lou [T], Duke	1950-51
Alley, Don [WR], Adams State	1969
Allred, John [TE], Southern California	2002
Alston, Lyneal [WR], Southern Mississippi	1987
Andabaker, Rudy [G], Pitt	1952, 54
Anderson, Anthony [RB], Temple	1979
Anderson, Art [T], Idaho	1963
Anderson, Chet [E], Minnesota	1967
Anderson, Fred [DE], Prairie View A&M	1978
Anderson, Gary [K], Syracuse	1982-94
Anderson, Jesse [TE], Miss. State	1992
Anderson, Larry [DB], Louisiana Tech	1978-81
Anderson, Melvin [WR], Minnesota	1987
Anderson, Ralph [DB], W. Texas St.	1971-72
Apke, Steve [LB], Pitt	1987
Arndt, Al [G], South Dakota State	1935
Arndt, Dick [T], Idaho	1967-70
Arnold, David [CB], Michigan	1989
Arnold, Jahine [WR], Fresno State	1996-98
Arnold, Jay [QB], Texas	1941
Artman, Corvan [T], Stanford	1933
Asbury, Willie [B], Kent State	1966-68
Askson, Burl [DE], Texas Southern	1971
Atkinson, Frank [T], Stanford	1963
August, Steve [OT], Tulsa	1974
Augusterfer, Gene [B], Catholic U.	1935
Austin, Ocie [DB], Utah State	1970-71

Avery, Steve [FB], Northern Michigan	1994-95
Aydelette, Buddy [OT/C], Alabama	1987

B

Badar, Rich [QB], North Carolina	1967
Bahr, Matt [K], Penn State	1979-80
Bailey, Henry [WR], UNLV	1997-98
Bailey, Rodney [DE], Ohio State	2001-02
Baker, Conway [T], Centenary	1944**
Baker, Ed [E], Washington State	1953
Baker, John [E], N. Carolina College	1963-67
Baker, Tim [WR], Texas Tech	2001
Baldacci, Lou [B], Michigan	1956
Ballman, Gary [B], Michigan State	1962-66
Balog, Bob [C], Denver	1949-50
Banaszak, John [DE/DT], E. Michigan	1975-81
Bankston, Warren [RB], Tulane	1969-72
Barbolk, Pete [T], Purdue	1949
Barnes, Johnnie [WR], Hampton University	1995
Barnes, Reggie [LB], Oklahoma	1993
Barnett, Tom [B], Purdue	1959-60
Barry, Fred [DB], Boston College	1970
Bartaanen, Jim [C], Michigan	1938
Bartlett, Earl [B], Centre	1939
Basrak, Mike [C], Duquesne	1937-38
Bassi, Dick [G], Santa Clara	1941
Batch, Charlie [QB], Eastern Michigan	2002
Battaglia, Marco [TE], Rutgers	2002
Battles, Ainsley [S], Vanderbilt	2000
Beams, Byron [T], Notre Dame	1959-60
Beasley, Tom [DE/DT], Virginia Tech	1978-83
Beatty, Charles [DB], N. Texas St.	1969-72
Beatty, Ed [C], Mississippi	1957-61
Becker, Wayland [E], Marquette	1939
Behning, Mark [OT], Nebraska	1996
Bell, Kendrick [LB], Georgia	2001-02
Bell, Myron [S], Michigan State	1994-97, 2000-01
Bell, Richard [RB], Nebraska	1990
Bell, Theo [WR], Arizona	1976, 78-80
Bentley, Albert [RB], Miami (Fla.)	1992
Bernel, Ed [E], SMU	1955
Best, Greg [S], Kansas State	1983

STEELERS ALL-TIME HEAD COACHES

Coach (Years)	Overall**	Record
Austin, Bill (1966-68)	11-28-3	(.298)
Bach, Joe (1935-36, 52-53)	21-27-0	(.438)
Bell, Bert (1941)	0-2-0	(.000)
Cowher, Bill (1992-02)	116-74-1	(.612)
DiMello, Luby (1934)	2-10-0	(.167)
Donelli, Aldo (1941)	0-5-0	(.000)
Douds, Forrest (1933)	3-6-2	(.364)
Kiesling, Walter (1939-40, 41-44*, 54-56)	30-55-5	(.361)
Leonard, Jim (1945)	2-8-0	(.200)
McNally, Johnny "Blood" (1937-39)	6-19-0	(.240)
Michelsen, Johnny (1948-51)	20-26-2	(.438)
Nixon, Mike (1965)	2-12-0	(.143)
Noll, Chuck (1969-1991)	209-156-1	(.572)
Parker, Raymond (1957-64)	51-48-6	(.514)
Sutherland, Jack (1946-47)	13-10-1	(.563)
Total	486-486-21	(.500)

*Kiesling was co-head coach with Greasy Neale in 1943 (Phil.-Pitt.) and with Phil Handler in 1944 (Card.-Pitt.).

** Record includes postseason.

STEELERS ALL-TIME ROSTER — 1933-2002C

STEELERS ALL-TIME ROSTER — 1933-2002

Collier, Reggie [QB], So. Mississippi	1987
Colquitt, Craig [P], Tennessee	1978-81, 83-84
Combs, Chris [DE], Duke	2000-01
Compagno, Tony [B], St. Mary's of Calif.	1946-48
Compton, Dick [E], McMurry	1967-68
Condit, Marilyn [B], Carnegie Tech	1940, 46
Conley, Steve [LB], Arkansas	1996-98
Conn, Dick [DB], Georgia	1974
Connelly, Mike [C], Utah State	1968
Conrad, Chris [T], Fresno State	1998-99
Conti, Enio [G], Bucknell	1943*
Coomer, Joe [T], Austin	1941, 45-46
Cooper, Adrian [TE], Oklahoma	1991-93
Cooper, Sam [T], Geneva	1933
Cordisone, Lou [G], Clemson	1962-63
Corley, Anthony [RB], Nevada-Reno	1984
Coronado, Bob [E], Pacific	1961
Cotton, Russell [B], Texas Mines	1942
Courson, Steve [G], South Carolina	1978-83
Cousino, Brad [LB], Miami (O.)	1987
Craft, Russ [B], Alabama	1954
Cregar, William [G], Holy Cross	1947-48
Crennel, Carl [LB], W. Va.	1970
Critchfield, Larry [G], Grove City	1933
Croft, Winfield [G], Utah	1936
Cropper, Marshall [E], Maryland	1967-69
Cunningham, Bennie [TE], Clemson	1976-85
Currian, Don [E], Boston College	1944**
Curry, Roy [B], Jackson State	1963
Cushing, Matt [TE], Illinois	1999, 2000-02
Cuthbert, Randy [RB], Duke	1993-94

D

Dafney, Bernard [OL], Tennessee	1996
Daigle, Anthony [RB], Fresno State	1994
Dailey, Ted [E], Pitt	1933
Daniel, Willie [B], Miss. State	1961-66
Davenport, Charles [WR], N. C. State	1992-94
Davidson, Bill [B], Temple	1937-39
Davidson, Kenny [DE], Louisiana State	1990-93
Davis, Art [B], Mississippi State	1956
Davis, Charlie [DT], TCU	1974
Davis, Dave [WR], Tennessee State	1973
Davis, Henry [LB], Grambling	1970-73
Davis, Lorenzo [WR], Youngstown State	1990
Davis, Paul [QB], Otterbein	1947-48
Davis, Robert [E], Penn State	1946-50
Davis, Russell [RB], Michigan	1970-83
Davis, Sam [G], Allen	1967-79
Davis, Steve [RB], Delaware State	1972-74
Dawkins, Tommy [DE], Appalachian State	1987
Davis, Travis [S], Notre Dame	1999
Dawson, Dermont [C], Kentucky	1988-00
Dawson, Len [QB], Purdue	1957-59
DeCarbo, Nick [G], Duquesne	1933
DeCarlo, Art [B], Georgia	1953
Deloplane, Jack [RB], Salem (W.Va.)	1976-79
Demko, George [T], Appalachian St.	1961
Dempsey, John [T], Bucknell	1934
DePaschal, Carmine [E], Wichita	1945
DePaul, Henry [G], Duquesne	1945
Derby, Dean [B], Washington	1957-61
Dess, Darrell [G], N. Carolina State	1958
Dial, Buddy [E], Rice	1959-63
Dickey, Charlie [G], Arizona	1987
Dicus, Chuck [WR], Arkansas	1973
Didio, Mark [WR], Connecticut	1992
Dirken, Johnnie [WR], Sam Houston St.	1971
Dockery, John [DB], Harvard	1972-73
Dodril, Dale [G], Colorado A & M	1951-59
Dodson, Les [B], Mississippi	1941
Doehring, John [B]	1935
Dolly, Dick [E], West Virginia	1941-45

Dolowy, Cliff [E], Carnegie Tech	1935
Donelli, Allan [B], Duquesne	1941-42
Donnalley, Rick [C-G], North Carolina	1982-83
Dornbrook, Thom [G-C], Kentucky	1979
Douds, Forrest [T], W & J	1933-35
Dougherty, Bob [LB], Kentucky	1958
Douglas, Bob [B], Kansas State	1938
Doyle, Dick [B], Ohio State	1955
Doyle, Ted [T], Nebraska	1938-42, 43*, 44**
Drulis, Al [B], Temple	1947
Druschel, Rick [G-OT], No. Car. St.	1974
Dudley, Bill [B], Virginia	1942, 45-46
Duffy, Roger [C-G], Penn State	1998-01
Dugan, Len [C], Wichita	1939
Duggan, Gil [T], Oklahoma	1944**
Duhart, Paul [B], Florida	1945
Dunaway, Craig [TE], Michigan	1973
Dungy, Tony [DB], Minnesota	1977-78
Dunn, David [WR], Fresno State	1998
Dunn, Gary [DT-NT], Miami (Fla.)	1977-87
Dutton, Bill [B], Pitt	1946

E

Eaton, Vic [QB], Missouri	1955
Echols, Terry [LB], Marshall	1984
Edge, Shayne [P], Florida	1996
Edwards, Dave [S], Illinois	1985-87
Edwards, Troy [WR], Louisiana Tech	1999-01
Edwards, Glen [DB], Florida A & M	1971-77
Elder, Donnie [CB], Memphis State	1986
Elliott, Jim [K], Presbyterian	1967
Ellstrom, Marv [B], Oklahoma	1935
Elter, Leo [B], Duq. and Villa.	1953-54, 58-59
Emmons, Carlos [LB], Arkansas State	1996-99
Engelbreiten, Paul [G], Northwestern	1933
Engles, Rick [P], Tulsa	1987
Erenberg, Rich [RB], Colgate	1984-86
Evans, Donald [DE], Kentucky	1990-93
Evans, Jon [E], Oklahoma A & M	1958
Evans, Ray [QB], Kansas	1948
Everett, Thomas [FS], Baylor	1987-91

F

Faneca, Alan [G], Louisiana State	1998-02
Farquhar, John [TE], Duke	1996
Farrar, Venice [B], N. Carolina State	1938-39
Farrior, James [LB], Virginia	2002
Farrell, Ed [B], Muhlenberg	1938
Farris, Kris [T], UCLA	1999
Farroh, Shipley [GB], Iowa	1938
Faumui, Taase [DL], Hawaii	1994-95
Fehr, Nick [G], Georgia	1955
Feniello, Garry [G], Wake Forest	1947
Ferguson, Bob [B], Ohio State	1962-63
Ferry, Lou [T], Villanova	1952-55
Fiala, John [LB], Washington	1998-02
Fife, Ralph [C], Pitt	1946
Figures, Deon [CB], Colorado	1993-96
Fike, Dan [OL], Florida	1993
Filchcock, Frank [QB], Indiana	1938
Finks, Jim [QB], Tulsa	1949-55
Finn, Mike [OT], Ark.-Pine Bluff	1993
Fisher, Doug [LB], San Diego State	1969-70
Fisher, Everett [B], Santa Clara	1940
Fisher, Ray [T], Eastern Illinois	1959
Fiske, Max [B], DePaul	1936-39
Flanagan, Dick [G], Ohio State	1953-55
Flowers, Lee [DB], Georgia Tech	1995-02
Foggie, Fred [CB], Minnesota	1994
Folkins, Lee [E], Washington	1965
Foltz, Vernon [C], St. Vincent	1945
Foot, Larry [LB], Michigan	2002

STEELERS ALL-TIME ROSTER — 1933-2002

Ford, Darryl [LB], New Mexico State	1992
Ford, Henry [B], Pitt	1956
Ford, Moses [WR], Fayetteville State	1987
Foruna, John [B], Idaho	1967-68
Foster, Barry [RB], Arkansas	1990-94
Fournet, Sid [G], LSU	1957
Francis, Sam [B], Nebraska	1939
Frank, Joe [T], Georgetown	1943*
Freeman, Lorenzo [NT/DT], Pitt	1987-90
French, Ernest [S], Alabama A&M	1972
Frketch, Len [T], Penn State	1945
Fuamatu-Ma'afala, Chris [RB], Utah	1998-02
Fugler, Dick [T], Tulane	1952
Fuller, Randy [DB], Tennessee State	1995-97
Fulton, Ed [B], Maryland	1953
Fuqua, John [B], Morgan State	1970-76
Furness, Steve [DT], Rhode Island	1972-80

G

Gage, Bob [B], Clemson	1949-50
Gagner, Larry [G], Florida	1966-69
Gammon, Kendall [OL], Pittsburg State	1992-95
Gandy, Wayne [T], Auburn	1999-02
Gaona, Bob [T], Wake Forest	1953-56
Garnaas, Wilford [B], Minnesota	1946-48
Garratt, Reggie [WR], Eastern Michigan	1974-75
Garrity, Gregg [WR], Penn State	1983
Gary, Keith [DE], Oklahoma	1983-88
Gasparella, Joe [QB], Notre Dame	1948, 50-51
Gauer, Charles [E], Colgate	1943*
Geason, Cory [TE], Tulane	2000, 01
Gentry, Byron [G], Southern Cal.	1937-39
George, Matt [K], Chapman	1998
Gerela, Roy [PK], New Mexico State	1971-78
Geri, Joe [B], Georgia	1949-51
Gibson, Oliver [DT], Notre Dame	1995-98
Gildea, John [QB], St. Bonaventure	1935-37
Gildon, Jason [LB], Oklahoma State	1994-02
Gillespie, Scoop [RB], William Jewell	1984
Gilliam, Joe [QB], Tennessee State	1972-1975
Girard, Earl [B], Wisconsin	1957
Glamp, Joe [B], LSU	1947-49
Glass, Glenn [B], Tennessee	1962-63
Glass, Park [C], Westminster	1947
Glatz, Fred [E], Pitt	1956
Glick, Gary [B], Colorado A & M	1956-59
Goff, Clark [T], Florida	1940
Goldsmith, Bill [C], Emporia Tchr	1947
Gonda, George [B], Duquesne	1942
Gonzalez, Pete [QB], Pittsburgh	1998-99
Goodman, John [DE/DT], Oklahoma	1981-85
Goodson, John [P], Texas	1982
Gorinski, Walt [B], LSU	1946
Gothard, Preston [TE], Alabama	1985-88
Gowdy, Cornell [CB], Morgan State	1987-88
Grabowski, Ted [C], Duquesne	1939-40
Graff, Neil [QB], Wisconsin	1976-77
Graham, Jeff [WR], Ohio State	1991-93
Graham, Ken [DB], Washington State	1970
Graham, Kent [QB], Ohio State	2000
Gravelle, Gordon [OT], Brigham Young	1972-76
Graves, Ray [C], Tennessee	1943*
Graves, Tom [LB], Michigan State	1979
Gray, Sam [E], Tulsa	1946-47
Grebinski, Ted [C], Duquesne	1939-40
Green, Bob [K], Florida	1960-61
Green, Eric [TE], Liberty	1990-94
Greene, Jose [DT], N. Texas State	1969-81
Greene, Kevin [LB], Auburn	1993-95
Greene, Tracy [TE], Grambling	1995
Greeny, Norm [G], Notre Dame	1934-35
Greenwood, L.C. [DE], Ark. AM&N	1969-81

H

Hackney, Elmer [B], Kansas State	1941
Haggans, Clark [LB], Colorado State	2000-02
Haggerty, Mike [G], Miami	1967-70
Haines, Byron [B], Washington	1937
Hairston, Russell [WR], Kentucky	1987
Haley, Dick [B], Pitt	1961-64
Hall, Delton [CB], Clemson	1987-91
Hall, Ron [B], Missouri Valley	1959
Haller, Alan [CB], Michigan State	1992, 93
Ham, Jack [LB], Penn State	1971-82
Hampton, Casey [NT], Texas	2001-02
Hanlon, Bob [B], Loras	1949
Hanneman, Craig [DE], Oregon State	1972-73
Hanratty, Terry [QB], Notre Dame	1969-75
Hanson, Tom [B], Temple	1938
Harkey, Lem [B], Emporia	1955
Harper, Maurice [C], Austin	1941
Harris, Bill [E], Hardin-Simmons	1937
Harris, Franco [RB], Penn State	1972-83
Harris, Lou [B], Kent State	1968
Harris, Tim [RB], Washington St.	1983
Harrison, James [LB], Kent State	2002
Harrison, Nolan [DE], Indiana	1997-99
Harrison Reggie [RB], Cincinnati	1974-77
Harrison, Richard [E], Boston College	1964
Harrison, Robert [LB], Oklahoma	1964
Hartings, Jeff [C], Penn State	2001-02
Hartley, Howard [B], Duke	1949-52
Hasegawa, Carlton [G], Pitt-Johnstown	1990-93
Hastings, Andre [WR], Georgia	1993-96
Hawkins, Courtney [WR], Michigan St.	1997-00
Hawthorne, Greg [RB], Baylor	1979-83
Hayduk, Henry [G], Wash. State	1935
Hayes, Dick [LB], Clemson	1959-60, 62
Hayes, Jonathan [TE], Iowa	1994-96
Haynes, Verron [RB], Georgia	2002
Hays, George [E], St. Bonaventure	1950-52
Hebert, Ken [E & K], Houston	1968
Hegarty, Bill [T], Villanova	1953
Held, Paul [QB], San Jose State	1954
Heller, Warren [B], Pitt	1934-36
Henderson, Jon [B], Colorado State	1968-69
Hendley, Dick [QB], Clemson	1951
Henry, Kevin [DE], Mississippi State	1993-00
Henry, Mike [LB], Southern Cal.	1959-61
Henry, Urban [T], Georgia Tech.	1964
Hensley, Dick [E], Kentucky	1952
Henson, Ken [C], TCU	1965
Henton, Anthony [LB], Troy State	1986, 88
Hewitt, Bill [E], Michigan	1943*
Hickey, Howard [E], Arkansas	1941
Hill, Derek [WR], Arizona	1989-90
Hill, Harlon [E], Florence State	1962
Hill, Jim [B], Tennessee	1955
Hillebrand, Jerry [LB], Colorado	1968-70
Hilton, John [E], Richmond	1965-69
Hines, Glen Ray [OT], Arkansas	1973
Hinkle, Bryan [LB], Oregon	1982-93
Hinkle, John [B], Syracuse	1943*
Hinnant, Mike [TE], Temple	1988-89
Hinte, Hale [E], Pitt	1942
Hinton, Chuck [T], N. Car. College	1964-71
Hipps, Claude [B], Georgia	1952-53



STEELERS ALL-TIME ROSTER — 1933-2002

Hoague, Joe [B], Colgate	1941-42, 46
Hoak, Dick [B], Penn State	1961-70
Hoel, Bob [G], Minnesota	1935
Hoffmann, Dave [LB], Washington	1993
Hogan, Darrell [G], Trinity-Texas	1949-53
Hoge, Merrill [RB], Idaho State	1987-93
Hohn, Bob [B], Nebraska	1965-69
Hoke, Chris [DT], Brigham Young	2001-02
Holcomb, Bill [T], Texas Tech	1937
Holler, Ed [LB], South Carolina	1964
Holliday, Corey [WR], North Carolina	1995-97
Hollingsworth, Joe [B], E. Kan. State	1949-51
Holm, Bernard [B], Alabama	1933
Holmer, Walt [B], Northwestern	1933
Holmes, Earl [LB], Florida A&M	1996-01
Holmes, Ernie [DT], Texas Southern	1972-77
Holmes, Mel [OT], N. Carolina A & T	1971-73
Hood, Frank [B], Pitt	1933
Hope, Chris [S], Florida State	2002
Hornick, Bill [T], Tulane	1947
Howe, Garry [NT], Colorado	1992
Howe, Glen [OT], So. Mississippi	1985
Hubbard, Cal [T], Geneva & Centenary	1936
Hubka, Gene [B], Bucknell	1947
Huff, Alan [NT], Marshall	1987
Hughes, David [RB], Boise State	1986
Hughes, Dennis [TE], Georgia	1970-71
Hughes, Dick [B], Tulsa	1957
Hughes, George [G], Wm. & Mary	1950-54
Hunter, Art [C], Notre Dame	1965
Huntley, Richard [RB], Winston-Salem State	1998-00

I

Ilkin, Tunch [OT], Indiana State	1980-92
Itzel, John [B], Pitt	1945
Ivy, Frank [E], Oklahoma	1940
Iwuoma, Chidi [CB], California	2002
Izo, George [QB], Notre Dame	1966

J

Jackson, Ernest [RB], Texas A&M	1986-88
Jackson, John [OT], Eastern Kentucky	1988-97
Jackson, Lenzie [WR], Arizona State	2001-02
James, Dan [T], Ohio State	1960-66
Janecek, Clarence [G], Purdue	1933, 35
Jansante, Val [E], Duquesne	1946-51
Jarvi, Toimi [B], Northern Illinois	1945
Jecha, Ralph [G], Northwestern	1956
Jefferson, Roy [E], Utah	1965-69
Jelley, Tom [E], Miami	1951
Jenkins, A.J. [LB/DE], Cal State-Fullerton	1989-90
Jenkins, John [S], Pittsburgh	1998
Jenkins, Ralph [C], Clemson	1947
Jeter, Tony [E], Nebraska	1966, 68
Johnson, Bill [DE], Michigan State	1995-96
Johnson, Charles [WR], Colorado	1994-98
Johnson, David [CB], Kentucky	1989-93
Johnson, Jason [WR], Illinois State	1979
Johnson, John Henry [B], St. Mary's (Cal.) and Arizona State	1960-65
Johnson, Malcolm [WR], Notre Dame	1999-00
Johnson, Norm [PK], UCLA	1985-97
Johnson, Ron [CB], Eastern Michigan	1978-84
Johnson, Tim [DE/DT], Penn State	1987-89
Johnson, Troy [WR], Southern	1988
Johnston, Chet [B], Elmhurst & Marquette	1939-40
Johnston, Rex [B], Southern Cal.	1960
Jones, Aaron [DE/LB], E. Kentucky	1988-92
Jones, Art [B], Richmond	1941, 45
Jones, Bruce [SS], Northern Alabama	1987
Jones, Donta [LB], Nebraska	1995-98

Jones, Gary [S], Texas A&M	1990-91, 93-94
Jones, George [RB], San Diego St.	1997
Jones, Mike [LB], Missouri	2001, 02
Jones, Victor [FB], Louisiana State	1993-94
Jordan, Darin [LB], Northeastern	1988
Jorden, Tim [TE], Indiana	1992-93

K

Kahler, Royal [T], Nebraska	1941
Kakasic, George [G], Duquesne	1936-39
Kalina, Dave [WR], Miami (Fla.)	1970
Kalis, Todd [G], Arizona State	1994
Kapele, John [T], Brigham Young	1960-62
Kaplan, Phil [G], Miami (Fla.)	1947
Karcis, John [B], Carnegie Tech	1936-38
Karets, Joe	
Karpowich, Ed [T], Catholic U.	1936-39
Karras, Ted [T], Indiana	1958-59
Kase, George [G], Duquesne	1939
Kavel, George [B], Carnegie Tech	1934
Keating, Tom [DT], Michigan	1973
Keisel, Brett [DE], Brigham Young	2002
Keith, Craig [TE], Lenoir-Rhyne	1993-94
Kelley, Jim [E], Notre Dame	1964
Kellum, Mary [LB], Wichita State	1974-76
Kelsay, Chad [LB], Nebraska	1999
Kelsch, Mose [B], Christian	1933-34
Kemp, Jack [QB], Occidental	1957
Kemp, Ray [T], Duquesne	1933
Kenerson, John [G], Kentucky State	1962
Kerkorian, Gary [QB], Stanford	1952
Keys, Brady [B], Colorado State	1961-67
Kichelski, Walt [E], Miami	1940-42, 44**
Kielbasa, Max [B], Duquesne	1946
Kiesling, Walt [G], St. Thomas	1937-38
Kiick, George [B], Bucknell	1940, 45
Killoran, Pat [C], Syracuse	1966
Kilroy, Frank [T], Temple	1943*
Kimble, Frank [E], West Virginia	1945
King, Carlos [FB], North Carolina State	1998
King, Phil [LB], Vanderbilt	1964
Kirchner, Mark [OT], Baylor	1973
Kirk, Ken [LB], Mississippi	1960
Kirkland, Levon [LB], Clemson	1992-00
Kish, Ben [B], Pitt	1943*
Kissell, Ed [B], Wake Forest	1952-54
Klapstein, Earl [T], Pacific	1946
Klein, Dick [T], Iowa	1961
Klumb, John [E], Washington State	1940
Knox, Darryl [LB], UNLV	1987
Kohrs, Bob [LB], Arizona State	1981-85
Kolb, Jon [OT], Oklahoma State	1969-81
Kolberg, Elmer [E], Oregon State	1941
Kolodziejski, Chris [TE], Wyoming	1984
Kondria, John [T], St. Vincent	1945
Kortas, Ken [T], Louisville	1965-68
Kosanovich, Bronco [C], Penn State	1947
Koshlap, Jules [B], Georgetown	1945
Kotite, Dick [TE], Wagner	1968
Kottler, Martin [B], Centre	1933
Kreider, Dan [FB], New Hampshire	2000-02
Kresky, Joe [G], Wisconsin	1935
Krishek, Bill [G], Oklahoma	1958
Kruczek, Mike [QB], Boston College	1976-79
Krupa, Joe [OT], Purdue	1956-64
Krukko, Larry [RB], West Virginia	1958-60
Kurpelis, Justin [LB], Penn State	2001-02
Kurrasch, Roy [E], UCLA	1948
Kvaternik, Cvonimir [G], Kansas	1934

STEELERS ALL-TIME ROSTER — 1933-2002

L

Lach, Steve [B], Duke	1946-47
LaCrosse, Dave [LB], Wake Forest	1987
Ladygou, Pete [G], Maryland	1952, 54
Lajousky, Bill [G], Catholic U.	1936
Lake, Camell [SS], UCLA	1989-98
Lamas, Joe [G], Mount St. Mary's	1942
Lambert, Frank [K], Mississippi	1965-66
Lambert, Jack [LB], Kent State	1974-84
Lantz, Montgomery [C], Grove City	1933
Lanza, Chuck [C], Notre Dame	1988-89
Larose, Dan [T], Missouri	1964
Lassann, Lou [E], Western Maryland	1938
Lasse, Dick [LB], Syracuse	1958-59
Lattner, John [B], Notre Dame	1954
Laux, Ted [B], St. Joseph of Penna.	1943*
Law, Hubbard [C], Sam Houston	1942, 45
Lawrence, Ben [G], Indiana (Pa.)	1987
Layne, Bobby [QB], Texas	1958-62
Lea, Paul [T], Tulane	1951
Leahy, Bob [QB], Emporia State	1971
Leahy, Gerald [T], Colorado	1957
Lee, Bernard [B], Villanova	1938
Lee, Danzell [TE], Lamar	1987
Lee, Greg [DB], Arkansas State	1988
Lee, Herman [T], Florida A & M	1957
Lee, John [B], Carnegie Tech	1939
Leftridge, Dick [B], West Virginia	1966
Lemek, Ray [G], Notre Dame	1962-65
Lester, Tim [FB], Eastern Kentucky	1995-98
Letsinger, Jim [G], Purdue	1933
Levanti, Lou [G], Illinois	1951-52
Levey, Jim [B]	1934-36
Lewis, Frank [WR], Grambling	1971-77
Lewis, Joe [T], Compton Junior	1958-60
Liddick, Dave [T], George Washington	1957
Lind, Mike [B], Notre Dame	1965-66
Lipps, Louis [WR/KR], So. Mississippi	1984-91
Lipscomb, Gene [T]	1961-62
Little, David [LB], Florida	1981-92
Littfield, Carl [B], Wash. State	1939
Lloyd, Greg [LB], Fort Valley State	1988-97
Lockett, Charles [WR], Long Beach St.	1987-88
Logan, Charles [E], Northwestern	1964
Logan, Mike [SE], West Virginia	2001-02
Long, Bill [E], Oklahoma A & M	1949-50
Long, Terry [G], East Carolina	1984-91
Longnecker, Ken [T], Lebanon Val.	1960
Looney, Don [E], TCU	1941-42
Lott, John [C/G], North Texas State	1987
Loud, Kamil [WR], Cal-Poly San Luis Obispo	2000
Love, Duval [G], UCLA	1992-94
Lowe, Reggie [LB], Troy State	1999
Lowther, Russ [B], Detroit	1945
Lucas, Jeff [OT], West Virginia	1987
Lucente, John [B], W. Virginia	1945
Luna, Bob [B], Alabama	1959
Lustig, Booth [K], Connecticut	1968
Lynes, Mitch [TE], Michigan State	1987-99

M

Mack, Red [B], Notre Dame	1961-63, 65
Mack, Rico [LB], Appalachian State	1993
Mackrides, Bill [QB], Nevada	1953
Maddox, Tommy [QB], UCLA	2001-02
Magac, Mike [G], Missouri	1965-66
Magulick, George [B], St. Francis	1944**
Maher, Francis [B], Toledo	1941
Malkovich, Joe [C], Duquesne	1935
Mallick, Francis [T]	1965
Malone, Mark [QB], Arizona State	1980-87
Mandich, Jim [TE], Michigan	1978

Mansfield, Ray [C], Washington	1964-76
Manske, Edgar [E], Northwestern	1938
Manuel, Rod [DE], Oklahoma	1997-98
Maples, Bob [C], Baylor	1971
Maras, Joe [C], Duquesne	1938-40
Marchi, Basilio [C], NYU	1934
Marchibroda, Ted [QB], St. Bon'ture & Detroit	1953, 55-56
Marion, Jerry [B], Wyoming	1967
Marker, Henry [B], W. Virginia	1934
Markland, Jeff [TE], Illinois	1988
Marotti, Lou [G], Toledo	1944**
Marsh, Curtis [WR], Utah	1997
Martha, Paul [B], Pitt	1964-69
Martin, John [B], Oklahoma	1944
Martin, Tee [QB], Tennessee	2000-01
Martin, Vernon [B], Texas	1942, 44**
Masters, Bob [B], Baylor	1939, 43*
Masters, Walt [B], Penn	1944**
Mastrangelo, John [G], Notre Dame	1947-48
Matesic, Ed [B], Pitt	1936
Matesic, Joe [T], Arizona State	1954
Mathews, Ray [B], Clemson	1951-59
Mathis, Terance [WR], New Mexico	2002
Mattoli, Fran [G], Pitt	1946
Matuszak, Mary [LB], Tulsa	1953, 55-56
Maxson, Alvin [RB], So. Methodist	1977-78
May, Ray [LB], Southern Cal.	1967-69
Mayhew, Hayden [G], Tex. Mines	1936-38
Mays, Alwood [CB], West Virginia	1995
Mays, Lee [WR], Texas-El Paso	2002
Mazzanti, Jerry [E], Arkansas	1967
McAfee, Fred [RB], Mississippi College	1994-98
McCabe, Richie [B], Pitt	1953, 1957-58
McCafray, Art [T], Pacific	1946
McCall, Don [RB], Southern Cal.	1969
McCarthy, John [B], St. Francis	1944**
McClair, Jack [E], Bethune-Cookman	1955-60
McClung, Willie [T], Flor. A & M	1955-57
McConnell, Dewey [E], Wyoming	1954
McCullough, Hugh [B], Oklahoma	1939, 43*
McDade, Karl [C], Portland	1938
McDonald, Ed [B], Duquesne	1938
McDonough, Coley [QB], Day	1939-41, 44**
McDonough, Paul [E], Utah	1938
McFadden, Marv [G], Mich. St.	1953, 56
McGee, Ben [E], Jackson State	1964-72
McGovern, Rob [LB], Holy Cross	1991
McGriff, Tyrone [G], Florida A & M	1980-82
McKyer, Tim [CB], Texas-Arlington	1994
McMakin, John [TE], Clemson	1972-74
McNally, Johnny "Blood" [B], St. John of Minnesota	1934, 37-39
McNamara, Ed [T], Holy Cross	1945
McPeak, Bill [E], Pitt	1949-57
McWilliams, Tom [B], Miss St.	1950
Meadows, Ed [E], Duke	1955
Meeks, Bryant [C], S. Carolina	1947-48
Mehlich, Chuck [E], Duquesne	1946-51
Meilinger, Steve [E], Kentucky	1961
Merkovsky, Elmer [T], Pitt	1944**, 45-46
Merrweather, Mike [LB], Pacific	1982-87
Messner, Max [LB], Cincinnati	1964-65
Meyer, Dennis [DB], Arkansas State	1973
Meyer, Ron [QB], S. Dakota State	1966
Michael, Bill [G], Ohio State	1957
Michaels, Ed [G], Villanova	1943*
Michaels, Lou [E], Kentucky	1961-63
Michalik, Art [G], St. Ambrose	1955-56
Middleton, Kelvin [SS], Wichita State	1987
Midler, Lou [G], Minnesota	1939
Miles, Eddie [LB], Minnesota	1990
Miller, Jim [QB], Michigan State	1995-96
Miller, Josh [P], Arizona	1996-02



STEELERS ALL-TIME ROSTER — 1933-2002

Miller, Tom [E], Hampden Sydney	1943*
Mills, Ernie [WR], Florida	1991-96
Minarik, Henry [E], Michigan State	1951
Miner, Tom [E], Tulsa	1958
Mingo, Gene [K]	1969-70
Minni, Frank [B], San Jose State	1949
Minter, Michael [DT], North Texas St.	1987
Modzelewski, Dick [T], Maryland	1955
Modzelewski, Ed [B], Maryland	1952
Moegle, Dick [B], Rice	1960
Momsen, Tony [C], Michigan	1951
Moore, Bill [B], Loyola of New Orleans	1933
Moore, Red [G], Penn State	1947-49
Morales, Gonzales [B], St. Mary's of California	1947-48
Morgan, Bob [B], New Mexico	1967-68
Moriarty, Tom [S], Bowling Green	1970
Morrall, Earl [QB], Mich. State	1957-58
Morris, Byron "Bam" [RB], Texas Tech	1994-95
Morris, John [B], Oregon	1960
Morse, Steve [RB], Virginia	1975
Moser, Rick [RB], Rhode Island	1978-79, 81-82
Mosher, Clure [C], Louisville	1942
Mosley, Norm [B], Alabama	1948
Moss, Paul [E], Purdue	1933
Motley, Marion [B], Nevada	1955
Mott, Norm [B], Georgia	1934
Mularkey, Mike [TE], Florida	1989-91
Mulleneaux, Lee [C], Northern Arizona	1935-36
Mullins, Gerry [G/OT], Southern Calif.	1971-79
Murley, Dick [T], Purdue	1956
Murray, Earl [G], Purdue	1952
Musulin, George, Pitt	1938
Myslinski, Tom [OL], Tennessee	1996-97, 2000

N

Nagler, Gern [E], Santa Clara	1959
Naiota, John [B], St. Francis	1942, 45
Nardi, Dick [B], Ohio State	1939
Nelsen, Bill [QB], Southern Cal.	1963-67
Nelson, Darrell [TE], Memphis State	1984-85
Nelson, Edmund [NT/DE], Auburn	1982-87
Nery, Carl [G], Duquesne	1940-41
Newberry, Tom [G], Wisconsin-La Crosse	1995
Newsome, Harry [P], Wake Forest	1985-89
Niccolai, Armand [T/K], Duquesne	1934-42
Nicholas, Allen [B], Temple	1945
Nicholas, Bob [T], Stanford	1965
Nickel, Elbie [E], Cincinnati	1947-57
Nickerson, Hardy [LB], California	1987-92
Nicksich, George [G], St. Bonaventure	1950
Nisby, John [G], Pacific	1957-61
Nix, Kent [QB], TCU	1967-69
Nixon, Mike [B], Pitt	1935
Nkwenti, Mathias [OT], Temple	2001-02
Novble, Leo [G], Penn State	1948-49
Nofsinger, Terry [QB], Utah	1961-64
Noppenberg, John [B], Miami	1940-41
Nosich, John [T], Duquesne	1938
Nutter, "Buzz" [C], VPI	1961-64
Nuzum, Jerry [B], New Mex. A & M	1948-51

O

O'Brien, Fran [T], Mich. State	1966-67
O'Brien, John [E], Florida	1954-56
O'Dell, Mel [B], Duquesne	1944**
Odum, Henry [RB], So. Carolina St.	1983
O'Donnell, Neil [QB], Maryland	1990-95
Okobi, Chucky [C/G], Purdue	2001-02
Oehler, John [C], Purdue	1933-34
Oelrich, John [B], St. Ambrose	1938
O'Leary, Dan [TE], Notre Dame	2002
Oldham, Chris [CB], Oregon	1995-99
Oldham, Ray [DB], Middle Tennessee St.	1978

Olejniczak, Stan [T], Pitt	1935
Oliver, Clarence [DB], San Diego St.	1969-70
Olsvsky, Jerry [LB], Pittsburgh	1989-97
Olzewski, Al [E], Penn St. & Pitt	1945
O'Malley, Joe [E], Georgia	1955-56
O'Neil, Bob [G], Notre Dame	1956-57
Oniskey, Dick [G], Chattanooga	1955
Opfar, Dave [DE/NT], Penn State	1987
Orlando, Bo [S], West Virginia	1998
Orr, Jim [E], Georgia	1958-60
Ortmann, Chuck [QB], Michigan	1951
O'Shea, Terry [TE], California (Pa.)	1989-90
Oswald, Paul [C], Kansas	1987
Owens, Darrick [WR], Mississippi	1992

P

Palelei, Si'ulagi [G], Nevada-Las Vegas	1993
Palmer, Tom [T], Wake Forest	1953-54
Papach, George [B], Purdue	1948-49
Parker, Frank [DT], Oklahoma State	1968-69
Parrish, James [OL], Temple	1995
Paschell, Bill [B]	1940
Pascka, Gordon [G], Minnesota	1943
Pastin, Frank [G], Waynesburg	1942
Patrick, John [B], Penn State	1941, 45-46
Patterson, Bill [QB], Baylor	1940
Pavia, Ralph [G], Dayton	1947
Pavkov, Stanko [G], Idaho	1939-40
Peaks, Clarence [B], Mich. State	1964-65
Pearson, Barry [WR], Northwestern	1972-73
Pearson, Preston [B], Illinois	1970-74
Pegarm, Eric [RB], North Texas State	1995-96
Pense, Leon [QB], Arkansas	1945
Perko, John [G], Duq.	1937-40, 44**, 45-47
Perry, Darren [FS], Penn State	1992-98
Perry, Lowell [B], Michigan	1956
Petchel, John [QB], Duquesne	1945
Petersen, Ted [OT/C], E. Illinois	1977-83, 87
Peterson, Todd [K], Georgia	2002
Petrella, John [B], Penn State	1945
Piatukas, George [E], Duquesne	1938-41
Pierre, John [E], Pitt	1945
Pillath, Roger [T], Wisconsin	1966
Pine, Ed [LB], Utah	1965
Pinney, Ray [OT/G/C], Washington	1976-78, 80-82, 85-87
Pirro, Rocco [G], Catholic U	1940-41
Pittman, Mel [C], Hardin-Simmons	1935
Pokorny, Frank [WR], Youngstown St.	1985
Pollard, Frank [RB], Baylor	1980-88
Popovich, John [B], St. Vincent	1944**
Porter, Joey [LB], Colorado State	1999-02
Postus, Al [B], Villanova	1945
Poteat, Hank [CB], Pittsburgh	2000-02
Pottios, Myron [LB], Notre Dame	1961-65
Potts, Bill [B], Villanova	1934
Pough, Ernest [WR], Texas Southern	1976-77
Pourdaneh, Shar [T], Nevada	1999-00
Powell, Tim [E], Northwestern	1966
Powers, John [E], Notre Dame	1962-66
Priatko, Bill [LB], Pitt	1957
Putzier, Rollin [DT], Oregon	1988

Q

Quate, Jesse [T], Pitt	1933-34
Quick, Jerry [OT/G], Wichita State	1987
Quinn, Mike [QB], Stephen F. Austin	1997

R

Raborn, Carroll [C], SMU	1936-37
Rado, Alex [B], New River State	1934-35
Rado, George [G], Duquesne	1935-37
Radosovich, George [C], Pitt	1953
Ragunas, Vince [B], VMI	1949



STEELERS ALL-TIME ROSTER — 1933-2002

Rajkovich, Pete [B], Detroit	1934	Sandusky, Mike [G], Maryland	1957-65
Randle El, Antwaan [WR], Indiana	2002	Sapp, Theron [B], Georgia	1963-65
Randour, Hub, Pitt	1935	Saul, Bill [LB], Penn State	1964, 66-68
Rankin, Walt [B], Texas Tech	1944**	Saumer, Sylvester [B], St. Olaf	1934
Rasby, Walter [TE], Wake Forest	1994	Scales, Charles [B], Indiana	1960-61
Raskowski, Leo [T], Ohio State	1933	Scarbah, Jack [QB], Maryland	1956
Rasmussen, Randy [C-G], Minnesota	1984-86	Scales, Charles [B], Indiana	1960-61
Rayotti, Eric [LB], Penn State	1994-96	Scherer, Bernard [E], Nebraska	1939
Raybon, Israel [DE], North Alabama	1996	Schiechi, John [C], Santa Clara	1941-42
Reavis, Dave [DT], Arkansas	1974-75	Schmidt, John [C], Carnegie Tech	1940
Rechichar, Bert [B], Tennessee	1960	Schmitz, Bob [LB], Montana St.	1961-66
Recutt, Ray [E], VMI	1943*	Schneck, Mike [LS], Wisconsin	1999-02
Reed, Jeff [K], North Carolina	2002	Schnelker, Bob [E], Bowling Green	1961
Reeder, Dan [RB], Delaware	1986, 87	Schuelke, Karl [B], Wisconsin	1939
Reese, Jerry [DE], Kentucky	1988	Schultz, Eberle [G], Oregon St.	1941-42
Reger, John [LB], Pitt	1955-63	Schwartz, Elmer [B], Wash. St.	1933
Renfro, Will [G], Memphis State	1960	Schweder, John [G], Penn	1951-55
Repko, Joe [T], Boston College	1946-47	Scolnick, Glenn [WR], Indiana	1973
Reutershan, Randy [DB], Pitt	1978	Scot, Wilbert [LB], Indiana	1961
Reynolds, Billy [B], Pitt	1958	Scott, Chad [CB], Maryland	1997-02
Reynolds, Jim [B], Oklahoma A & M	1946	Scudero, Joe [B], San Francisco	1960
Rhodes, Don [T], W & J	1933	Seabough, Todd [LB], San Diego St.	1984
Ribble, Loran [G], Hardin-Simmons	1934-35	Seabright, Charles [QB], W. Virginia	1946-50
Richards, Perry [E], Detroit	1957	Seals, Ray [DE], none	1994-95
Richardson, Huey [LB/DE], Florida	1991	Searcy, Leon [OT], Miami (Fla.)	1992-95
Richardson, Terry [RB], Syracuse	1996	Sears, Vic [T], Oregon State	1943*
Richmond, Rock [DB], Oregon	1987	Sebastian, Mike [B], Pitt	1935
Ricketts, Tom [OT], Pittsburgh	1989-91	Seitz, Warren [TE], Missouri	1986
Rienstra, John [G], Temple	1986-90	Semes, Bernard [B], Duquesne	1944**
Riffle, Dick [B], Albright	1941-42	Seward, Dean [B]	
Riley, Avon [LB], UCLA	1987	Sexton, Brent [DB], Elon	1987
Riley, Cameron [RB], Missouri	1987	Shaffer, George [B], W & J	1933
Rivera, Gabe [DT], Texas Tech	1983	Shanklin, Ron [WR], N. Tex. St.	1970-74
Rizzo, Tony, Duquesne	1938	Sharp, Rick [T], Washington	1970-71
Roberts, John [B], Georgia	1934	Shaw, Bobby [WR], California	1998-01
Robinson, Ed [LB], Florida	1994	Sheffield, Chris [CB], Albany State	1986-87
Robinson, Gil [E], Catawba	1933	Shell, Donnie [SS], So. Carolina St.	1974-87
Robinson, Jack [T], N.E. Mo. St.	1938	Shelton, Richard [CB], Liberty	1990-93
Robnett, Marshall [C], Texas A & M	1944**	Shepard, Charles [B], N. Tex. St.	1956
Rodak, Mike [B], Western Reserve	1942	Sheriff, Stan [LB], Cal. Polytech	1954
Rodenhauser, Mark [LS/C]	1998	Sherman, Alex [QB], Brooklyn	1943*
Rodgers, John [TE], La. Tech	1982-84	Sherman, Bob [B], Iowa	1964-65
Rogel, Fran [B], Penn State	1950-57	Shields, Burrell [B], John Carroll	1954
Rogers, Cullen [B], Texas A & M	1946	Shields, Scott [S], Weber State	1999-00
Rorison, Jim [T], Southern Cal.	1938	Shiner, Dick [QB], Maryland	1968-69
Rosepink, Marty [G], Pitt	1947	Shipkey, Jerry [B], UCLA	1948-52
Ross, Oliver [OL], Iowa State	2000-02	Shorter, Jim [B], Detroit	1969
Rostovsky, Pete [OT], Connecticut	1984-86	Shugarts, Bret [DE], Indiana (Pa.)	1987
Rouen, Tom [P], Colorado	2002	Shurtz, Hubert [T], LSU	1948
Rowley, Bob [LB], Virginia	1963	Shy, Don [B], San Diego St.	1967-68
Rowser, John [DB], Michigan	1970-73	Simerson, John [T], Purdue	1958
Royals, Mark [P], Appalachian State	1982-84	Simien, Tracy [LB], Texas Christian	1989
Royce, Orpheus [DE], Florida State	1986-99	Silmington, Milt [B], Arkansas	1942
Rozelle, Aubrey [LB], Delta State	1957	Simmons, Jason [CB], Arizona State	1998-01
Rucinski, Ed [E], Indiana	1944**	Simmons, Jerry [WR], Bethune-Cookman	1965-66
Ruff, Guy [LB], Syracuse	1982	Simmons, Kendall [G], Auburn	2002
Ruple, Ernie [T], Arkansas	1968-69	Simms, Bob [E], Rutgers	1962
Russell, Andy [LB], Missouri	1963, 1966-76	Simpson, Jack [B], Florida	1961-62
Ryan, Ed [E], St. Mary's (Cal.)	1948	Simpson, Tim [G/C], Illinois	1994
		Sims, Darryl [DE], Wisconsin	1985-86
		Sinkovitz, Frank [C], Duke	1947-52
		Sirochman, George [G], Duquesne	1942
Sader, Steve [B]	1943*	Sites, Vince [E], Pitt	1936-37
Sadowski, Troy [TE], Georgia	1997-98	Skansi, Paul [WR], Washington	1993
Salata, Paul [E], Southern California	1950-51	Skladany, Joe [E], Pitt	1934
Sample, John [B], Maryland St.	1961-62	Skorich, Nick [G], Cincinnati	1946-48
Samuel, Don [B], Oregon State	1949-50	Skoronski, Ed [E], Purdue	1935-36
Samuelson, Carl [T], Nebraska	1948-51	Skulos, Mike [G], W & J	1938
Sanchez, Lupe [CB/KR], UCLA	1986-88	Slater, Walt [B], Tennessee	1947
Sandberg, Sigurd [T], Iowa Wes.	1935-37	Small, Fred [LB], Washington	1985
Sandetur, Wayne [B], Purdue	1936-37	Smith, Aaron [DE], Northern Colorado	1999-02
Sanders, Chuck [RB], Slippery Rock	1986-87	Smith, Ben [E], Alabama	1934-35
Sanders, John [G], SMU	1940-42	Smith, Billy Ray [T], Arkansas	1958-60
Sandig, Curt [B], St. Mary of Tex.	1942		

S

STEELERS ALL-TIME ROSTER — 1933-2002

Smith, Bob [B], N. Texas State	1966
Smith, Dave [WR], Indiana (Pa.)	1970-72
Smith, Jim [WR], Michigan	1977-82
Smith, Kevin [S], Rhode Island	1991
Smith, Laverne [RB], Kansas	1977
Smith, Marvel [OT], Arizona State	2000-02
Smith, Ron [QB], Richmond	1966
Smith, Steve [E], Michigan	1966
Smith, Stu [QB], Bucknell	1937-38
Smith, Truett [QB], Wyoming & Mississippi St.	1950-51
Smith, Warren [T], Kansas Wes.	1948
Snell, Ray [OT], Wisconsin	1984-85
Snyder, Bill [G], Ohio U.	1934-35
Sodaski, John [DB], Villanova	1970
Soleau, Bob [LB], Wm. & Mary	1964
Solomon, Ariel [G/OT], Colorado	1991-95
Somers, George [T], LaSalle	1941-42
Sorce, Ross [T], Georgetown	1945
Soriet, Wilbur [E], West Virginia	1933-40
Souchak, Frank [E], Pitt	1939
Spencer, Todd [RB], So. Cal.	1984-85
Spinks, Jack [G], Alcorn A & M	1952
Spizak, Charley [QB], Carn. Tech	1938
Staat, Jeremy [DE], Arizona State	1998-00
Staggars, Jon [WR], Missouri	1970-71
Stai, Brenden [G], Nebraska	1995-99
Stallworth, John [WR], Alabama A&M	1974-87
Stanton, John [B], N. Car. St.	1961
Stark, Rohn [P], Florida State	1995
Starret, Ben [B], St. Mary's of Cal.	1941
Station, Larry [LB], Iowa	1986
Stautner, Ernie [T], Bost. Col.	1950-63
Steed, Joel [NT], Colorado	1992-99
Steele, Ernie [B], Washington	1943*
Stehouwer, Ron [B], Colorado State	1960-64
Stenger, Brian [LB], Notre Dame	1969-72
Stenn, Paul [T], Villanova	1947
Stephens, Jamin [OT], North Carolina A&T	1996-98
Steward, Denn [B], Ursinus	1943*
Stewart, Kordell [QB], Colorado	1995-02
Stock, John [E], Pitt	1956
Stock, Mark [WR], Virginia Military	1989
Stofko, Ed [B], St. Francis	1945
Stone, Dwight [WR/RB/KR], Middle Tennessee State	1987-94
Stoudt, Cliff [QB], Youngstown St.	1977-83
Stough, Glen [T], Duke	1945
Stowe, Tyrone [LB], Rutgers	1987-90
Strand, Eli [G], Iowa State Coll.	1966
Strom, Rick [QB], Georgia Tech	1989-93
Strugar, George [T], Washington	1962
Strutt, Art [B], Duquesne	1935-36
Stryzinski, Dan [P], Indiana	1990-91
Strzelczyk, Justin [OT], Maine	1990-99
Stufe, Ernie [B]	
Suhey, Steve [G], Penn State	1948-49
Sulima, Chris [E], Boston U.	1952-54
Sullivan, George [DE], Boston College	2000
Sullivan, Frank [C], Loyola (New Or.)	1940
Sullivan, Robert [B], Holy Cross Iowa	1947
Sutherlin, Don [B], Ohio State	1959-60
Sutton, Ricky [DL], Auburn	1993
Swain, John [CB], Miami (Fla.)	1985-86
Swann, Lynn [WR], Southern Cal.	1974-82
Sweeney, Calvin [WR], Southern Cal.	1980-87
Sweeney, Jim [C/G], Pittsburgh	1996-99
Sydnor, Willie [WR/KR], Syracuse	1982
Szot, Walter [T], Bucknell	1949-50

T

Tanguay, Jim [B], NYU	1933
Tarasovic, George [E], LSU	1952-53, 56-63
Tatum, Jesse [E], N. Carolina State	1938
Taylor, Jim [LB], Baylor	1956

Taylor, Mike [T], Southern Cal.	1968-69
Tepe, Lou [C], Duke	1953-55
Terry, Nat [CB], Florida State	1988
Tesser, Ray [E], Carnegie Tech	1933-34
Tharpe, Larry [OT], Tennessee State	2000
Thelwell, Ryan [WR], Minnesota	1999
Thigpen, Yancey [WR], Winston-Salem State	1992-97
Thomas, Ben [DE/DT], Auburn	1988
Thomas, Clendon [B], Oklahoma	1962-68
Thomas, J. T. [CB/S], Florida St.	1973-77, 79-81
Thompson, Clarence [B], Minnesota	1937-38
Thompson, Donnel [LB], Wisconsin	2000
Thompson, Leroy [RB], Penn State	1991-93
Thompson, Tommy [QB], Tulsa	1940
Thompson, Weegie [WR], Florida St.	1984-89
Thornton, Sidney [RB], Northwestern La.	1977-82
Thurbon, Bob [B], Pitt	1943*-44**
Tiller, Morgan [E], Denver	1945
Tinsley, Sid [B], Clemson	1945
Titus, George [C], Holy Cross	1946
Titus, Silas [E], Holy Cross	1945
Toews, Loren [LB], California	1973-83
Tomasetti, Lou [B], Bucknell	1939-40
Tomasich, Andy [B], Temple	1942-46
Tomczak, Mike [QB], Ohio State	1993-99
Tomlinson, Dick [G], Kansas	1950-51
Tommerson, Clarence [B], Wisconsin	1938-39
Tosi, John [B], Niagara	1939
Totten, Erik [S], Western Washington	2002
Townsend, Deshea [CB], Alabama	1998-02
Tracy, Tom [B], Tennessee	1958-63
Trout, Dave [PK], Pitt	1981, 87
Tsoutsouvas, Lou [C], Stanford	1938
Tuggle, Anthony [CB/S], Nicholls St.	1985, 87
Tuman, Jerome [TE], Michigan	1999-02
Turk, Dan [C], Wisconsin	1985-86
Turley, John [QB], Ohio Wesleyan	1935-36
Tylski, Rich [G], Utah State	2000-01
Tyrell, Tim [RB], Northern Illinois	1989

V

Valentine, Zack [LB], East Carolina	1979-81
Van Dyke, Bruce [G], Missouri	1967-73
Varnhohne, Frank [T], Notre Dame	1955-60
Vaughan, John [QB], Ind. St. (Pa.)	1933-34
Veals, Elton [RB], Tulane	1984
Veasey, Craig [DL], Houston	1990-91
Vidoni, Vic [E], Duquesne	1935-36
Vincent, Keydrick [G], Mississippi	2001-02
Vincent, Shawn [CB], Akron	1991
von Oelhoffen, Kim [DL], Boise State	2000-02
Voss, Lloyd [T], Nebraska	1966-71
Vrabel, Mike [LB], Ohio St.	1997-00

W

Wade, Bob [DB], Morgan State	1968
Wade, Tom [QB], Texas	1964-65
Wager, Clint [E], St. Mary's Minn.	1944**
Wagner, Mike [S], Western Illinois	1971-80
Walden, Bob [P], Georgia	1968-77
Walker, Sammy [CB], Texas Tech	1991-92
Wallace, Ray [RB], Purdue	1989
Walsh, Bill [C], Notre Dame	1949-55
Ward, Hines [WR], Georgia	1998-02
Warren, Buist [B], Tennessee	1945
Warren, Xavier [DE/DT], Tulsa	1987
Washington, Anthony [CB], Fresno State	1981-82
Washington, Clarence [DT], Arkansas AM & N	1969-70
Washington, Dwayne [CB], N. Carolina State	1998-02
Washington, Robert [OT], Alcorn State	1987
Washington, Sam [CB], Miss. Val. St.	1982-85
Watkins, Tom [B], Iowa State	1968
Watson, Allen [K], Newport (Wales)	1970

STEELERS ALL-TIME ROSTER — 1933-2002

Watson, Sid [B], Northeastern	1955-57
Webster, Eluardo [LB], Rutgers	1992
Webster, George [LB], Michigan State	1972-73
Webster, Mike [C], Wisconsin	1974-88
Weed, Thurlow [K], Ohio State	1955
Weinberg, Henry [G], Duquesne	1934
Weinstock, Izzy [B], Pitt	1937-38
Weisenbaugh, Henry [B], Pitt	1935
Wells, Billy [B], Mich. State	1957
Wendlick, Joe [E], Oregon State	1941
Wenzel, Ralph [B], Tulane	1942
Wenzel, Ralph [G], San Diego St.	1966-70
Westfall, Ed [B], Ohio Wesleyan	1933
Wetzel, Damon [B], Ohio State	1935
Wheeler, Ernie [B], N. Dakota State	1939
Whelan, Tom [B], Catholic U.	1933
White, Byron [B], Colorado	1938
White, Dwight [DE], East Texas State	1971-80
White, Paul [B], Michigan	1947
Whehl, Joe [T], Duquesne	1935
Wiggins, Paul [OT], Oregon	1997
Wilburn, J. R. [WR], S. Carolina	1966-70
Wilcots, Solomon [S], Colorado	1992
Wiley, Jack [T], Waynesburg	1946-50
Wilkerson, Eric [RB/WR], Kent State	1989
Williams, Albert [LB], UTEP	1987
Williams, Dave [WR], Washington	1973
Williams, Don [G], Texas	1941
Williams, Eric [S], N.C. State	1983-86
Williams, Erwin [WR], Maryland St.	1969
Williams, Gerald [NT/DE], Auburn	1986-94
Williams, Jerrol [LB], Purdue	1989-92
Williams, Joe [LB], Grambling	1987
Williams, Joe [B], Ohio State	1939
Williams, John L. [FB], Florida	1994-95
Williams, Ray [CB], Rhode Island	1987
Williams, Robert [S], Eastern Illinois	1974
Williams, Sidney [LB], Southern	1969
Williams, Warren [RB], Miami (Fla.)	1988-92
Williams, Willie [CB], Western Carolina	1993-96
Williamson, Fred [B], Northwestern	1960
Willis, Keith [DE], Northeastern	1982-87, 89-91
Wilson, Bill [E], Gonzaga	1938

Wilson, Frank [TE], Rice	1982
Winfrey, Carl [LB], Wisconsin	1972
Wingle, Blake [G], UCLA	1983-85
Winston, Dennis [LB], Arkansas	1977-81, 85-86
Withycombe, Mike [C], Fresno State	1991
Witman, Jon [FB], Penn State	1996-01
Wolf, Jim [DE], Prairie View	1974
Wolfley, Craig [G/OT], Syracuse	1980-89
Wolford, Will [G/T], Vanderbilt	1996-98
Womack, Joe [B], Los Angeles St.	1962
Woodard, Ken [LB], Tuskegee Institute	1987
Woodley, David [QB], Louisiana St.	1984-85
Woodruff, Dwayne [CB], Louisville	1979-85, 87-90
Woods, Rick [S/CB], Boise State	1982-86
Woodson, Marv [B], Indiana	1964-69
Woodson, Rod [DB/KR], Purdue	1987-96
Woolford, Donnell [CB], Clemson	1997
Worley, Tim [RB], Georgia	1989-91, 93
Woudenbeg, John [T], Denver	1940-42
Wren, Lowe [B], Missouri	1960
Wright, Anthony [QB], South Carolina	1999
Wukits, Al [C], Duquesne	1943*-44*-45
Wydo, Frank [T], Cornell	1947-51

Y

Young, Al [WR], South Carolina St.	1971-72
Young, Dick [B], Chattanooga	1957
Young, Theo [TE], Arkansas	1987
Younger, Paul [B], Grambling	1958
Yurchey, John [B], Duquesne	1940

Z

Zaninelli, Silvio [B], Duquesne	1934-37
Zereoue, Amos [RB], West Virginia	1999-02
Zgonina, Jelf [DL], Purdue	1993-94
Zimmerman, Leroy [QB], San Jose St.	1943*
Zombek, Joe [E], Pitt	1954
Zopetti, Frank [B], Duquesne	1941

*Steelers combined with Philadelphia Eagles

**Steelers combined with Chicago Cardinals.

Current players in bold



STEELERS ALL-TIME ASSISTANT COACHES

April, Bobby	1994-95	Leonard, Jim	1942
Archer, Mike	1996-02	Lewis, Art	1960-61
Bach, Joe	1935-36	Lewis, Marvin	1992-95
Ball, Herman	1955	Lewis, Tim	1995-02
Blackledge, Ron	1982-91	McGraw, Thurman	1958-61
Bratkowski, Bob	1999-00	McLaughlin, Leon	1966-68
Brazil, Dave	1989-91	McPeak, Bill	1956-58
Bridgers, John	1969	Meyers, Bill	1984
Butler, Jack	1961-63	Micheloson, John	1946-47
Butler, Keith	First Year	Mitchell, John	1995-02
Capers, Dom	1992-94	Moore, Tom	1977-89
Carson, Bud	1972-77	McNally, Johnny "Blood"	1936
Cherundolo, Charles	1948-57, 61	Mularkey, Mike	1996-02
Clements, Tom	2001-02	Neale, Greasy	*1943
Coley, Max	1969-71	Nixon, Mike	1961-65
Craft, Russ	1956	Ormiston, Ken	1948-50
Culley, David	1996-98	Painter, Dwain	1988-91
Davis, Robert	1951	Parilli, Babe	1971-73
DePasqua, Carl	1968	Patrick, Frank	1948
DiMancheff, Boris	1958-59	Perles, George	1972-81
Dorais, Gus	1952	Perry, Darren	First Year
Doran, Jim	1964-65	Perry, Lowell	1957
Dotsch, Rollie	1978-81	Plasman, Dick	1958-61
Dudley, Bill	1956	Radakovich, Dan	1971, 74-77
Dungy, Tony	1981-88	Ramsey, Buster	1962-64
Eatman, Irv	2000	Reese, Cad	1934-36
Erhardt, Ron	1992-95	Riecke, Lou	1970-79
Evans, Walt	1982-88	Ronzani, Gene	1954
Fletcher, Tom	1966-68	Robinson, Willy	2001-02
Fitzgerald, Dennis	1982-88	Rooker, Harvey	1948
Fox, John	1989-91	Rooney, JP	1934-35
Fry, Bob	1969-73	Rust, Rod	1989
Furness, Steve	1992-93	Sherman, Ray	1998
Gailey, Chan	1994-97	Skladany, Joseph	1947
Gilbride, Kevin	1999-00	Skorich, Nick	1955-57
Gilmer, Harry	1957-60	Snyder, Bob	1955
Greene, Joe	1987-91	Sortel, Wilbur	1940
Grimm, Russ	2001-02	Souchak, Frank	1946
Guy, John	1992-93	Spencer, Kevin	2002
Hackett, Walter	1969-70	Spezzaferro, John	1976
Handler, Phil	*1944	Stautner, Ernie	1963-64
Harrison, Bob	1992-93	Stephenson, Kent	1992-00
Haslett, Jim	1997-99	Stewart, George	1989-91
Hayes, Jay	1999-01	Stille, Ken	1959-63
Hefferle, Ernie	1965	Sumner, Charley	1969-72
Heinrich, Don	1966-68	Taylor, Hugh	1966-68
Henry, Jack	1990-91	Taylor, Lionel	1970-76
Hoak, Dick	1972-02	Torgeson, LaVerne	1962-68
Hodgson, Pat	1992-95	Uram, Paul	1972-81
Hughes, Jed	1984-88	Valesente, Bob	1990-91
Hunter, Hal	1985-88	Walls, Will	1962-63
Hunkler, Kenny	2001-02	Walker, Dick	1978-81
Jones, Edgar	1953	Walton, Frank	1947
Keane, Tom	1965	Walton, Joe	1990-91
Kiesling, Walt	*1938-39, 41, 49-54, 57-61	Whisenhunt, Ken	2001-02
Kolb, Jon	1982-91	Widenhofer, Woody	1973-83
Kuharich, Joe	1946	Wray, Lud	1945
Layne, Bobby	1964-65	Zook, Ron	1996-1998
LeBeau, Dick	1992-96		

*Kiesling and Neale were co-head coaches of Phil-Pitt in 1943

Kiesling and Handler were co-head coaches of Card-Pitt in 1944

Current coaches in bold



STEELERS RECORDS





STEELERS INDIVIDUAL LEADERS

PASSING

Player	Years	Att.	Comp.	Yards	Pct.	TDs	INTs	Rating
1. Terry Bradshaw	1970-83	3,901	2,025	27,989	51.9	212	210	71.1
2. Kordell Stewart	1995-02	2,107	1,190	13,328	56.4	70	72	72.3
3. Neil O'Donnell	1990-95	1,871	1,069	12,867	57.1	68	39	81.6
4. Bobby Brister	1986-92	1,477	776	10,104	52.5	51	57	69.8
5. Bobby Layne	1958-62	1,156	569	8,983	49.2	67	81	70.7
6. Jim Finks	1949-55	1,382	661	8,854	47.8	55	88	48.5
7. Mark Malone	1980-87	1,374	690	8,582	50.2	54	68	62.1
8. Mike Tomczak	1993-99	973	546	6,649	56.1	37	42	72.0
9. Ed Brown	1962-65	736	339	5,821	44.7	30	50	57.7
10. Bill Nelsen	1963-67	589	274	4,440	46.5	28	30	67.0
11. Dick Shiner	1968-69	513	245	3,278	47.8	25	27	54.7
12. Cliff Stoudt	1977-83	479	244	3,217	50.9	14	28	57.9
13. Tommy Maddox	2001-02	386	241	2,990	62.4	21	17	86.2
14. David Woodley	1984-85	339	179	2,630	52.8	14	21	66.2
15. Kent Nix	1967-69	451	217	2,597	48.1	14	33	46.1
16. Terry Hanratty	1969-75	417	159	2,428	38.1	24	34	42.6
17. Earl Morrall	1957-58	335	145	2,175	43.3	12	19	53.9
18. Joe Gilliam	1972-75	331	147	2,103	44.4	9	17	53.3
19. Ted Marchibroda	1953, 55-56	340	157	1,931	46.2	15	24	49.3

RUSHING

Player	Years	Att.	Yards	Avg.	LG	TDs
1. Franco Harris	1972-83	2,881	11,950	4.1	751	91
2. Jerome Bettis	1996-02	2,077	8,451	4.1	501	49
3. John Henry Johnson	1960-65	1,025	4,383	4.3	87	26
4. Frank Pollard	1980-88	953	3,989	4.2	52	20
5. Dick Hoak	1961-70	1,132	3,965	3.5	77	25
6. Barry Foster	1990-94	915	3,943	4.3	69	26
7. Rocky Bleier	1968, 70-80	928	3,865	4.2	701	23
8. Walter Abercrombie	1982-87	842	3,343	4.0	501	22
9. Fran Rogel	1950-57	900	3,271	3.6	51	17
10. Merrill Hoge	1987-93	819	3,115	3.8	411	21
11. John "Frenchy" Fuqua	1970-76	699	2,942	4.2	85	21
12. Tom Tracy	1958-63	727	2,712	3.7	64	15
13. Kordell Stewart	1995-02	496	2,561	5.2	801	37
14. Terry Bradshaw	1970-83	444	2,255	5.1	39	32
15. Preston Pearson	1970-74	573	2,243	3.9	47	8
16. Lynn Chandois	1950-56	593	1,934	3.2	38	12
17. Earnest Jackson	1986-88	470	1,921	4.1	39	9
18. Sidney Thornton	1977-82	356	1,512	4.2	75	18
19. Bill Dudley	1942, 45-46	343	1,505	4.4	42	14
20. Joe Geri	1949-51	411	1,500	3.6	45	10

RECEIVING

Player	Years	Rec.	Yards	Avg.	LG	TDs
1. John Stallworth	1974-87	537	8,723	16.2	741	63
2. Louis Lipps	1984-91	358	6,018	16.8	891	39
3. Lynn Swann	1974-82	336	5,462	16.3	681	51
4. Hines Ward	1998-02	330	3,888	11.7	771	27
5. Elbie Nickel	1947-57	329	5,133	15.6	771	37
6. Franco Harris	1972-83	306	2,284	7.5	441	9
7. Charles Johnson	1994-98	250	3,400	13.6	641	15
8. Merrill Hoge	1987-93	241	2,054	8.5	40	13
9. Ray Mathews	1951-59	230	3,919	16.1	781	34
10. Buddy Dial	1959-63	229	4,723	20.6	881	42
11. Yancey Thigpen	1992-97	222	3,651	16.4	691	21
12. Bennie Cunningham	1976-85	202	2,879	14.3	48	20
13. Roy Jefferson	1965-69	199	3,671	18.4	841	29
14. Eric Green	1990-94	198	2,681	13.5	711	24
15. Ron Shanklin	1970-74	166	3,047	18.4	811	24
16. Plaxico Burress	2000-02	166	2,606	15.6	621	13
17. Lynn Chandois	1950-56	163	2,062	12.6	55	8
18. Courtney Hawkins	1997-00	160	1,829	11.4	441	5
19. Gary Ballman	1962-66	154	2,949	19.2	871	22
20. Dwight Stone	1987-94	152	2,460	16.2	90	12
21. Fran Rogel	1950-57	150	1,087	7.2	64	2
22. Dick Hoak	1961-70	146	1,452	9.9	48	8
23. Val Jansante	1946-51	144	2,214	15.4	66	13
24. Andre Hastings	1993-96	143	1,566	10.9	601	9

STEELERS INDIVIDUAL LEADERS

SCORING

Player	Years	Tot. TDs	TDRs	TDPs	PATs	FGs	Points
1. Gary Anderson	1982-94	0	0	0	416	309	1,343
2. Roy Gerela	1971-78	0	0	0	293	146	731
3. Franco Harris	1972-83	100	91	9	0	0	600
4. Norm Johnson	1995-98	0	0	0	137	105	452
5. John Stallworth	1974-87	64	1	63	0	0	384
6. Kris Brown	1999-01	0	0	0	98	80	336
7. Lynn Swann	1974-82	53	1	51	0	0	318
8. Jerome Bettis	1996-02	51	49	2	0	0	306
9. Mike Clark	1964-67	0	0	0	116	57	287
10. Lou Michaels	1961-63	0	0	0	91	62	277
11. Louis Lipps	1984-91	46	4	39	0	0	276
12. Ray Mathews	1951-59	43	13	30	1	0	261
13. Buddy Dial	1959-63	42	0	42	0	0	252
Kordell Stewart	1995-02	42	37	5	0	0	252
15. Elbie Nickel	1947-57	37	0	37	0	0	222

INTERCEPTIONS

Player	Years	No.	Yds.	Avg.	LG	TDs
1. Mel Blount	1970-83	57	736	12.9	52 t	2
2. Jack Butler	1951-59	52	827	15.9	52	4
3. Donnie Shell	1974-87	51	450	8.8	67	2
4. Rod Woodson	1990-96	38	779	20.5	63 t	5
5. Dwayne Woodruff	1979-85, 87-90	37	689	18.6	78 t	3
6. Mike Wagner	1971-80	36	491	13.6	65	0
7. Darren Perry	1992-98	32	505	16.8	42	1
Jack Ham	1971-82	32	218	6.8	32 t	1
9. Jack Lambert	1974-84	28	243	8.7	31	0
10. Glen Edwards	1971-77	25	652	26.1	86 t	1
Howard Hartley	1949-52	25	267	10.7	38	0
12. Clendon Thomas	1962-68	23	233	10.1	33	0

QUARTERBACK SACKS

Player	Years	Sacks
1. L.C. Greenwood	1969-81	73.5
2. Jason Gildon	1994-02	71.0
3. Joe Greene	1969-81	66.0
4. Keith Willis	1982-87, 89-91	59.0
5. Gary Lloyd	1988-97	53.5
6. Dwight White	1971-80	46.0
7. Ernie Holmes	1972-77	40.0
8. Kevin Greene	1993-95	35.5
9. Gary Dunn	1977-87	35.0
10. Steve Furness	1972-80	32.0
11. Mike Merriweather	1982-87	31.0
12. Joey Porter	1999-02	30.5
13. Chad Brown	1993-96	30.0
14. Jack Ham	1971-82	25.5
15. Keith Gary	1983-88	25.0
16. Gerald Williams	1986-94	24.5

OPPONENT FUMBLE RECOVERIES

Player	Years	No.
1. Jack Ham	1971-82	21
2. Donnie Shell	1974-87	19
3. Carnell Lake	1989-98	16
Joe Greene	1969-81	16
5. Jack Lambert	1974-84	15
6. Robin Cole	1977-87	14
L.C. Greenwood	1969-81	14
Greg Lloyd	1988-97	14
9. Mel Blount	1970-83	11
Mike Wagner	1971-80	11
11. Bryan Hinkle	1982-93	10
12. Jason Gildon	1994-02	9
Levon Kirkland	1992-00	9
David Little	1981-92	9
Gary Dunn	1977-87	9



STEELERS INDIVIDUAL LEADERS

SERVICE

Most Seasons

15	Mike Webster (1974-88)
14	Donnie Shell (1974-87)
14	John Stallworth (1974-87)
14	Larry Brown (1971-84)
14	Mel Blount (1970-83)
14	Terry Bradshaw (1970-83)
14	Ernie Stautner (1950-63)
13	Tunch Ilkin (1980-92)
13	Joe Greene (1969-81)
13	L.C. Greenwood (1969-81)
13	Jon Kolb (1969-81)
13	Sam Davis (1967-79)
13	Ray Mansfield (1964-76)
13	Gary Anderson (1982-94)
13	Dermontti Dawson (1988-00)

Most Games

220	Mike Webster (1974-88)
201	Donnie Shell (1974-87)
200	Mel Blount (1970-83)
197	Gary Anderson (1982-94)
182	Ray Mansfield (1964-76)
181	Dermontti Dawson (1988-00)
181	Joe Greene (1969-81)
179	David Little (1981-92)
177	Jon Kolb (1969-81)
176	Tunch Ilkin (1980-92)
174	L.C. Greenwood (1969-81)
173	Ernie Stautner (1950-63)

Most Consecutive Games Played

177	Mike Webster (1974-85)
170	Dermontti Dawson (1988-99)
168	Ray Mansfield (1964-76)

SCORING

Most Total Points

Career:

1,343	...	Gary Anderson (1982-94), 416 PATs, 309 FGs
731	...	Roy Gerela (1971-78), 293 PATs, 146 FGs
600	...	Franco Harris (1972-83), 100 TDs
452	...	Norm Johnson (1995-97), 116 PATs, 79 FGs
384	...	John Stallworth (1974-87), 64 TDs
336	...	Kris Brown (1999-01), 98 PATs, 80 FGs

Season:

141	...	Norm Johnson (1995), 39 PATs, 34 FGs
139	...	Gary Anderson (1985), 40 PATs, 33 FGs
124	...	Kris Brown (2001), 34 PATs, 30 FGs
123	...	Roy Gerela (1973), 36 PATs, 29 FGs
119	...	Gary Anderson (1983), 38 PATs, 27 FGs
119	...	Roy Gerela (1972), 35 PATs, 28 FGs
118	...	Gary Anderson (1988), 34 PATs, 28 FGs
117	...	Gary Anderson (1984), 45 PATs, 24 FGs
116	...	Gary Anderson (1993), 32 PATs, 28 FGs
113	...	Gary Anderson (1992), 29 PATs, 28 FGs
110	...	Lou Michaels (1962), 32 PATs, 28 FGs

Most Total Points (cont.)

107	Kris Brown (2000), 32 PATs, 25 FGs
106	Norm Johnson (1997), 40 PATs, 22 FGs
106	Norm Johnson (1996), 37 PATs, 23 FGs
105	Kris Brown (1999), 30 PATs, 25 FGs
104	Matt Bahr (1979), 50 PATs, 18 FGs
104	Gary Anderson (1994), 32 PATs, 24 FGs

Game:

24	Roy Jefferson (11/3/68 at Atlanta), 4 TDs
24	Ray Mathews (10/17/54 vs. Cleveland), 4 TDs

Most Touchdowns

Career:

100	Franco Harris (1972-83)
64	John Stallworth (1974-87)
53	Lynn Swann (1974-82)
51	Jerome Bettis (1996-02)
46	Louis Lipps (1984-91)
43	Ray Mathews (1951-59)
42	Buddy Dial (1959-63)
42	Kordell Stewart (1995-02)
37	Elbie Nickel (1947-57)
34	Merril Hoge (1987-93)

Season:

15	Louis Lipps (1985)
14	Franco Harris (1976)
12	Franco Harris (1979)
12	Roy Jefferson (1968)
12	Buddy Dial (1961)
12	Hines Ward (2002)

Game:

4	Roy Jefferson (11/3/68 at Atlanta)
4	Ray Mathews (10/17/54 vs. Cleveland)
3	Richard Huntley (9/12/99 at Cleveland)
3	Charles Johnson (11/1/98 vs. Tennessee)
3	Yancey Thigpen (12/7/97 vs. Denver)
3	Jerome Bettis (11/30/97 at Arizona) (OT)
3	Bam Morris (11/19/95 at Cincinnati)
3	Erric Pegram (11/5/95 at Chicago)
3	Barry Foster (9/27/93 at Atlanta)
3	Merril Hoge (10/29/90 vs. L.A. Rams)
3	Eric Green (10/14/90 at Denver)
3	Merril Hoge (11/26/89 at Miami)
3	Walter Abercrombie (12/13/86 at N.Y. Jets)
3	Weegie Thompson (11/2/86 vs. Green Bay)
3	Louis Lipps (9/8/85 vs. Indianapolis)
3	John Stallworth (11/25/84 vs. San Diego)
3	John Stallworth (11/4/84 vs. Houston)
3	Jim Smith (9/28/80 vs. Chicago)
3	Rocky Bleier (12/5/76 vs. Tampa Bay)
3	Steve Davis (9/22/74 at Denver)
3	Franco Harris (10/29/72 at Buffalo)
3	Earl Gros (12/21/69 vs. New Orleans)
3	John Henry Johnson (10/10/64 at Cleveland)



STEELERS INDIVIDUAL LEADERS

Most Field Goals

Career:

309	Gary Anderson (1982-94)
146	Roy Gerela (1971-78)
83	Norm Johnson (1995-98)
80	Kris Brown (1999-01)
62	Lou Michaels (1961-63)

Season:

34	Norm Johnson (1995)
33	Gary Anderson (1985)
30	Kris Brown (2001)
29	Roy Gerela (1973)
28	Gary Anderson (1993)
28	Gary Anderson (1992)
28	Gary Anderson (1988)
28	Roy Gerela (1972)
27	Gary Anderson (1983)
26	Norm Johnson (1998)

Game:

6	Jeff Reed (12/1 vs. Jacksonville)
		Gary Anderson (12/23/88 vs. Denver)

LONGEST FIELD GOALS

55	Gary Anderson (11/25/84 vs. San Diego)
55	Kris Brown (10/14/01 at Kansas City)
54	Gary Anderson (12/8/91 at Houston)
53	Gary Anderson (10/21/84 at Indianapolis)
52	Kris Brown (11/12/00 vs. Philadelphia)
52	Norm Johnson (11/9/97 at Baltimore)
52	Gary Anderson (11/13/88 vs. Philadelphia)
52	Gary Anderson (11/22/87 at Cincinnati)
52	Gary Anderson (11/17/85 at Houston)
51	Kris Brown (10/25/99 vs. Atlanta)
50	Jeff Reed (12/1/02 at Jacksonville)
50	Norm Johnson (11/19/95 at Cincinnati)
50	Gary Anderson (9/13/87 vs. San Francisco)
50	Gary Anderson (11/6/94 at Houston)
50	Lou Michaels (9/15/63 at Philadelphia)

Most Field Goal Attempts

Career:

395	Gary Anderson (1982-94)
227	Roy Gerela (1971-78)
127	Norm Johnson (1995-98)
109	Lou Michaels (1961-63)

Season:

44	Kris Brown (2001)
43	Roy Gerela (1973)
42	Gary Anderson (1985)
41	Norm Johnson (1995)
41	Roy Gerela (1972)
41	Lou Michaels (1963)

Game:

8	Lou Michaels (12/2/62 at St. Louis)
---	-------	-------------------------------------

Highest Field Goal Percentage

Career:

82.7	Norm Johnson (1995-98) (105-127)
------	-------	----------------------------------

Highest Field Goal Percentage (cont.)

78.2	Gary Anderson (1982-94) (395-309)
77.7	Kris Brown (1999-01) (81-104)
64.3	Roy Gerela (1971-78) (227-146)

Season:

93.3	Gary Anderson (1993) (30-28)
89.4	Jeff Reed (2002) (17-19)
88.0	Norm Johnson (1997) (22-25)
86.2	Kris Brown (1999) (25-29)
87.0	Gary Anderson (1983) (31-27)
83.3	Kris Brown (2000) (25-30)
83.3	Gary Anderson (1982) (12-10)
82.9	Norm Johnson (1995) (41-34)
82.8	Gary Anderson (1994) (29-24)
81.5	Gary Anderson (1987) (27-22)
81.0	Roy Gerela (1975) (21-17)
80.0	Gary Anderson (1990) (25-20)
78.6	Gary Anderson (1985) (42-33)
77.8	Gary Anderson (1992) (36-28)
77.8	Gary Anderson (1988) (36-28)
76.7	Norm Johnson (1996) (30-23)

Most Consecutive Field Goals Made

19	Gary Anderson (1994)
----	-------	----------------------

Most Extra Points

Career:

416	Gary Anderson (1982-94)
293	Roy Gerela (1971-78)
116	Mike Clark (1964-67)

Season:

50	Matt Bahr (1979)
45	Gary Anderson (1984)
44	Roy Gerela (1975 & 1978)
40	Norm Johnson (1997)
40	Gary Anderson (1985)
40	Roy Gerela (1976)

Game:

8	Gary Kerkorian (11/30/52 vs. N.Y. Giants)
---	-------	---

Most Extra Point Attempts

Career:

420	Gary Anderson (1982-94)
306	Roy Gerela (1971-78)

Season:

52	Matt Bahr (1979)
----	-------	------------------

Game:

8	Gary Kerkorian (11/30/52 vs. N.Y. Giants)
---	-------	---

Most Consecutive Extra Points Made

Career:

202	Gary Anderson (began 9/11/83 at Green Bay to 12/4/88 at Houston)
137	Norm Johnson (began 9/3/95 vs. Detroit to 12/20/98 vs. Cincinnati)



STEELERS INDIVIDUAL LEADERS

RUSHING

Most Yards Rushing

Career:

1. Franco Harris (1972-83)	11,950
2. Jerome Bettis (1996-02)	8,451
3. John Henry Johnson (1960-65)	4,383
4. Frank Pollard (1980-88)	3,989
5. Dick Hoak (1961-70)	3,965
6. Barry Foster (1990-94)	3,943
7. Walter Abercrombie (1982-87)	3,343
8. Rocky Bleier (1968, 1970-80)	3,271
9. Fran Rogel (1950-57)	3,271
10. Merrill Hoge (1987-93)	3,115
11. John "Frenchy" Fuqua (1970-76)	2,942
12. Tom Tracy (1958-63)	2,712
13. Kordell Stewart (1995-02)	2,561
14. Terry Bradshaw (1970-83)	2,255
15. Preston Pearson (1970-74)	2,243
16. Lynn Chandnois (1950-56)	1,934
17. Earnest Jackson (1986-88)	1,921
18. Sidney Thornton (1977-82)	1,512
19. Bill Dudley (1942, 1945-46)	1,505
20. Joe Geri (1949-51)	1,500

Season:

1. Barry Foster (1992)	1,690
2. Jerome Bettis (1997)	1,665
3. Jerome Bettis (1996)	1,431
4. Jerome Bettis (2000)	1,341
5. Franco Harris (1975)	1,246
6. Franco Harris (1979)	1,186
7. Jerome Bettis (1998)	1,185
8. Franco Harris (1977)	1,162
9. John Henry Johnson (1962)	1,141
10. Franco Harris (1976)	1,128

Game:

1. John Fuqua (12/20/70 at Philadelphia)	218
2. John Henry Johnson (10/10/64 at Cleveland)	200
3. Barry Foster (9/13/92 vs. New York Jets)	190
4. John Henry Johnson (12/11/60 vs. Philadelphia)	182
5. Franco Harris (11/20/77 vs. Dallas)	179
6. Barry Foster (9/18/94 vs. Indianapolis)	179
7. Barry Foster (11/22/92 vs. Indianapolis)	168
8. Dick Hoak (10/20/69 vs. New Orleans)	166
9. Jerome Bettis (10/12/97 vs. Indianapolis)	164

Most 100-Yard Rushing Games

Career:

1. Franco Harris (1972-83)	47
2. Jerome Bettis (1996-02)	43
3. Barry Foster (1990-94)	20
4. John Henry Johnson (1960-65)	15
5. Earnest Jackson (1986-88)	7
6. John Fuqua (1970-76)	7

Season:

1. Barry Foster (1992)	12
2. Jerome Bettis (1997)	10
3. Jerome Bettis (1996)	10

Most 100-Yard Rushing Games (cont.)

4. Franco Harris (1972)	7
5. Jerome Bettis (2000)	7
6. Jerome Bettis (1998)	6
7. Franco Harris (1976)	6
8. Franco Harris (1975)	6
9. Franco Harris (1974)	6
10. Franco Harris (1979, 1983)	5
11. Jerome Bettis (2001)	5

Most Rushing Attempts

Career:

1. Franco Harris (1972-83)	2,881
2. Jerome Bettis (1996-02)	2,077
3. Dick Hoak (1961-70)	1,132
4. John Henry Johnson (1960-65)	1,025
5. Frank Pollard (1980-88)	953
6. Rocky Bleier (1968, 1970-80)	928
7. Barry Foster (1990-94)	915
8. Fran Rogel (1950-57)	900
9. Walter Abercrombie (1982-87)	842
10. Merrill Hoge (1987-93)	819

Season:

1. Barry Foster (1992)	390
2. Jerome Bettis (1997)	375
3. Jerome Bettis (2000)	355
4. Jerome Bettis (1996)	320
5. Jerome Bettis (1998)	316
6. Franco Harris (1978)	310
7. Franco Harris (1977)	300
8. Jerome Bettis (1999)	299
9. Franco Harris (1976)	289
10. John Henry Johnson (1962)	251

Game:

1. Franco Harris (10/17/76 vs. Cincinnati)	41
2. Amos Zereoue (11/10/02 vs. Atlanta)	37
3. Jerome Bettis (11/30/97 at Arizona)	36
4. Rocky Bleier (10/26/75 at Green Bay)	35
5. Jerome Bettis (11/9/98 vs. Green Bay)	34
6. Jerome Bettis (10/19/97 at Cincinnati)	34
7. Jerome Bettis (10/22/00 vs. Cleveland)	33
8. Jerome Bettis (12/26/99 vs. Carolina)	33
9. Jerome Bettis (10/26/98 at Kansas City)	33
10. Barry Foster (12/6/92 vs. Seattle)	33
11. Barry Foster (9/13/92 vs. New York Jets)	33
12. Franco Harris (12/2/79 vs. Cincinnati)	32
13. Barry Foster (12/18/94 vs. Cincinnati)	32

Most Rushing Touchdowns

Career:

1. Franco Harris (1972-83)	91
2. Jerome Bettis (1996-02)	49
3. Kordell Stewart (1995-02)	37
4. Terry Bradshaw (1970-83)	32
5. John Henry Johnson (1960-65)	26
6. Barry Foster (1990-94)	26
7. Dick Hoak (1961-70)	25
8. Rocky Bleier (1968, 1970-80)	23

STEELERS INDIVIDUAL LEADERS

Most Rushing Touchdowns (cont.)

9. Walter Abercrombie (1982-87)	22
10. Merrill Hoge (1987-93)	21
Frenchy Fuqua (1970-76)	21

Game:

1. Jerome Bettis (11/30/97 at Arizona)	3
Bam Morris (11/19/95 at Cincinnati)	3
Barry Foster (9/27/93 at Atlanta)	3
Merrill Hoge (11/26/89 at Miami)	3
Rocky Bleier (12/5/76 at Tampa Bay)	3
Earl Gros (12/21/69 at New Orleans)	3
John Henry Johnson (10/10/64 at Cleveland) ...	3
(several tied with 2)	

Highest Rushing Average

Career: (minimum 1,500 yards)

1. Kordell Stewart	5.23
2. Terry Bradshaw (1970-83)	5.05
3. Bill Dudley (1942, 1945-46)	4.39
4. Barry Foster (1990-94)	4.31
5. John Henry Johnson (1960-65)	4.28
6. Sidney Thornton (1977-82)	4.25
7. Frenchy Fuqua (1970-76)	4.21
8. Frank Pollard (1980-88)	4.18
9. Rocky Bleier (1968, 1970-80)	4.16
10. Franco Harris (1972-83)	4.15

Season:

1. Kordell Stewart (2001)	5.8
2. Franco Harris (1972)	5.6
3. Sidney Thornton (1979)	5.0
Frenchy Fuqua (1970)	5.0
5. Dick Hoak (1968)	4.9
6. Franco Harris (1975)	4.8
Franco Harris (1974)	4.8
8. Rocky Bleier (1976)	4.7
9. Frank Pollard (1981)	4.6
10. Jerome Bettis (1996)	4.5
Frank Pollard (1983)	4.5

LONGEST RUSHING PLAYS

1. Bobby Gage (12/4/49 at Chicago Bears)	97
2. John Henry Johnson (12/11/60 vs. Philadelphia) ..	87
3. Frenchy Fuqua (12/20/70 at Philadelphia)	85
4. Kordell Stewart (12/22/96 at Carolina)	80
5. Dick Hoak (10/20/68 vs. New Orleans)	77
6. Franco Harris (11/19/72 at Cleveland)	75
7. Sidney Thornton (9/23/79 vs. Baltimore)	75
8. Buist Warren (11/11/45 vs. Chicago Cards)	75
9. Kordell Stewart (10/4/97 at Baltimore)	74
10. Bill Asbury (9/17/67 vs. Chicago)	73

PASSING

Most Yards Passing

Career:

1. Terry Bradshaw (1970-83)	27,989
2. Kordell Stewart (1995-02)	13,328
3. Neil O'Donnell (1990-95)	12,867
4. Bubby Brister (1986-92)	10,104
5. Bobby Layne (1958-62)	8,983

Most Yards Passing (cont.)

6. Jim Finks (1949-55)	8,854
7. Mark Malone (1980-87)	8,582
8. Mike Tomczak (1993-99)	6,649
9. Ed Brown (1962-65)	5,821
10. Bill Nelson (1963-67)	4,440

Season:

1. Terry Bradshaw (1979)	3,724
2. Terry Bradshaw (1980)	3,339
3. Neil O'Donnell (1993)	3,208
4. Kordell Stewart (2001)	3,109
5. Kordell Stewart (1997)	3,020
6. Ed Brown (1963)	2,982
7. Neil O'Donnell (1995)	2,970
8. Terry Bradshaw (1978)	2,915
9. Terry Bradshaw (1981)	2,887
10. Tommy Maddox (2002)	2,836
11. Mike Tomczak (1996)	2,767

Game:

1. Tommy Maddox (11/10/02 vs. Atlanta) ..	473
2. Bobby Layne (12/13/58 vs. Chicago Cards) ..	409
3. Neil O'Donnell (11/13/95 at Cincinnati) ..	377
4. Mark Malone (9/30/85 vs. Cincinnati)	374
5. Terry Bradshaw (11/25/79 vs. Cleveland) ..	364
6. Neil O'Donnell (10/19/95 vs. Cincinnati) ..	359
7. Neil O'Donnell (10/24/93 at Cleveland)	355
8. Bubby Brister (10/14/90 at Denver)	353
9. Mark Malone (12/21/86 vs. Kansas City) ..	351
10. Joe Gilliam (9/22/74 at Denver)	348
11. Mike Tomczak (11/20/94 vs. Miami)	343
12. Neil O'Donnell (10/29/95 vs. Jacksonville) ..	341
13. Terry Bradshaw (12/27/79 vs. Cincinnati) ..	339
14. Mike Tomczak (10/7/96 vs. Kansas City)	338
15. Jim Finks (11/5/55 vs. Chicago Cardinals) ..	337
16. Bill Nelson (12/18/66 vs. Atlanta)	334

Most 300-Yard Passing Games

Career:

1. Neil O'Donnell (1990-95)	5
2. Terry Bradshaw (1970-83)	4
3. Tommy Maddox (2001-02)	3
Mike Tomczak (1993-99)	3
Kordell Stewart (1995-02)	3
Bubby Brister (1986-92)	3
Jim Finks (1949-55)	3
8. Mark Malone (1980-87)	2

Season:

1. Neil O'Donnell (1995)	4
2. Terry Bradshaw (1979)	3
3. Tommy Maddox (2001-02)	2
Kordell Stewart (1997)	2
Bubby Brister (1988)	2

Most Passing Attempts

Career:

1. Terry Bradshaw (1970-83)	3,901
2. Kordell Stewart (1995-02)	2,107



STEELERS INDIVIDUAL LEADERS

Most Passing Attempts (cont.)

3. Neil O'Donnell (1990-95)	1,871
4. Bubby Brister (1986-92)	1,477
5. Jim Finks (1949-55)	1,382
6. Mark Malone (1980-87)	1,374
7. Bobby Layne (1958-62)	1,156
8. Mike Tomczak (1993-99)	973
9. Ed Brown (1962-65)	736
10. Bill Nelson (1963-67)	589

Season:

1. Neil O'Donnell (1993)	486
2. Terry Bradshaw (1979)	472
3. Kordell Stewart (1998)	458
4. Kordell Stewart (2001)	442
5. Kordell Stewart (1997)	440
6. Mark Malone (1986)	425
7. Terry Bradshaw (1980)	424
8. Neil O'Donnell (1995)	416
8. Mike Tomczak (1996)	401
9. Bubby Brister (1990)	387
10. Cliff Stoudt (1983)	381
11. Tommy Maddox (2002)	377
12. Terry Bradshaw (1971)	373
13. Neil O'Donnell (1994)	370
Bubby Brister (1988)	370
Terry Bradshaw (1981)	370
16. Terry Bradshaw (1978)	368

Game:

1. Tommy Maddox (12/8/02 vs. Houston) .57	
2. Neil O'Donnell (12/24/95 at Green Bay)	55
3. Neil O'Donnell (10/19/95 vs. Cincinnati)	52
4. Joe Gilliam (9/22/74 at Denver)	50
5. Bobby Layne (12/13/58 vs. Chicago Cards) .49	
Jim Finks (11/5/55 at Chicago Cards)	49
7. Kordell Stewart (12/13/97 at N.E.)	48
Mark Malone (9/15/86 vs. Denver)	48
9. Mike Tomczak (12/18/99 at Kansas City)	46
Kent Nix (10/22/67 vs. Dallas)	46
11. Mark Malone (9/16/85 at Cleveland)	45

Most Passes Completed

Career:

1. Terry Bradshaw (1970-83)	2,025
2. Kordell Stewart (1995-02)	1,190
3. Neil O'Donnell (1990-95)	1,069
4. Bubby Brister (1986-92)	776
5. Mark Malone (1980-87)	690
6. Jim Finks (1949-55)	661
7. Bobby Layne (1958-62)	569
8. Mike Tomczak (1993-99)	546
9. Ed Brown (1962-65)	339
10. Bill Nelson (1963-67)	274

Season:

1. Neil O'Donnell (1993)	270
2. Kordell Stewart (2001)	266
3. Terry Bradshaw (1979)	259

Most Passes Completed (cont.)

4. Kordell Stewart (1998)	252
5. Neil O'Donnell (1995)	246
6. Kordell Stewart (1997)	236
7. Tommy Maddox (2002)	234
8. Bubby Brister (1990)	223
9. Mike Tomczak (1996)	222
10. Terry Bradshaw (1980)	218
11. Mark Malone (1986)	216
12. Neil O'Donnell (1994)	212
13. Terry Bradshaw (1978)	207
14. Terry Bradshaw (1971)	203

Game:

1. Neil O'Donnell (11/5/95 at Chicago)	34
2. Neil O'Donnell (12/24/95 at Green Bay)	33
3. Joe Gilliam (9/22/74 at Denver)	31
4. Tommy Maddox (12/8/02 vs. Houston) .30	
Terry Bradshaw (11/25/79 vs. Cleveland) 30	
Neil O'Donnell (10/19/95 vs. Cincinnati)	30
7. Terry Bradshaw (9/19/82 vs. Cincinnati) ..	29
8. Tommy Maddox (11/10/02 vs. Atlanta) .28	
Kent Nix (10/22/67 vs. Dallas)	28
10. Jim Finks (9/26/54 at Green Bay)	27
11. Kordell Stewart (12/13/97 at New	
England)	26
Mike Tomczak (11/20/94 vs. Miami)	26
Mark Malone (9/30/85 vs. Cincinnati)	26
14. Kordell Stewart (11/22/98 vs.	
Jacksonville)	25
Kordell Stewart (10/26/97 vs.	
Jacksonville)	25
Neil O'Donnell (10/24/93 vs. Cleveland) ...	25

Most Consecutive Passes Completed

1. Bubby Brister (10/1/89 at Detroit)	15
2. Bill Nelson (12/18/66 at Atlanta [1];	
9/17/67 vs. Chicago [2])	13
3. Tommy Maddox	
(10/27/02 at Baltimore)	11
Bubby Brister (12/27/92 vs. Cleveland)	11
Neil O'Donnell (10/11/92 at Cleveland)	11
Mark Malone (11/25/84 vs. San Diego)	11

Highest Completion Percentage

Career: (Minimum 500 Attempts)

1. Neil O'Donnell (2,025-3,901, 1990-95)	57.1%
2. Mike Tomczak (546-973, 1993-99)	56.1%
3. Kordell Stewart (1,190-2,107, 1995-02)	56.4%
4. Bubby Brister (776-1,477, 1986-92)	52.5%
5. Terry Bradshaw (2,025-3,901, 1970-83) ...	51.9%
6. Mark Malone (690-1,374, 1980-87)	50.2%
7. Bobby Layne (569-1,156, 1958-62)	49.2%
8. Jim Finks (661-1,382, 1949-55)	47.8%
Dick Shiner (245-513, 1968-69)	47.8%
10. Bill Nelson (274-589, 1963-67)	46.5%



STEELERS INDIVIDUAL LEADERS

Highest Completion Percentage (cont.)

Season: (Minimum 250 Attempts)

1. Tommy Maddox (234-377, 2002)	62.1%
2. Kordell Stewart (266-442, 2001)	60.2%
3. Neil O'Donnell (185-313, 1992, 246-416, 1995)	59.1%
4. Kordell Stewart (160-275, 1999)	58.2%
5. Terry Bradshaw (165-286, 1975)	57.7%
6. Bobby Brister (223-387, 1990)	57.6%
7. Neil O'Donnell (212-370, 1994)	57.3%
8. Terry Bradshaw (207-368, 1978)	56.3%
9. Neil O'Donnell (270-486, 1993)	55.6%
10. Mike Tomczak (222-401, 1996)	55.4%
11. Kordell Stewart (252-458, 1998)	55.0%
12. Terry Bradshaw (259-472, 1979)	54.9%
13. Bobby Brister (187-342, 1989)	54.7%
14. Neil O'Donnell (156-286, 1991)	54.5%
15. Terry Bradshaw (203-373, 1971)	54.4%
16. Terry Bradshaw (201-370, 1981)	54.3%

Game: (Minimum 20 Attempts)

1. Kordell Stewart (22-36, 11/24/02 vs. Cin.)	84.6%
2. Neil O'Donnell (21-25, 9/19/93 vs. Cincinnati)	84.0%
3. Mark Malone (18-22, 11/25/84 vs. San Diego)	81.8%
4. Mike Tomczak (22-27, 10/27/96 at Atlanta)	81.5%
5. Kordell Stewart (22-28, 11/15/98 at Tenn.)	78.6%
6. Neil O'Donnell (25-32, 10/11/92 at Cleveland)	78.1%
7. Neil O'Donnell (24-31, 11/19/95 at Cincinnati)	77.4%
8. Bobby Brister (21-27, 10/1/89 at Detroit)	77.8%
9. Neil O'Donnell (19-25, 9/27/93 at Atlanta)	76.0%
10. Bobby Brister (22-29, 9/15/91 vs. New England)	75.9%
11. Tommy Maddox (18-24, 10/27/02 at Baltimore)	75.0%
Bobby Brister (18-24, 11/25/90 at New York Jets)	75.0%
Bobby Brister (21-28, 10/14/90 at Denver)	75.0%
Terry Bradshaw (15-20, 12/5/82 vs. Kansas City)	75.0%
Terry Bradshaw (18-24, 10/22/79 vs. Denver)	75.0%
Terry Bradshaw (21-28, 9/21/75 at San Diego)	75.0%

Most Touchdown Passes

Career:

1. Terry Bradshaw (1970-83)	212
2. Kordell Stewart (1995-02)	70
3. Neil O'Donnell (1990-95)	68
4. Bobby Layne (1958-62)	67
5. Jim Finks (1949-55)	55
6. Mark Malone (1980-87)	54
7. Bobby Brister (1986-92)	51
8. Mike Tomczak (1993-98)	37
9. Ed Brown (1962-65)	30
10. Bill Nelsen (1963-67)	28
11. Dick Shiner (1968-69)	25

Season:

1. Terry Bradshaw (1978)	28
2. Terry Bradshaw (1979)	26
3. Terry Bradshaw (1980)	24
4. Terry Bradshaw (1981)	22
5. Kordell Stewart (1997)	21
Ed Brown (1963)	21

Most Touchdown Passes (cont.)

7. Tommy Maddox (2002)	20
Bobby Brister (1990)	20
Bobby Layne (1959)	20
Jim Finks (1952)	20
11. Terry Bradshaw (1975)	18

Game:

1. Mark Malone (9/8/85 vs. Indianapolis)	5
Terry Bradshaw (11/15/81 at Atlanta)	5
3. Tommy Maddox (11/10/02 vs. Atlanta)	4
Bobby Brister (12/23/90 vs. Cleveland)	4
Bobby Brister (10/29/90 vs. L.A. Rams)	4
Bobby Brister (10/14/90 at Denver)	4
Mark Malone (11/25/84 vs. San Diego)	4
Terry Bradshaw (9/28/80 vs. Chicago)	4
Terry Bradshaw (11/4/79 vs. Washington)	4
Dick Shiner (11/24/68 vs. San Francisco)	4
Ed Brown (10/27/63 vs. Dallas)	4
Jim Finks (10/17/54 vs. Cleveland)	4
Jim Finks (11/30/52 vs. N.Y. Giants)	4
Jim Finks (11/16/52 at Cleveland)	4

Most Passes Had Intercepted

Career:

1. Terry Bradshaw (1970-83)	210
2. Jim Finks (1949-55)	88
3. Bobby Layne (1958-62)	81
4. Kordell Stewart (1995-02)	72
5. Mark Malone (1980-87)	68

Season:

1. Jim Finks (1955)	26
2. Terry Bradshaw (1979)	25
3. Terry Bradshaw (1970)	24
4. Terry Bradshaw (1971, 1980)	22

Game:

1. Tommy Wade (12/12/65 vs. Philadelphia)	7
2. Mark Malone (9/20/87 at Cleveland)	5
Terry Bradshaw (11/18/79 at San Diego)	5
Terry Bradshaw (10/30/77 at Baltimore)	5
John Gildea (12/1/35 at Boston)	5
6. Mike Tomczak (12/18/99 at Kansas City)	4
Neil O'Donnell (9/25/94 at Seattle)	4
Kordell Stewart (12/30/01 at Cin.)	4

Highest Passer Rating (among qualifiers)

Career:

1. Tommy Maddox (2001-02)	86.2
2. Neil O'Donnell (1990-95)	81.6
3. Kordell Stewart (1995-02)	72.3
4. Mike Tomczak (1993-99)	72.0
5. Terry Bradshaw (1970-83)	71.1
6. Bobby Layne (1958-62)	70.7
7. Bobby Brister (1986-92)	69.8
8. Bill Nelsen (1963-67)	67.0



STEELERS INDIVIDUAL LEADERS

Highest Passer Rating (among qualifiers) (cont.)

Season:

1. Terry Bradshaw (1975)	87.8
2. Neil O'Donnell (1995)	87.7
3. Tommy Maddox (2002)	85.2
4. Terry Bradshaw (1978)	84.8
5. Terry Bradshaw (1981)	84.0
6. Neil O'Donnell (1992)	83.6
7. Kordell Stewart (2001)	81.7
8. Bobby Brister (1990)	81.6
9. Terry Bradshaw (1982)	81.4
10. Neil O'Donnell (1993)	79.5

PASS RECEIVING

Most Receptions

Career:

1. John Stallworth (1974-87)	537
2. Louis Lipps (1984-91)	358
3. Lynn Swann (1974-82)	336
4. Hines Ward (1998-02)	330
5. Elbie Nickel (1947-57)	329
6. Franco Harris (1972-83)	306
7. Charles Johnson (1994-98)	250
8. Merrill Hoge (1987-93)	241
9. Ray Mathews (1951-59)	230
10. Buddy Dial (1959-63)	229
11. Yancey Thigpen (1992-97)	222
12. Bennie Cunningham (1976-85)	202
13. Roy Jefferson (1965-69)	199
14. Eric Green (1990-94)	198
15. Plaxico Burress (2000-02)	166
Ron Shanklin (1970-75)	166

Season:

1. Hines Ward (2002)	112
2. Hines Ward (2001)	94
3. Yancey Thigpen (1995)	85
4. John Stallworth (1984)	80
5. Yancey Thigpen (1997)	79
6. Plaxico Burress (2002)	78
7. John Stallworth (1985)	75
8. Andre Hastings (1996)	72
9. John Stallworth (1979)	70
10. Roy Jefferson (1969)	67
11. Courtney Hawkins (1998)	66
Plaxico Burress (2001)	66
13. Charles Johnson (1998)	65
14. Eric Green (1993)	63
John Stallworth (1981)	63
16. Elbie Nickel (1953)	62
17. Hines Ward (1999)	61
Troy Edwards (1999)	61
Lynn Swann (1978)	61

*Steelers Rookie Record

Game:

1. Courtney Hawkins (11/1/98 vs. Tennessee)	14
2. J.R. Wilburn (10/22/67 vs. Dallas)	12
3. Hines Ward (11/10/02 vs. Atlanta)	11

Most Receptions (cont.)

Yancey Thigpen (10/26/97 vs. Jacksonville)	11
John Stallworth (9/30/85 vs. Cincinnati)	11
Roy Jefferson (11/3/68 at Atlanta)	11
6. Hines Ward (12/9/01 vs. N.Y. Jets)	10
Hines Ward (11/17/02 at Tennessee)	10
Yancey Thigpen (9/24/95 vs. Minnesota)	10
(11/5/95 at Chicago)	
Andre Hastings (9/18/95 at Miami)	10
Dick Compton (10/7/67 at Cleveland)	10
Elbie Nickel (12/14/52 at Los Angeles)	10
Val Jansante (10/30/49 vs. Philadelphia)	10

Most Yards Receiving

Career:

1. John Stallworth (1974-87)	8,723
2. Louis Lipps (1984-91)	6,016
3. Lynn Swann (1974-82)	5,462
4. Elbie Nickel (1947-57)	5,133
5. Buddy Dial (1959-63)	4,723
6. Ray Mathews (1951-59)	3,919
7. Hines Ward (1998-02)	3,888
8. Roy Jefferson (1965-69)	3,671
9. Yancey Thigpen (1992-97)	3,641
10. Charles Johnson (1994-98)	3,400
11. Ron Shanklin (1970-75)	3,047
12. Gary Ballman (1962-66)	2,949
13. Bennie Cunningham (1976-85)	2,879
14. Eric Green (1990-94)	2,681
15. Plaxico Burress (2000-02)	2,606
16. Dwight Stone (1987-94)	2,460

Season:

1. Yancey Thigpen (1997)	1,398
2. John Stallworth (1984)	1,395
3. Hines Ward (2002)	1,329
4. Plaxico Burress (2002)	1,325
5. Yancey Thigpen (1995)	1,307
6. Buddy Dial (1963)	1,295
7. John Stallworth (1979)	1,183
8. Louis Lipps (1985)	1,134
9. John Stallworth (1981)	1,098
10. Roy Jefferson (1969)	1,079
11. Roy Jefferson (1968)	1,074
12. Plaxico Burress (2001)	1,008
Charles Johnson (1996)	1,008
13. Hines Ward (2001)	1,003

Game:

1. Plaxico Burress (11/10/02 vs. Atlanta)	253
2. Buddy Dial (10/22/61 vs. Cleveland)	235
3. Jimmy Orr (12/13/58 vs. Chicago Cardinals)	205
4. Elbie Nickel (12/14/52 at Los Angeles Rams)	202
5. Roy Jefferson (11/3/68 at Atlanta)	199
6. Yancey Thigpen (10/26/97 vs. Jacksonville)	196
7. Jeff Graham (12/19/93 vs. Houston)	192
Lynn Swann (12/2/79 vs. Cincinnati)	192
9. Louis Lipps (9/2/84 vs. Kansas City)	183
10. Yancey Thigpen (12/7/97 vs. Denver)	175
11. Hines Ward (11/17/02 at Tennessee)	168
12. John Stallworth (9/2/84 vs. Kansas City)	167



STEELERS INDIVIDUAL LEADERS

Most 100-Yard Receiving Games

Career:

1. John Stallworth (1974-87)	25
2. Louis Lipps (1984-91)	16
3. Lynn Swann (1974-82)	10
Yancey Thigpen (1992-97)	10
5. Plaxico Burress (2000-02)	8
6. Charles Johnson (1994-98)	7
7. Hines Ward (1998-02)	6

Season:

1. John Stallworth (1984)	7
2. Yancey Thigpen (1997)	6
3. Louis Lipps (1989)	5
4. Hines Ward (2002)	4
Plaxico Burress (2002)	4
Charles Johnson (1996)	4
Yancey Thigpen (1995)	4
Louis Lipps (1985)	4
John Stallworth (1981)	4
Theo Bell (1980)	4

Most Touchdowns Receiving

Career:

1. John Stallworth (1974-87)	63
2. Lynn Swann (1974-82)	51
3. Buddy Dial (1959-63)	42
4. Louis Lipps (1984-91)	39
5. Elbie Nickel (1947-57)	37
6. Ray Mathews (1951-59)	34
7. Roy Jefferson (1965-69)	29
8. Hines Ward (1998-02)	27
9. Eric Green (1990-94)	24
Jim Smith (1977-82)	24
Ron Shanklin (1970-75)	24

Season:

1. Hines Ward (2002)	12
Louis Lipps (1985)	12
Buddy Dial (1961)	12
4. John Stallworth (1984)	11
Lynn Swann (1978, 1975)	11
Roy Jefferson (1968)	11
7. Ron Shanklin (1973)	10
8. Louis Lipps (1984)	9
Jim Smith (1980)	9
John Stallworth (1978)	9
Roy Jefferson (1969)	9

Game:

1. Roy Jefferson (11/3/68 at Atlanta)	4
2. Charles Johnson (11/1/98 vs. Tennessee)	3
Yancey Thigpen (12/7/97 vs. Denver)	3
Eric Green (10/14/90 at Denver)	3
Weegie Thompson (11/2/86 vs. Green Bay)	3
Louis Lipps (9/8/85 vs. Indianapolis)	3
John Stallworth (11/4/84 vs. Houston)	3
11/25/84 vs. San Diego)	3
Jim Smith (9/28/80 vs. Chicago)	3
Ray Mathews (10/17/54 vs. Cleveland)	3

Most Consecutive Games Caught Pass

72 Hines Ward (began 11/9/98 vs. Green Bay to present)
--

LONGEST PASS PLAYS

1. Kordell Stewart to Bobby Shaw	90t
(12/16/01 at Baltimore)	
Bubby Brister to Dwight Stone	90
(10/14/90 at Denver)	
Terry Bradshaw to Mark Malone	90t
(11/8/81 at Seattle)	
4. Neil O'Donnell to Dwight Stone	89t
(9/1/91 vs. San Diego)	
Bubby Brister to Louis Lipps	89t
(11/13/88 vs. Philadelphia)	
6. Rudy Bukich to Budd Dial	88t
(10/22/61 vs. Cleveland)	
7. Terry Bradshaw to Dave Smith	87t
(12/6/70 vs. Green Bay)	
Bill Nelsen to Gary Ballman	87t
(11/28/65 vs. Cleveland)	
9. Mike Tomczak to Charles Johnson	84t
(12/24/94 at San Diego)	
Ron Smith to Roy Jefferson	84t
(9/18/66 vs. Detroit)	
11. Terry Bradshaw to Ron Shanklin	81t
(11/29/70 vs. Cleveland)	
12. Bubby Brister to Louis Lipps	80t
(12/4/88 at Houston)	
Bubby Brister to Louis Lipps	80t
(9/11/88 at Washington)	
David Woodley to Louis Lipps	80t
(9/2/84 vs. Kansas City)	
Merly Condit to Bill Dudley	80t
(10/27/46 vs. Boston)	

PUNTING

Most Punts

Career:

1. Bobby Walden (1968-77)	716
2. Josh Miller (1996-02)	488
3. Craig Colquitt (1978-81, 1983-84)	429
4. Harry Newsome (1985-89)	375
5. Mark Royals (1992-94)	259

Season:

1. Mark Royals (1994)	97
2. Josh Miller (2000)	90
3. Mark Royals (1993)	89
4. Harry Newsome (1986)	86
5. Josh Miller (1999)	84
Craig Colquitt (1981)	84
7. Harry Newsome (1989)	82



STEELERS INDIVIDUAL LEADERS

Most Punts (cont.)

8. Josh Miller (1998)	81
9. Craig Colquitt (1983)	80
Pat Brady (1953)	80

Game:

1. Josh Miller (10/15/00 vs. Cincinnati)	12
2. Mark Royals (12/5/93 vs. New England)	11
Mark Royals (11/6/94 at Houston)	11
4. Harry Newsome (11/9/86 at Buffalo)	10
Harry Newsome (9/16/85 at Cleveland)	10
Bobby Walden (12/7/69 vs. Dallas)	10
7. Josh Miller (9/19/99 at Baltimore)	9
Josh Miller (9/20/98 at Miami)	9

Highest Punting Average

Career:

1. Bobby Joe Green (1960-61)	45.7
2. Pat Brady (1952-54)	44.5
3. Josh Miller (1996-02)	42.7
4. Mark Royals (1992-94)	41.5
5. Harry Newsome (1985-89)	41.4
6. Bobby Walden (1968-77)	41.1

Season:

1. Bobby Joe Green (1961)	47.0
2. Pat Brady (1953)	46.9
3. Josh Miller (1999)	45.2
4. Bobby Walden (1970)	44.2
5. Bobby Walden (1971)	43.9
6. Josh Miller (2000)	43.8

Game:

1. Joe Geri (11/20/49 at Green Bay)	82
2. Josh Miller (12/2/99 at Jacksonville)	75
Bobby Joe Green (1960)	75
4. Craig Colquitt (12/7/81 at Oakland)	74
Bob Cifers (1947)	74
6. Josh Miller (9/20/98 at Miami)	73

PUNT RETURNS

Most Punt Returns

Career:

1. Rod Woodson (1987-96)	256
2. Theo Bell (1976, 1978-80)	139
3. Louis Lipps (1984-91)	107
4. Glen Edwards (1971-77)	99
5. Jim Smith (1977-82)	98
6. Andre Hastings (1993-96)	87
7. Hank Poteat (2000-02)	76
8. Rick Woods (1982-86)	70
9. Lynn Chandnois (1950-56)	66
10. Ray Mathews (1951-59)	61

Season:

1. Louis Lipps (1984)	53
2. Andre Hastings (1995)	48
3. Theo Bell (1979)	45

Most Punt Returns (cont.)

4. Paul Skansi (1983)	43
5. Rod Woodson (1993)	41
Lynn Swann (1974)	41
7. Rod Woodson (1994)	39
Theo Bell (1976)	39
9. Rod Woodson (1990)	38
10. Antwaan Randle El (2002)	37
Andre Hastings (1996)	37
Hubie Bryant (1970)	37

Game

1. Theo Bell (12/16/79 vs. Buffalo)	10
---	----

Most Yards Punt Returns

Career:

1. Rod Woodson (1987-96)	2,362
2. Theo Bell (1976, 1978-80)	1,259
3. Louis Lipps (1984-91)	1,212
4. Glen Edwards (1971-77)	941
5. Bill Dudley (1942, 1945-46)	838
6. Hank Poteat (2000-02)	788
7. Ray Mathews (1951-59)	779
8. Lynn Swann (1974-82)	739
9. Jim Smith (1977-82)	737
10. Andre Hastings (1993-96)	716

Season:

1. Louis Lipps (1984)	656
2. Lynn Swann (1974)	577
3. Andre Hastings (1995)	474
4. Hank Poteat (2000)	467
5. Louis Lipps (1985)	437
6. Walt Slater (1947)	435
7. Rod Woodson (1990)	398
8. Theo Bell (1976)	390
9. Theo Bell (1979)	378
10. Rod Woodson (1992)	364

Most Touchdowns Punt Returns

Career:

1. Louis Lipps (1984-91)	3
Ray Mathews (1951-59)	3

Season:

1. Louis Lipps (1985)	2
Ray Mathews (1952)	2

Game:

Held by many, last time by	1
Hank Poteat (12/16/00 vs. Washington)	

Highest Punt Return Average

Career:

1. Bobby Gage (1949-50)	14.9
2. Bill Dudley (1942, 1945-48)	14.4
3. Courtney Hawkins (1997-99)	12.8
Ray Mathews (1951-59)	12.8



STEELERS INDIVIDUAL LEADERS

Highest Punt Return Average (cont.)

5. Lynn Swann (1974-78)	12.3
6. Larry Anderson (1978-81)	10.4
7. Hank Poteat (2000-02)	10.3
8. Glen Edwards (1971-77)	9.5
Jon Stagers (1971)	9.5
10. Rod Woodson (1987-96)	9.2

Season:

1. Bobby Gage (1949)	16.0
2. Walt Slater (1947)	15.5
3. Ray Mathews (1951)	15.4
4. Lynn Swann (1974)	14.1
5. Hank Poteat (2000)	13.0
6. Courtney Hawkins (1998)	11.7
7. Larry Anderson (1981)	10.4

LONGEST PUNT RETURNS

1. Brady Keys (9/20/64 vs. N.Y. Giants)	90
2. Brady Keys (9/22/63 vs. N.Y. Giants)	82
3. Rod Woodson (10/25/92 at Kansas City)	80t
Roy Jefferson (11/10/68 at St. Louis Cardinals)	80t
5. Louis Lipps (11/19/84 at New Orleans)	76t
6. Andre Hastings (9/10/95 at Houston)	72t
7. Louis Lipps (11/10/85 at Kansas City)	71t
8. Ray Mathews (10/19/52 vs. Washington; 10/26/52 at Chicago Cards)	70t
9. Lynn Swann (11/25/74 at New Orleans)	69
10. Jon Stagger (9/26/71 vs. Cincinnati)	67

KICKOFF RETURNS

Most Kickoff Returns

Career:

1. Rod Woodson (1987-96)	220
2. Larry Anderson (1978-81)	122
3. Dwight Stone (1987-94)	109
4. Lynn Chandnois (1950-56)	92
5. Will Blackwell (1997-01)	78
6. Ernie Mills (1991-96)	76
7. Gary Ballman (1963-66)	64
8. Preston Pearson (1970-74)	52
9. Rich Erenberg (1984-86)	49

Season:

1. Ernie Mills (1995)	54
2. Rod Woodson (1991)	44
3. Henry Odom (1983)	39
4. Rod Woodson (1988)	37
Larry Anderson (1978, 1981)	37
6. Rod Woodson (1989)	36
7. Rod Woodson (1990)	35
8. Larry Anderson (1979)	34
9. Antwaan Randle El (2002)	32
Lee Mays (2002)	32
Will Blackwell (1997)	32
12. Dwight Stone (1988)	29

Most Kickoff Returns (cont.)

13. Brady Keys (1962)	28
Rich Erenberg (1984)	28

Game:

1. Rich Erenberg (9/2/84 vs. Kansas City) ...	7
Jack Deloplane (9/26/76 vs. New England) ...	7

Most Yards Kickoff Returns

Career:

1. Rod Woodson (1987-96)	4,894
2. Larry Anderson (1978-81)	2,866
3. Lynn Chandnois (1950-56)	2,720
4. Dwight Stone (1987-94)	2,086
5. Will Blackwell (1997-01)	1,772
6. Ernie Mills (1991-96)	1,753
7. Gary Ballman (1963-66)	1,711
8. Jim Butler (1965-67)	1,191
9. Preston Pearson (1970-74)	1,177

Season:

1. Ernie Mills (1995)	1,306
2. Rod Woodson (1989)	982
3. Larry Anderson (1978)	930
4. Rod Woodson (1991)	880
5. Rod Woodson (1988)	850
6. Larry Anderson (1981)	825
7. Will Blackwell (1997)	791
8. Rod Woodson (1990)	764
9. Henry Odom (1983)	758
10. Antwaan Randle El (2002)	733
11. Larry Anderson (1979)	732

Most Touchdowns Kickoff Returns

Career:

1. Lynn Chandnois (1950-66)	3
2. Larry Anderson (1978-81)	2
Will Blackwell (1997-01)	2

Season:

Lynn Chandnois (1952)	2
-----------------------------	---

Game:

Several with 1; last time by Antwaan Randle El (10-13-02 at Cincinnati)	
--	--

Highest Kickoff Return Average

Career:

1. Lynn Chandnois (1950-56)	29.6
2. Gary Ballman (1963-66)	26.7
3. Mel Blount (1970-83)	25.8
4. David Dunn (1998)	25.0
5. Brady Keys (1961-67)	23.8
6. Larry Anderson (1978-81)	23.5
7. Ernie Mills (1991-96)	23.1
8. Antwaan Randle El	22.9
9. Will Blackwell (1997-01)	22.7
10. Rod Woodson (1987-96)	22.2
11. Richard Huntley (1998-99)	21.7



STEELERS INDIVIDUAL LEADERS

Highest Kickoff Return Average (cont.)

Season:

1. Lynn Chandnois (1952)	35.2
2. Lynn Chandnois (1951)	32.5
3. Mel Blount (1970)	29.7
4. Lynn Chandnois (1953)	29.0
5. Will Blackwell (2000)	28.1
6. Larry Anderson (1980)	27.1
7. Larry Anderson (1978)	25.1
8. David Dunn (1998)	25.0
9. Antwaan Randle El (2002)	22.9
10. Richard Huntley (1999)	22.4
11. Larry Anderson (1981)	22.3

LONGEST KICK RETURNS

1. Don McCall (11/23/69 at Minnesota)	101t
2. Antwaan Randle El (10/13/02 at Cincinnati)	99t
3. Will Blackwell (12/24/00 at San Diego)	98t
4. Will Blackwell (10/9/97 at Baltimore)	97t
5. Billy Wells (10/13/57 vs. Chicago Cardinals)	96t
6. Larry Anderson (11/25/79 vs. Cleveland)	95t
7. Mike Collier (10/26/75 at Green Bay)	94t
8. Jim Butler (10/30/66 at Dallas)	93
Gary Ballman (11/17/63 at Washington)	93
Lynn Chandnois (10/3/53 vs. NY Giants)	93
Lynn Chandnois (10/12/52 at Philadelphia)	93

INTERCEPTIONS

Most Interceptions

Career:

1. Mel Blount (1970-83)	57
2. Jack Butler (1951-59)	52
3. Donnie Shell (1974-87)	51
4. Rod Woodson (1987-96)	38
5. Dwayne Woodruff (1979-85, 1986-90)	37
6. Mike Wagner (1971-80)	36
7. Darren Perry (1992-98)	32
Jack Ham (1971-82)	32
9. Jack Lambert (1974-84)	28
10. Glen Edwards (1971-78)	25
Howard Hartley (1949-52)	25
12. Clendon Thomas (1962-68)	23

Season:

1. Mel Blount (1975)	11
2. Jack Butler (1957)	10
Howard Hartley (1951)	10
Bill Dudley (1946)	10
5. Rod Woodson (1993)	8
Mike Wagner (1973)	8
Johnny Sample (1961)	8
8. Willie Williams (1995)	7
Darren Perry (1994)	7
Donnie Shell (1980, 1985)	7
Dean Derby (1959)	7
Paul Cameron (1954)	7
Art Jones (1941)	7

Most Interceptions (cont.)

14. Rod Woodson (1996)	6
Darren Perry (1992)	6
Mel Blount (1976, 1977, 1981)	6
Mike Wagner (1972, 1980)	6
Jack Lambert (1979)	6
Glen Edwards (1973, 1976)	6

Most Interceptions

Game:

1. Jack Butler (12/13/53 at Washington)	4
2. Many with 3; last time by Darren Perry (9/11/94 at Cleveland)	3
3. Several with 2; last time by Brent Alexander (10/21/02 vs. Indianapolis)	2

Most Interception Return Yards

Career:

1. Jack Butler (1951-59)	827
2. Rod Woodson (1987-96)	779
3. Mel Blount (1970-83)	736
4. Dwayne Woodruff (1979-85, 1987-90)	689
5. Glen Edwards (1971-78)	652
6. Darren Perry (1992-98)	505
7. Mike Wagner (1971-80)	491
8. Donnie Shell (1974-87)	450
9. Howard Hartley (1949-52)	267
10. Jack Lambert (1974-84)	243

Season:

1. Bill Dudley (1946)	242
2. Chad Scott (2001)	204
3. Glen Edwards (1973)	186
4. Tony Compagno (1948)	179
5. Dewayne Washington (1998)	178
6. Jack Butler (1952)	168

Most Touchdowns on Interceptions

Career:

1. Rod Woodson (1987-96)	5
2. Jack Butler (1951-59)	4
3. Dwayne Woodruff (1979-85, 1986-90)	3
Tony Compagno (1946-48)	3
Chad Scott (1997-02)	3
6. Dewayne Washington (1998-02)	2
Donnie Shell (1974-87)	2
Sam Washington (1982-85)	2
Mel Blount (1970-83)	2

Season:

1. Dewayne Washington (1998)	2
Chad Scott (2001)	2
Rod Woodson (1994)	2
Jack Butler (1954)	2
Tony Compagno (1947)	2



STEELERS INDIVIDUAL LEADERS

Most Touchdowns on Interceptions (cont.)

Game:

1. Dewayne Washington (11/22/98 vs. Jacksonville; 78, 52) 2
2. Several others tied with 1; last time (Chad Scott 12/23/02 at Tampa Bay) 1

Most Consecutive Games Intercepting a Pass

- Mel Blount (1975) 6

LONGEST INTERCEPTION RETURNS

1. Martin Kottler (9/27/33 vs. Chicago Cardinals) 99t
2. Glen Edwards (9/30/73 at Houston) 86t
3. Tony Compagno (11/7/48 vs. Green Bay) 82t
4. Russ Craft (10/17/54 vs. Cleveland) 81
5. Dewayne Washington (11/22/98 vs. Jacksonville) 78t
6. Deon Figures (9/27/93 at Atlanta) 78
7. Dwayne Woodruff (12/18/88 vs. Miami) 78t
8. John Rowser (12/15/73 at San Francisco) 71
9. Harvey Clayton (10/10/83 at Cincinnati) 70t
- John Rowser (11/21/71 vs. New York Giants) 70t

SACKS

Most Quarterback Sacks

Career:

1. L. C. Greenwood (1969-81) 73.5
2. Jason Gildon (1994-02) 71.0
3. Joe Greene (1969-81) 66
4. Keith Willis (1982-87, 1989-91) 59
5. Greg Lloyd (1988-97) 53.5
6. Dwight White (1971-80) 46
7. Ernie Holmes (1972-77) 40
8. Kevin Greene (1993-95) 35.5
9. Gary Dunn (1977-87) 35
10. Steve Furness (1972-80) 32
11. Mike Merriweather (1982-87) 31
12. Joey Porter (1999-02) 30.5
13. Chad Brown (1993-97) 30
14. Jack Ham (1971-82) 25.5
15. Keith Gary (1983-88) 25
16. Gerald Williams (1986-94) 24.5
17. Jack Lambert (1974-84) 23.5
18. Bryan Hinkle (1982-93) 22.5
19. Carnell Lake (1989-98) 21.5
- John Banaszak (1975-81) 21.5

Most Quarterback Sacks (cont.)

Season:

1. Mike Merriweather (1987) 15
2. Kevin Greene (1994) 14
- Keith Willis (1983) 14
4. Jason Gildon (2000) 13.5
5. Chad Brown (1996) 13
6. Kevin Greene (1993) 12.5
7. Jason Gildon (2001) 12
- Keith Willis (1986) 12
9. Ernie Holmes (1974) 11.5
10. Jason Gildon (1998) 11
- L.C. Greenwood (1973) 11
12. Joey Porter (2000) 10.5

Game:

1. Joe Greene (12/10/72 at Houston) 5
2. Chad Brown (10/13/96 vs. Cincinnati) 4.5
- L.C. Greenwood (11/25/79 vs. Cleveland) 4.5
4. Joey Porter (10/14/01 at Tampa Bay) 4
- Jerrold Williams (12/22/91 vs. Cleveland) ... 4
- Edmund Nelson (9/16/84 vs. LA Rams) ... 4

Most Consecutive Games With a Sack

1. Greg Lloyd (1994) 6
- Joe Greene (1974) 6
- Ernie Holmes (1974) 6
4. Jason Gildon (1998) 5
- Dwight White (1972) 5

OPPONENT FUMBLE RECOVERIES

Most Opponent Fumbles Recovered

Career:

1. Jack Ham (1971-82) 21
2. Donnie Shell (1974-87) 19
3. Carnell Lake (1989-98) 16
- Joe Greene (1969-81) 16
5. Jack Lambert (1974-84) 15

Season:

1. Jack Lambert (1976) 6
2. Carnell Lake (1989) 5
- Donnie Shell (1978) 5
- Joe Greene (1978) 5
- L.C. Greenwood (1971) 5
- John Reger (1955, 1957) 5
- Gary Glick (1957) 5



STEELERS INDIVIDUAL LEADERS/OPPONENT RECORDS

TOTAL YARDS FROM SCRIMMAGE

Career:

1. Franco Harris (1972-83)	14,234
2. Jerome Bettis (1996-02)	9,085
3. John Stallworth (1974-87)	8,834
4. Louis Lipps (1984-91)	6,406
5. Lynn Swann (1974-82)	5,534
6. Dick Hoak (1961-70)	5,417
7. John Henry Johnson (1960-65)	5,197
8. Merril Hoge (1987-93)	5,169
9. Rocky Bleier (1968, 1970-80)	5,159
10. Elbie Nickel (1947-57)	5,133

Season:

1. Barry Foster (1992)	2,034
2. Jerome Bettis (1997)	1,775
3. Jerome Bettis (1996)	1,553
4. Franco Harris (1979)	1,477
5. Franco Harris (1975)	1,460
6. Hines Ward (2002)	1,471
7. Jerome Bettis (2000)	1,437
8. Yancey Thigpen (1997)	1,401
9. John Stallworth (1984)	1,395
10. John Henry Johnson (1962)	1,367
11. Rocky Bleier (1976)	1,330

OPPONENT TOP PERFORMANCES

Top 10 Opponent Rushing Performances

Game:

1. Fred Taylor (11/19/00 vs. Jacksonville) ...	30-234-3
2. O.J. Simpson (9/28/75 vs. Buffalo)	23-227-0
3. Steve Van Buren (11/27/49 at Philadelphia) ..	27-205-0
4. John David Crow (12/18/60 at St. Louis) ..	24-203-0
5. Joe Morris (12/21/85 at N.Y. Giants) ...	36-202-0
6. O.J. Simpson (10/29/72 at Buffalo)	22-189-0
7. Emmitt Smith (9/4/94 vs. Dallas)	31-179-1
8. Terry Allen (12/20/92 vs. Minnesota) ..	33-172-0
9. Gary Anderson (12/11/88 at San Diego) ..	26-170-0
10. Charlie Garner (11/7/99 at San Francisco) ..	20-166-0
Charles White (10/11/87 at L.A. Rams) ..	33-166-0

Top 10 Opponent Receiving Performances

Game:

1. Qadry Ismail (12/12/99 vs. Baltimore)	6-258-3
2. Eddie Brown (11/6/88 at Cincinnati)	7-216-2
3. Carl Pickens (10/11/98 at Cincinnati)	13-204-1
4. Terry Glenn (12/6/98 vs. New England)	9-193-1
5. Otis Taylor (10/18/71 at Kansas City)	6-190-2
6. Rob Moore (11/30/97 at Arizona/OT)	8-188-0
7. Steve Watson (12/30/84 at Denver)	11-177-1
8. Kellen Winslow (12/22/80 at San Diego)	10-171-0
9. James Lofton (9/11/83 at Green Bay)	5-169-3
10. Terance Mathis (10/25/99 vs. Atlanta)	12-166-1

Top 10 Opponent Passing Performances

Game:

1. Doug Williams (9/11/88 at Washington) ..	52-30-430-2-1
2. Dan Marino (1/6/85 at Miami)	32-21-421-4-1
3. Steve Bartkowski (11/15/81 at Atlanta) ...	50-33-416-2-2
4. Bernie Kosar (11/23/86 at Cleveland) ..	46-28-414-2-1
5. Jon Kitna (12/30/01 at Cincinnati)	68-35-411-2-1
6. Boomer Esiason (11/22/87 at Cincinnati) ..	53-30-409-0-3
7. Rich Gannon (9/15/02 vs. Oakland) ...	64-43-403-1-2
7. Gifford Nielson (12/20/81 at Houston) ..	37-24-377-3-2
8. Dan Fouts (12/8/85 at San Diego)	33-21-372-3-3
9. Brian Sipe (10/7/79 at Cleveland)	41-22-365-5-3
10. Jim Kelly (9/8/91 at Buffalo)	43-31-363-6-2





STEELERS TEAM RECORDS

YEAR-BY-YEAR FIRST DOWNS

Year	G	Tot.	Run	Pass	Pen.
1969	14	210	81	115	14
	14	260	101	142	17
1970	14	206	84	97	25
	14	225	91	120	14
1971	14	226	98	111	17
	14	225	81	132	12
1972	14	228	131	79	18
	14	228	79	116	24
1973	14	217	111	89	17
	14	210	95	91	24
1974	14	251	136	98	17
	14	200	87	83	30
1975	14	288	149	125	14
	14	214	91	97	26
1976	14	271	163	94	14
	14	182	69	96	17
1977	14	266	122	124	20
	14	228	80	112	36
1978	16	316	133	149	34
	16	264	105	119	40
1979	16	337	141	179	17
	16	260	95	135	30
1980	16	308	111	177	20
	16	302	101	171	30
1981	16	318	137	156	25
	16	323	114	181	28
1982	9	171	69	91	11
	9	174	49	111	14
1983	16	312	156	141	15
	16	278	100	151	27
1984	16	302	117	167	18
	16	282	87	167	28
1985	16	315	125	165	25
	16	273	105	144	24
1986	16	292	125	140	27
	16	303	97	176	30
1987	15	263	114	126	23
	15	289	94	170	25
1988	16	292	125	140	27
	16	319	110	181	28
1989	16	244	106	117	21
	16	323	112	177	34
1990	16	263	93	150	20
	16	257	102	130	25
1991	16	254	82	158	14
	16	320	98	194	28
1992	16	284	119	143	22
	16	266	99	146	21
1993	16	307	116	180	11
	16	267	74	163	30
1994	16	307	138	148	21
	16	262	76	156	30
1995	16	344	117	193	34
	16	272	67	181	24
1996	16	296	138	146	12
	16	286	80	174	32
1997	16	326	154	157	15
	16	286	80	174	32
1998	16	268	106	135	27
	16	266	88	155	23
1999	16	295	111	159	25
	16	260	92	142	26
2000	16	283	124	128	31
	16	252	82	153	17
2001	16	314	148	150	16
	16	254	70	160	24
2002	16	343	119	200	24
	16	279	77	178	24



STEELERS TEAM RECORDS

GAMES WON

Season: 14 (1978)
 Most Consecutive: 12 (1978-79)
 Most Consecutive (One Season): 11 (1975)

SCORING

Most Points

Game: 63 (11/30/52 vs. New York Giants)
 Season: 416 (1979)

Most Points Allowed

Game: 54 (12/8/85 at San Diego; 11/23/41 at Green Bay)
 Season: 421 (1988)

Fewest Points

Game: 0 (many times, last time vs. Baltimore 9/3/00)
 Season: 51 (1934 - 12 games)
 202 (1965 - 14 games)

Fewest Points Allowed

Game: 0 (many times, last time 10/22/00 vs. Cleveland)
 Season: 117 (1946 - 11 games)
 138 (1976 - 14 games)
 195 (1978 - 16 games)

Most Points, Combined

Game: 98 (12/8/85, San Diego 54 Pittsburgh 44)
 90 (12/18/66, Pittsburgh 57 Atlanta 33)
 86 (10/7/79, Pittsburgh 51 Cleveland 35)
 Season: 757 (1988)
 735 (2002)

Fewest Points, Combined

Game: 0 (10/22/33, Pittsburgh 0 Cincinnati 0)
 Season: 238 (1940 - 11 games)
 339 (1957 - 12 games)
 480 (1976 - 14 games)
 524 (1992 - 16 games)

Most Touchdowns

Game: 9 (11/30/52 vs. New York Giants)
 Season: 52 (1979)

Most Touchdowns Allowed

Game: 8 (12/8/85 vs. San Diego; 11/23/41 vs. Green Bay)
 Season: 50 (1969; 1968)

Fewest Touchdowns Allowed

Game: 0 (several times, last time 12/16/00 vs. Washington)
 Season: 14 (1976 - 14 games)
 22 (1978 - 16 games)

Most Rushing Touchdowns

Game: 5 (9/20/81 vs. New York Jets; 11/7/76 at Kansas City)
 Season: 33 (1976)

Most Rushing Touchdowns Allowed

Game: 6 (10/24/53 vs. Green Bay;
 10/14/34 at Boston)
 Season: 20 (1988; 1947)

Fewest Touchdowns Rushing Against

Game: 0 (many times, last 12/23/02 at Tampa Bay)
 Season: 5 (1997; 2001)

Most Passing Touchdowns

Game: 5 (11/3/96 vs. St. Louis; 9/8/85 vs. Indianapolis; 11/5/81 at Atlanta; 10/7/79 vs. Washington; 11/30/52 vs. New York Giants)
 Season: 28 (1978)

Most Passing Touchdowns Allowed

Game: 6 (9/8/91 vs. Buffalo)
 Season: 34 (1962)

Fewest Passing Touchdowns Allowed

Game: 0 (many times, last 12/8/02 vs. Houston)
 Season: 9 (1990; 1976; 1975; 1972)

Most Defensive Touchdowns

Game: 3 (10/10/83 vs. Cincinnati)
 Season: 7 (1987; 1983)

Most Points After Touchdown

Game: 9 (11/30/52 vs. New York Giants)
 Season: 45 (1984)

Most Points After Touchdown Allowed

Game: 7 (9/8/91 at Buffalo)
 Season: 49 (1969; 1968)

Most Field Goals

Game: 6 (10/23/88 vs. Denver) (12/11/02 at Jacksonville)
 Season: 34 (1995)

Most Field Goals Allowed

Game: 7 (9/24/67 vs. St. Louis Cardinals)
 Season: 29 (1997 & 2000)

FIRST DOWNS

Most First Downs

Game: 36 (11/25/79 vs. Cleveland)
 Season: 344 (1995)

Most First Downs By Opponents

Game: 35 (11/23/86 at Cleveland)
 Season: 344 (1995)

Most First Downs, Combined

Game: 58 (11/25/79; Pittsburgh 36 Cleveland 22)
 Season: 641 (1981)



STEELERS TEAM RECORDS

Most Rushing First Downs

Game: 21 (11/7/76 at Kansas City)
Season: 163 (1976)

Most Rushing First Downs Allowed

Game: 18
Season: 122 (1965)

Most Passing First Downs

Game: 21 (12/13/58 vs. Chicago Cardinals)
Season: 193 (1995)

Most Passing First Downs Allowed

Game: 22 (12/5/48 vs. New York Giants)
Season: 194 (1991)

Most First Down Penalties

Game: 6 (11/16/86 vs. Houston; at Oakland
10/25/70)
Season: 34 (1995; 1978)

Most First Down Penalties By Opponents

Game: 9 (10/30/77 at Baltimore)
Season: 40 (1978)

NET YARDS

Most Net Yards Gained

Game: 683 (12/13/58 vs. Chicago Cardinals)
Season: 6,258 (1979)

Fewest Net Yards Gained

Game: 53 (9/10/89 vs. Cleveland)
Season: 3,354 (1965)

Most Net Yards Gained By Opponent

Game: 559 (11/6/88 at Cincinnati)
Season: 5,805 (1988)

Fewest Net Yards Gained By Opponent

Game: 40 (9/12/99 at Cleveland)
Season: 3,074 (1974 - 14 games)
4,115 (1990 - 16 games)

RUSHING

Most Yards Gained Rushing

Game: 361 (10/7/79 at Cleveland)
Season: 2,971 (1976)

Fewest Yards Gained Rushing

Game: 7 (10/30/66 at Dallas)
Season: 1,092 (1966)

Most Yards Gained Rushing By Opponents

Game: 426 (11/4/34 at Detroit)
Season: 2,193 (1954)

Fewest Yards Gained Rushing By Opponents

Game: -33 (10/2/43 vs. Brooklyn)
Season: 1,125 (1953 - 12 games)
1,195 (2001 - 16 games)
1,318 (1997 - 16 games)
1,321 (1995 - 16 games)
1,368 (1993 - 16 games)
1,375 (2002 - 16 games)
1,377 (1967 - 14 games)

Fewest Yards Rushing Allowed (Per Game:)

Season: 74.7 (2001)

Most Rushing Attempts

Game: 60 (10/3/50 vs. Boston)
Season: 653 (1976)

Fewest Rushing Attempts

Game: 13 (12/6/98 vs. New England)
Season: 368 (1954 - 12 games)
375 (1966 - 14 games)
394 (1991 - 16 games)

Most Rushing Attempts By Opponents

Game: 64 (10/18/36 at Chicago Bears)
Season: 363 (1962)

Fewest Rushing Attempts By Opponents

Game: 9 (9/12/99 at Cleveland)
Season: 359 (2002)

PASSING

Most Yards Gained Passing

Game: 472 (12/13/58 vs. Chicago Cardinals)
Season: 4,036 (2002)

Fewest Yards Gained Passing

Game: -16 (10/17/65 vs. St. Louis Cardinals)
Season: 652 (1945 - 11 games)
1,711 (1972 - 14 games)
2,178 (1989 - 16 games)

Most Yards Gained Passing By Opponents

Game: 422 (9/11/88 vs. Washington)
Season: 3,941 (1988)

Fewest Yards Gained Passing By Opponents

Game: -28 (12/7/58 at Washington)
Season: 1,466 (1974 - 14 games)
2,394 (1978 - 16 games)

Most Passes Attempted

Game: 57 (12/19/93 vs. Houston) (12/8/02 vs. Houston)
Season: 554 (1997)

Fewest Passes Attempted

Game: 0 (11/13/49 vs. Los Angeles; 11/16/41 vs. Brooklyn)
Season: 277 (1976 - 14 games)
380 (1978 - 16 games)



STEELERS TEAM RECORDS

Most Passes Attempted By Opponents

Game: 68 (12/30/01 at Cincinnati OT)

Season: 573 (2002)

Fewest Passes Attempted By Opponents

Game: 8 (12/14/74 vs. Cincinnati; 12/1/57 at Philadelphia)

Season: 162 (1946 - 11 games)

339 (1974 - 14 games)

442 (1978 - 16 games)

Most Passes Attempted, Combined

Game: 95 (12/19/93; Pittsburgh 57, Houston 38)

Season: 1,124 (2002)

Most Passes Completed

Game: 38 (11/1/98 vs. Tennessee)

Season: 350 (2002)

Fewest Passes Completed

Game: 0 (11/13/49 vs. Los Angeles; 11/16/41 vs. Brooklyn)

Season: 42 (1941 - 11 games)

140 (1973 - 14 games)

198 (1987 - 16 games)

Most Passes Completed By Opponents

Game: 43 (9/15/02 vs. Oakland)

Season: 336 (2002)

Fewest Passes Completed By Opponents

Game: 3 (several times; last 12/8/02 vs. Houston)

Season: 64 (1946 - 11 games)

147 (1974 - 14 games)

221 (1978 - 16 games)

SACKS

Most Sacks

Game: 10 (4 times, last time on 10/21/01 at Tampa Bay)

Season: 55 (1994 & 2001)

Most Sacks Allowed

Game: 12 (11/20/66 vs. Dallas)

Season: 52 (1983; 1969)

INTERCEPTIONS

Most Interceptions

Game: 7 (10/13/74 at Kansas City;

11/30/52 vs. New York Giants)

Season: 37 (1973)

Fewest Interceptions

Game: 0 (many times, last 12/8/02 vs. Houston)

Season: 9 (1994)

Most Interceptions By Opponents

Game: 9 (12/12/65 vs. Philadelphia)

Season: 35 (1965)

Fewest Interceptions By Opponents

Game: 0 (many times, last 12/16/00 vs. Washington)

Season: 9 (1994; 2000)

Most Yards Interceptions Returned

Game: 147 (10/17/54 vs. Cleveland)

Season: 673 (1973)

Fewest Yards Interceptions Returned

Game: -1 (12/15/02 vs. Carolina)

Season: 96 (1964 - 14 games)

Most Yards Interceptions Returned By Opponents

Game: 172 (12/12/65 vs. Philadelphia)

Season: 535 (1969)

Fewest Yards Interceptions Returned By Opponents

Game: 0 (several times, last 9/29/02 vs. Cleveland)

Season: 47 (1975 - 14 games)

Most Touchdowns By Interceptions

Game: 2 (11/22/98 vs. Jacksonville; 10/1/95 vs. San Diego; 12/18/88 vs. Miami; 10/1/84 vs. Cincinnati; 10/10/83 at Cincinnati; 9/30/73 at Houston; 10/17/54 vs. Cleveland)

Season: 5 (1987)

Most Touchdowns By Interceptions By Opponents

Game: 3 (9/29/68 vs. Baltimore; 12/12/65 vs. Philadelphia)

Season: 6 (1965; 1964)

PUNTING

Most Punts

Game: 12 (10/15/00 vs. Cincinnati)

Season: 97 (1994)

Fewest Punts

Game: 1 (5 times, last time on 12/1/02 at Jacksonville)

Season: 6 (1965; 1964)

Fewest Punts By Opponents

Game: 0 (9/17/89 at Cincinnati)

Season: 54 (1960)

Highest Punting Average

Season: 47.0 (1961)

Highest Punting Average By Opponents

Season: 46.4 (1959)

PUNT RETURNS

Most Punt Returns

Game: 10 (12/16/79 vs. Buffalo)

Season: 71 (1976)



STEELERS TEAM RECORDS

Most Punt Returns By Opponents

Game: 10 (12/5/93 vs. New England)

Season: 51 (1970)

Most Yardage By Punt Returns

Game: 178 (11/29/42 vs. Brooklyn)

Season: 774 (1974)

Most Yardage By Punt Returns By Opponents

Game: 166 (10/24/93 at Cleveland)

Season: 678 (1993)

Most Touchdowns By Punt Returns

Game: 1 (last time Hank Poteat vs. Washington 12/16/00)

Season: 2 (1952)

Most Touchdowns By Punt Returns By Opponents

Game: 2 (10/24/93 at Cleveland; 11/1/59 at Chicago Cardinals)

Season: 3 (1993; 1959)

KICKOFF RETURNS

Most Kickoff Returns

Game: 8 (12/8/85 at San Diego)

Season: 74 (1988)

Most Kickoff Returns By Opponents

Game: 9 (12/8/85 at San Diego)

Season: 88 (1995)

Most Kickoff Return Yardage

Game: 266 (11/17/68 vs. Cleveland)

Season: 1,575 (1988)

Highest Kickoff Return Average (per game)

Season: 28.9 (1952)

Most Kickoff Return Yardage By Opponents

Game: 251 (9/17/67 vs. Chicago)

Season: 1,671 (2002)

Most Touchdowns By Kickoff Returns

Game: 1 (last time at Cincinnati 10/13/02)

Season: 2 (1988; 1952)

Most Touchdowns By Kickoff Returns By Opponents

Game: 1 (many times, last time at Baltimore 10/4/97)

Season: 2 (1988; 1952)

PENALTIES

Most Penalties

Game: 17 (10/30/77 at Baltimore)

Season: 122 (1977)

Most Penalties By Opponents

Game: 13 (11/17/85 at Houston) (10/27/02 at Baltimore)

Season: 112 (1981)

Most Penalties Combined, Both Teams

Game: 23 (9/20/87 at Cleveland)

Season: 219 (1984)

Fewest Penalties Combined, Both Teams

Game: 0 (11/10/40 vs. Philadelphia; 10/28/34 at Brooklyn)

Season: 98 (1941, 1962, 1965)

Most Penalty Yards

Game: 154 (9/17/89 at Cincinnati)

Season: 986 (1989)

Most Penalty Yards By Opponents

Game: 134 (10/1/95 vs. San Diego)

Season: 960 (1981)

Most Penalty Yards Combined, Both Teams

Game: 239 (10/25/70 at Oakland)

Season: 1,897 (1978)

Fewest Penalty Yards Combined, Both Teams

Game: 0 (11/10/40 vs. Philadelphia; 10/28/34 at Brooklyn)

Season: 858 (1941 - 11 games)

941 (1965 - 14 games)

1,322 (2001 - 16 games)

FUMBLES

Most Fumbles

Game: 10 (10/9/43 vs. New York Giants)

Season: 47 (1979)

Most Fumbles By Opponents

Game: 9 (12/23/90 vs. Cleveland)

Season: 42 (1976)

Most Fumbles Lost

Game: 7 (10/14/79 at Cincinnati)

Season: 29 (1950 - 12 games)

28 (1977 - 14 games)

26 (1979 - 16 games)

Most Fumbles Lost By Opponents

Game: 8 (12/23/90 vs. Cleveland)

Season: 24 (1976)

SHUTOUTS

Most Shutouts

Season: 5 (1976)

Most Shutouts Against

Season: 6 (1934)

Consecutive Quarters Without Scoring a TD*

9 (9/23/90 - 10/7/90)

Consecutive Quarters Without Allowing a TD*

22 (10/10/76 - 11/21/76)

21 (10/1/00 - 11/12/00)

*Since 1970.



YEAR-BY-YEAR OFFENSIVE/DEFENSIVE STATISTICS

	TOTAL OFFENSE			RUSHING			PASSING				
	Yards	Plays	Avg.	Yards	Att.	Avg.	Net	Sacks	Gross	Att/Cmp/Int	Pct.
1969	3,626	843	4.3	1,542	400	3.9	2,084	52-374	2,458	391/176/29	45.0
	4,401	898	4.9	1,732	455	3.8	2,669	33-304	2,973	410/227/25	55.4
1970	3,752	844	4.4	1,715	432	4.0	2,037	28-275	2,312	384/150/32	39.1
	3,396	906	4.4	1,679	487	3.4	2,317	26-238	2,555	393/191/23	48.6
1971	3,882	867	4.5	1,758	416	4.2	2,124	37-322	2,446	414/214/26	51.7
	4,248	881	4.8	1,482	440	3.4	2,766	33-294	3,060	408/235/17	57.6
1972	4,231	853	5.0	2,520	97	5.1	1,711	32-247	1,958	324/156/12	48.1
	3,771	896	4.2	1,715	445	3.9	2,056	40-337	2,393	411/206/28	50.1
1973	4,070	894	4.6	2,143	555	3.9	1,927	30-230	2,157	309/140/26	45.3
	3,324	880	3.8	1,652	488	3.8	1,672	33-251	1,923	359/164/37	45.7
1974	4,375	950	4.6	2,417	546	4.4	1,958	18-196	2,154	386/166/21	43.0
	3,074	863	3.6	1,608	472	3.4	1,466	52-406	1,872	339/147/25	43.4
1975	4,887	949	5.1	2,633	581	4.5	2,254	31-290	2,544	337/191/12	56.7
	3,661	870	4.2	1,825	431	4.2	1,836	43-358	2,194	396/183/27	46.2
1976	4,637	957	4.8	2,971	653	4.5	1,666	27-269	1,935	277/143/12	51.6
	3,322	866	3.8	1,457	452	3.2	1,865	41-313	2,178	373/158/22	42.4
1977	4,645	949	4.9	2,258	581	3.9	2,387	27-245	2,632	341/173/21	50.7
	3,692	882	4.2	1,723	493	3.5	1,969	32-285	2,254	357/157/31	44.0
1978	4,987	1,046	4.8	2,297	641	3.6	2,690	25-271	2,961	380/212/22	55.8
	4,168	999	4.2	1,774	513	3.5	2,394	44-361	2,755	442/221/27	50.0
1979	6,258	1,080	5.8	2,603	561	4.6	3,655	27-222	3,877	492/272/26	55.3
	4,270	1,035	4.1	1,709	506	3.4	2,561	49-351	2,912	480/226/27	47.1
1980	5,554	1,033	5.4	1,986	512	3.9	3,568	37-264	3,832	484/250/24	51.7
	5,134	1,036	5.0	1,762	486	3.6	3,372	18-145	3,517	532/280/26	52.6
1981	5,598	1,042	5.4	2,372	554	4.3	3,226	27-231	3,457	461/247/19	53.6
	5,652	1,084	5.2	1,869	500	3.7	3,783	40-325	4,107	542/302/30	55.7
1982	2,970	583	5.1	1,187	289	4.1	1,783	19-139	1,922	275/141/16	51.3
	2,874	599	4.8	762	236	3.2	2,112	34-273	2,385	329/176/17	53.5
1983	5,014	1,075	4.7	2,610	614	4.3	2,404	52-350	2,754	409/211/23	51.6
	4,728	1,006	4.7	1,833	509	3.6	2,895	50-361	3,256	447/238/28	53.2
1984	5,420	1,052	5.2	2,179	574	3.8	3,241	35-278	3,519	443/240/25	54.2
	4,916	1,016	4.8	1,617	454	3.6	3,299	47-390	3,689	515/299/31	58.1
1985	5,350	1,085	4.9	2,177	541	4.0	3,173	33-224	3,397	512/254/27	49.6
	4,659	989	4.7	1,876	470	4.0	2,783	36-305	3,088	484/287/20	59.3
1986	4,811	1,075	4.5	2,223	564	3.9	2,588	20-159	2,747	491/238/20	48.5
	5,252	1,049	5.0	1,872	470	4.0	3,380	43-289	3,669	536/311/20	58.0
1987	4,410	973	4.5	2,144	517	4.1	2,266	27-198	2,464	429/198/25	48.2
	4,920	962	5.1	1,610	455	3.5	3,310	26-196	3,506	481/290/27	60.3
1988	5,204	1,030	5.1	2,228	499	4.5	2,976	42-331	3,307	489/226/20	46.2
	5,805	1,067	5.4	1,864	516	3.6	3,941	19-145	4,086	532/309/20	58.1
1989	3,996	955	4.2	1,818	500	3.6	2,178	51-484	2,662	404/210/13	52.0
	5,549	1,077	5.2	2,008	498	4.0	3,541	31-180	3,721	548/290/21	52.9
1990	4,525	897	5.0	1,880	456	4.1	2,645	33-242	2,887	408/237/15	58.1
	4,115	940	4.4	1,615	446	3.6	2,500	32-228	2,728	460/236/24	51.3
1991	4,581	915	5.0	1,627	394	4.1	2,954	45-359	3,313	476/259/16	54.4
	5,168	1,039	5.0	1,582	466	3.4	3,586	38-257	3,843	535/334/19	62.4
1992	4,906	989	5.0	2,156	518	4.2	2,750	40-296	3,046	431/249/14	57.8
	4,658	949	4.9	1,841	435	4.2	2,817	36-248	3,065	478/252/22	52.7
1993	5,235	1,079	4.9	2,003	491	4.1	3,232	48-374	3,606	540/299/12	55.4
	4,531	962	4.7	1,368	399	3.4	3,163	42-277	3,440	521/277/24	53.2
1994	5,144	1,048	4.9	2,180	546	4.0	2,864	39-283	3,247	463/266/9	57.5
	4,326	1,008	4.3	1,452	421	3.5	2,874	55-382	3,256	532/280/17	52.6
1995	5,769	1,110	5.2	1,852	494	3.7	3,917	24-176	4,093	592/348/21	58.8
	4,561	943	4.8	1,321	370	3.6	3,240	42-272	3,512	531/314/22	59.1
1996	5,140	1,002	5.1	2,299	525	4.4	2,841	21-149	2,990	456/246/19	53.9
	4,362	1,009	4.3	1,415	411	3.4	2,947	51-369	3,316	547/322/23	58.9
1997	5,542	1,058	5.2	2,479	572	4.3	3,063	20-152	3,215	466/253/19	54.3
	4,705	1,005	4.7	1,318	403	3.3	3,387	48-294	3,681	554/295/20	53.2
1998	4,586	1,014	4.5	2,034	490	4.2	2,552	35-229	2,781	489/274/20	56.0
	4,963	1,002	5.0	1,642	479	3.4	3,321	41-238	3,559	482/268/16	55.6
1999	4,874	1,067	4.6	1,991	495	4.0	2,883	37-235	3,118	535/301/18	56.3
	4,878	953	5.1	1,958	450	4.4	2,920	40-247	3,167	463/245/14	52.9
2000	4,766	1,009	4.7	2,248	527	4.3	2,518	43/220	2,738	439/217/10	49.4
	4,713	985	4.8	1,693	425	4.0	3,020	39/229	3,249	521/280/17	53.7
2001	5,887	1,065	5.5	2,774	580	4.8	3,113	31/182	3,295	442/274/12	60.4
	4,137	919	4.5	1,195	339	3.5	2,942	55/367	3,309	525/295/16	56.2
2002	5,952	1,097	5.4	2,120	512	4.1	3,832	34/204	4,036	551/350/22	63.5
	4,835	982	4.9	1,375	359	3.8	3,460	50/313	3,773	573/336/19	58.6



MISCELLANEOUS OFFENSIVE/DEFENSIVE STATISTICS

Year	Punt-Avg.	Pen-Yds.	Fum-Lost	Tot Pts.	TD	Run	Pass	Ret.	PATs	FGs	T.O.P.
1969	65-40.1	67-659	36-20	218	26	8	17	1	26/26	12/25	
	65-40.1	74-772	25-16	404	50	17	27	6	49/50	17/25	
1970	78-44.2	82-835	30-16	210	26	13	12	1	24/26	10/28	
	85-41.9	76-790	29-15	272	32	8	21	3	29/32	15/32	
1971	79-43.9	88-898	37-16	246	28	10	15	3	27/28	17/27	
	77-41.5	81-784	27-18	292	32	13	16	3	30/32	22/35	
1972	66-43.6	81-728	27-14	343	37	22	12	3	35/37	28/41	
	74-40.3	77-712	37-20	175	18	6	9	3	17/18	15/27	
1973	62-41.1	84-817	36-14	347	37	12	20	5	36/37	29/43	
	75-42.4	86-757	41-18	210	22	8	11	3	21/21	19/29	
1974	78-39.0	104-978	33-19	305	35	19	12	4	33/35	20/29	
	91-41.2	76-575	38-22	189	22	7	14	1	21/22	12/17	
1975	69-39.4	89-756	34-23	373	46	22	21	3	44/46	17/21	
	90-40.1	85-700	22-10	162	19	8	9	2	15/19	11/18	
1976	76-39.2	111-836	40-19	342	43	33	10	0	40/43	14/26	
	94-37.4	80-637	42-24	138	14	5	9	0	13/14	14/24	
1977	73-36.3	122-973	41-28	283	37	20	17	0	34/37	9/14	
	79-40.3	82-784	28-13	243	29	9	16	4	27/29	14/21	
1978	66-40.0	108-943	35-17	356	46	16	28	2	44/45	12/26	
	82-39.4	106-954	33-21	195	22	11	10	1	21/22	14/26	
1979	68-40.2	108-866	47-26	416	52	25	26	1	50/52	18/30	
	100-40.0	95-744	32-15	262	31	9	19	3	28/31	16/26	
1980	66-40.2	111-933	38-18	352	42	15	26	1	39/42	19/28	
	73-40.7	93-806	23-14	313	37	9	25	3	34/37	19/29	
1981	84-43.3	97-840	39-22	356	47	21	25	1	38/46	12/17	
	78-42.1	112-960	31-16	297	35	10	22	3	33/35	18/33	
1982	49-40.4	59-459	18-9	204	25	7	17	1	22/23	10/12	
	53-38.1	44-345	17-8	146	17	5	12	0	17/17	9/14	
1983	80-41.9	99-836	42-20	355	39	17	15	7	38/39	27/31	
	88-41.1	96-782	34-17	303	37	14	19	4	36/37	15/20	
1984	70-41.2	112-948	40-15	387	45	13	25	7	45/45	24/32	30:33
	90-42.4	107-945	30-11	310	35	12	19	4	34/35	22/28	29:27
1985	79-39.1	85-665	31-9	379	40	14	23	3	40/40	33/42	30:52
	86-40.9	89-679	34-15	355	43	19	18	6	40/41	19/25	29:08
1986	89-38.7	105-876	28-16	307	35	18	16	1	32/34	21/32	29:45
	82-39.0	107-876	31-13	336	39	10	22	7	36/38	22/39	30:15
1987	82-40.2	105-801	37-8	285	31	11	13	7	31/31	22/29	29:44
	70-39.2	95-771	41-17	299	34	8	22	4	31/34	20/26	30:16
1988	71-41.5	99-803	40-19	336	36	17	15	4	34/36	28/36	28:31
	67-40.7	79-705	35-13	421	49	20	25	4	47/49	26/32	31:29
1989	83-40.6	116-986	32-18	265	29	17	10	2	28/29	21/30	28:50
	69-40.5	96-785	40-21	326	38	16	17	5	37/38	19/27	31:10
1990	66-37.2	110-928	40-17	292	33	11	20	2	32/33	20/25	30:06
	64-40.9	89-719	33-18	240	26	13	9	4	26/26	18/28	29:54
1991	75-39.9	116-933	37-14	292	32	8	20	4	31/31	23/33	27:06
	65-41.6	84-685	27-11	344	38	14	21	3	38/38	26/41	32:55
1992	74-42.1	106-941	28-18	299	31	13	15	3	29/31	28/36	32:05
	74-42.0	104-814	34-21	225	24	6	15	3	24/24	19/28	27:55
1993	89-42.5	100-861	28-15	308	32	13	16	3	32/32	28/30	32:15
	82-43.9	77-652	37-14	281	30	6	16	8	29/30	24/29	27:45
1994	97-39.7	119-974	18-8	316	35	15	17	3	32/32	24/29	31:58
	97-42.2	91-763	31-14	234	23	7	12	4	22/22	24/29	28:02
1995	59-40.1	109-839	24-13	407	44	17	21	6	39/39	34/41	32:36
	85-43.3	101-931	30-12	327	37	9	24	4	34/34	23/25	27:24
1996	72-40.7	84-665	27-14	344	39	18	15	6	37/37	23/30	30:08
	86-43.8	97-746	28-17	257	27	7	17	3	26/26	21/26	29:52
1997	64-42.6	95-861	25-14	372	44	19	22	3	40/40	22/25	32:05
	66-42.5	90-708	26-14	307	31	5	24	1	26/26	21/26	29:52
1998	82-43.5	79-690	18-12	263	26	8	13	5	23/23	26/32	30:20
	76-45.8	106-854	28-13	303	30	8	17	5	23/24	32/41	29:40
1999	84-45.2	119-945	19-7	317	35	14	19	2	30/31	25/29	31:28
	92-40.6	101-813	29-14	320	36	10	20	6	34/35	20/26	28:32
2000	81-43.3	81/667	24-11	321	35	19	12	4	32/33	25/30	31:27
	81-43.3	105/876	25-18	255	24	9	13	2	24/24	29/34	28:33
2001	63-41.4	86/737	28-9	352	38	17	16	5	34/37	30/44	34:10
	87-42.3	71/585	27-12	212	26	5	19	2	23/24	9/20	25:50
2002	63/41.0	90/712	26/14	390	43	15	26	2	35/37	29/40	32:47
	77/40.3	106/927	22/17	345	41	16	19	6	37/38	20/26	27:13



YEAR-BY-YEAR LEADERS

RUSHING

Year	Player	Att.	Yards	Avg.	LG	TDs
1934	WARREN HELLER	132	528	4.0	—	1
1935	ART STRUTT	92	323	3.5	—	3
1936	WARREN HELLER	106	322	3.0	—	4
1937	JOHN KARCIS	128	511	4.0	—	3
1938	BYRON WHITE (rookie)	152	567#	3.7	—	3
1939	BOYD BRUMBAUGH	111	343	3.1	—	2
1940	LOU TOMASETTI	68	246	3.6	—	2
1941	DICK RIFFLE	109	388	3.6	54	1
1942	BILL DUDLEY (rookie)	162	696#	4.3	42	5
1943	JACK HINKLE	116	571	4.9	—	4
1944	JOHN GRIGAS	185	610	3.3	—	4
1945	BUIST WARREN	96	285	3.0	75	2
1946	BILL DUDLEY	146	604#	4.1	42	3
1947	JOHNNY CLEMENT	129	670	5.2	43	4
1948	BOB CIFERS	112	361	3.2	21	1
1949	JERRY NUZUM	139	611	4.4	64	5
1950	JOE GERI	188	705	3.8	45	3
1951	FRAN ROGEL	109	385	3.5	51	2
1952	RAY MATHEWS	66	315	4.7	36	0
1953	FRAN ROGEL	137	527	3.8	58	0
1954	FRAN ROGEL	111	415	3.7	16	1
1955	FRAN ROGEL	168	588	3.5	19	2
1956	FRAN ROGEL	131	476	3.6	40	2
1957	BILLY WELLS	154	532	3.5	51	5
1958	TOM TRACY	169	714	4.2	64	5
1959	TOM TRACY	199	794	4.0	51	5
1960	TOM TRACY	192	680	3.4	28	5
1961	JOHN HENRY JOHNSON	213	787	3.9	44	6
1962	JOHN HENRY JOHNSON	251	1,141	4.5	40	7
1963	JOHN HENRY JOHNSON	186	775	4.2	48	4
1964	JOHN HENRY JOHNSON	235	1,048	4.5	45	7
1965	DICK HOAK	131	426	3.2	42	3
1966	BILL ASBURY	169	544	3.3	45	7
1967	DON SHY (rookie)	99	341	3.4	33	4
1968	DICK HOAK	175	858	4.9	77†	3
1969	DICK HOAK	151	531	3.5	77	3
1970	JOHN FUQUA	138	691	5.0	85	7
1971	JOHN FUQUA	155	625	4.0	30	4
1972	FRANCO HARRIS (rookie)	188	1,055	5.6*	75†	10
1973	FRANCO HARRIS	188	698	3.7	35	3
1974	FRANCO HARRIS	208	1,006	4.8	54	6
1975	FRANCO HARRIS	262	1,246	4.8	36	10
1976	FRANCO HARRIS	289	1,128	3.9	30	14
	ROCKY BLEIER	220	1,036	4.7	28	5
1977	FRANCO HARRIS	300	1,162	3.9	61†	11
1978	FRANCO HARRIS	310	1,082	3.5	37	8
1979	FRANCO HARRIS	261	1,186	4.4	71	11
1980	FRANCO HARRIS	208	789	3.8	26	4
1981	FRANCO HARRIS	242	987	4.1	50	9
1982	FRANCO HARRIS	140	604	4.3	21	3
1983	FRANCO HARRIS	279	1,007	3.6	19	6
1984	FRANK POLLARD	213	851	4.0	52	6
1985	FRANK POLLARD	233	991	4.3	56	5
1986	EARNEST JACKSON	216	910	4.2	31	5
1987	EARNEST JACKSON	180	696	3.9	39	3
1988	MERRIL HOGE	170	705	4.1	20	3
1989	TIM WORLEY (rookie)	195	770	3.9	38	5
1990	MERRIL HOGE	203	772	3.8	41†	2
1991	MERRIL HOGE	165	610	3.7	24	1
1992	BARRY FOSTER	390*#	1,690†	4.3	59	11†
1993	LEROY THOMPSON	205	763	3.7	36	3
1994	BARRY FOSTER	216	851	3.9	29†	5
1995	ERRIC PEGRAM	213	813	3.8	38	5
1996	JEROME BETTIS	320	1,431	4.5	50†	11
1997	JEROME BETTIS	375	1,665	4.4	34	7
1998	JEROME BETTIS	316	1,185	3.8	42	3
1999	JEROME BETTIS	299	1,091	3.6	35	7
2000	JEROME BETTIS	355	1,341	3.8	30	8
2001	JEROME BETTIS	225	1,072	4.8	48	4
2002	AMOS ZEREQUE	193	762	3.9	42	4

TOTAL YARDS FROM SCRIMMAGE

Year	Player	Total Yards	Rush. Yards	Rec. Yards
1947	JOHNNY CLEMENT	676	670	6
1948	VAL JANSANTE	620	3	623
1949	JERRY NUZUM	692	611	81
1950	JOE GERI	738	705	33



YEAR-BY-YEAR LEADERS

TOTAL YARDS FROM SCRIMMAGE (cont.)

Year	Player	Total Yards	Rush. Yards	Rec. Yards
1951	LYNN CHANDNOIS	822	332	490
1952	ELBIE NICKEL	884	0	884
1953	LYNN CHANDNOIS	882	470	412
1954	RAY MATHEWS	894	242	652
1955	RAY MATHEWS	949	187	762
1956	FRAN ROGEL	564	476	88
1957	JACK McCLAIKEN	630	0	630
1958	TOM TRACY	1,249	714	535
1959	TOM TRACY	1,067	794	273
1960	TOM TRACY	1,025	680	345
1961	JOHN HENRY JOHNSON	1,111	787	324
1962	JOHN HENRY JOHNSON	1,367	1,141	226
1963	BUDDY DIAL	1,295	0	1,295
1964	JOHN HENRY JOHNSON	1,117	1,048	69
1965	GARY BALLMAN	905	46	859
1966	ROY JEFFERSON	808	36	772
1967	J.R. WILBURN	767	0	767
1968	ROY JEFFERSON	1,131	57	1,074
1969	ROY JEFFERSON	1,125	46	1,079
1970	FRENCHY FUQUA	980	691	289
1971	FRENCHY FUQUA	1,052	625	427
1972	FRANCO HARRIS (rookie)	1,235	1,055	180
1973	FRANCO HARRIS	767	698	69
1974	FRANCO HARRIS	2,066	1,006	200
1975	FRANCO HARRIS	1,460	1,246	214
1976	ROCKY BLEIER	1,330	1,036	294
1977	FRANCO HARRIS	1,224	1,162	62
1978	FRANCO HARRIS	1,226	1,082	144
1979	FRANCO HARRIS	1,477	1,186	291
1980	FRANCO HARRIS	985	789	196
1981	FRANCO HARRIS	1,237	987	250
1982	FRANCO HARRIS	853	604	249
1983	FRANCO HARRIS	1,285	1,007	278
1984	JOHN STALLWORTH	1,395	0	1,395
1985	FRANK POLLARD	1,241	991	250
1986	WALTER ABERCROMBIE	1,272	877	395
1987	EARNEST JACKSON	748	696	52
1988	MERRIL HOGE	1,192	705	487
1989	LOUIS LIPPS	1,124	180	944
1990	MERRIL HOGE	1,114	772	342
1991	MERRIL HOGE	989	610	379
1992	BARRY FOSTER	2,034	1,690	344
1993	EROY THOMPSON	1,022	763	259
1994	BYRON "BAM" MORRIS (rookie)	1,040	836	204
1995	YANCEY THIGPEN	1,308	1	1,307
1996	JEROME BETTIS	553	1,431	122
1997	JEROME BETTIS	1,775	1,665	110
1998	JEROME BETTIS	1,275	1,185	90
1999	JEROME BETTIS	1,201	1,091	110
2000	JEROME BETTIS	1,438	1,341	97
2001	JEROME BETTIS	1,120	1,072	48
2002	HINES WARD	1,471	142	1,329

PASSING

Year	Player	Att.	Comp.	Yards	TDs	Ints	Rtg.
1934	WARREN HELLER	112	31	511	—	15	—
1935	WARREN HELLER	41	9	88	—	—	—
1936	ED MATESIC	138	64	850	—	16	—
1937	FRANK FISKE	43	17	318	—	4	—
1938	FRANK FILCHOK (rookie)	101	41	469	—	11	—
1939	HUGH McCULLOUGH (rookie)	100	32	443	2	12	14.3
1940	BILL PATTERSON	117	34	529	—	15	—
1941	BOYD BRUMBAUGH	41	13	260	2	8	31.7
1942	BILL DUDLEY (rookie)	94	35	438	2	5	37.4
1943	ROY ZIMMERMAN	124	43	846	9	17	44.2
1944	JOHNNY GRIGAS	131	50	690	6	21	31.6
1945	BUIST WARREN	92	36	368	0	10	11.8
1946	BILL DUDLEY	90	32	452	2	9	20.3
1947	JOHNNY CLEMENT	123	52	1,004	7	9	59.9
1948	RAY EVANS	137	64	924	5	17	41.9
1949	JOE GERI (rookie)	77	31	554	5	5	60.2
1950	JOE GERI	113	41	866	6	15	42.3
1951	CHUCK ORTMANN (rookie)	139	56	671	3	13	24.0
1952	JIM FINKS	336	158	2,307	20	19	66.1
1953	JIM FINKS	292	131	1,484	8	14	49.7
1954	JIM FINKS	305	164	2,003	14	19	63.6
1955	JIM FINKS	344	165	2,270	10	26	47.6

YEAR-BY-YEAR LEADERS

PASSING (cont.)

Year	Player	Att.	Comp.	Yards	TDs	Ints	Rtg.
1956	TED MARCHIBRODA	275	124	1,585	12	19	49.6
1957	EARL MORRALL	289	139	1,900	11	12	64.7
1958	BOBBY LAYNE	268	133	2,339	14	12	78.4
1959	BOBBY LAYNE	297	142	1,986	20	21	62.6
1960	BOBBY LAYNE	209	103	1,814	13	17	66.3
1961	RUDY BUKICH	156	89	1,253	11	16	67.2
1962	BOBBY LAYNE	233	116	1,686	9	17	56.3
1963	ED BROWN	362	168	2,982	21	20	71.5
1964	ED BROWN	272	121	1,990	12	19	55.3
1965	BILL NELSEN	270	121	1,917	8	17	52.8
1966	RON SMITH	181	79	1,249	8	12	54.4
1967	KENT NIX	268	136	1,567	8	19	49.6
1968	DICK SHINER	304	148	1,856	18	17	64.5
1969	DICK SHINER	209	97	1,422	7	10	60.4
1970	TERRY BRADSHAW (rookie)	218	83	1,410	6	24	30.6
1971	TERRY BRADSHAW	373	203	2,259	13	22	59.8
1972	TERRY BRADSHAW	308	147	1,887	12	12	64.1
1973	TERRY BRADSHAW	180	89	1,183	10	15	54.7
1974	JOE GILLIAM	212	96	1,274	4	8	55.4
	TERRY BRADSHAW	148	67	785	7	7	55.1
1975	TERRY BRADSHAW	288	165	2,055	18	9	87.8
1976	TERRY BRADSHAW	192	92	1,177	10	19	65.3
1977	TERRY BRADSHAW	314	162	2,523	17	19	71.2
1978	TERRY BRADSHAW	368	207	2,915	28	20	84.8
1979	TERRY BRADSHAW	472	259	3,724	26	25	77.0
1980	TERRY BRADSHAW	424	218	3,339	24	22	75.1
1981	TERRY BRADSHAW	370	201	2,887	22	14	84.0
1982	TERRY BRADSHAW	240	127	1,768	17	11	81.4
1983	CLIFF STODT	381	197	2,553	12	21	60.8
1984	MARK MALONE	272	147	2,137	16	17	73.3
1985	MARK MALONE	233	117	1,428	13	7	75.6
1986	MARK MALONE	425	216	2,444	15	18	62.6
1987	MARK MALONE	336	156	1,896	6	19	46.5
1988	BUBBY BRISTER	370	175	2,634	11	14	65.3
1989	BUBBY BRISTER	342	187	2,365	9	10	73.1
1990	BUBBY BRISTER	387	223	2,725	20	14	81.6
1991	NEIL O'DONNELL	286	156	1,963	11	7	78.8
	BUBBY BRISTER	190	103	1,350	9	9	72.9
1992	NEIL O'DONNELL	313	185	2,283	13	9	83.6
1993	NEIL O'DONNELL	486	270	3,208	14	7	79.5
1994	NEIL O'DONNELL	370	212	2,443	13	9	76.9
1995	NEIL O'DONNELL	416	246	2,970	17	7	87.7
1996	MIKE TOMCZAK	401	222	2,767	15	17	71.8
1997	KORDELL STEWART	440	236	3,020	21	17	75.2
1998	KORDELL STEWART	458	252	2,560	11	18	62.9
1999	MIKE TOMCZAK	258	139	1,625	12	8	75.8
2000	KORDELL STEWART	289	151	1,860	11	8	73.6
2001	KORDELL STEWART	442	266	3,106	14	11	81.7
2002	TOMMY MADDOX	377	234	2,836	20	16	85.2

PASS RECEIVING

Year	Player	No.	Yards	Avg.	LG	TDs
1934	BEN SMITH	12	190	15.8	—	0
1935	JIM LEVEY	11	112	10.2	—	2
1936	WILBUR SORTET	14	197	14.1	—	1
1937	JOHNNY BLOOD	10	168	16.8	—	4
1938	BILL DAVIDSON	12	229	19.1	—	0
1939	SAM BOYD (rookie)	21	423	20.1	—	2
1940	GEORGE PIATUKAS	15	290	19.3	—	2
1941	DON LOONEY	10	186	18.6	66	1
1942	WALT KICHEFSKI	15	189	12.6	26	0
1943	TONY BOVA	17	419	24.7	51	5
1944	ED RUCINSKI	22	284	12.9	40	0
1945	TONY BOVA	15	220	14.7	52	1
1946	VAL JANSANTE	10	136	13.6	34	1
1947	VAL JANSANTE	35	599	17.1	46	5
1948	VAL JANSANTE	39	623	16.0	66	3
1949	VAL JANSANTE	29	445	15.3	47	4
1950	VAL JANSANTE	26	353	13.6	40	0
1951	HANK MINARIK (rookie)	35	459	13.1	37	0
1952	ELBIE NICKEL	35	884	16.1	34	9
1953	ELBIE NICKEL	52	743	12.0	40	4
1954	RAY MATHEWS (RB)	44	652	14.8	78	6
1955	RAY MATHEWS (RB)	42	762	18.1	61	5
1956	RAY MATHEWS (RB)	31	540	17.4	64	5
1957	JACK MCCLAIREN	46	630	13.7	48	2
1958	JIMMY ORR	33	910	27.6	78	7
1959	JIMMY ORR	35	604	17.3	43	5

YEAR-BY-YEAR LEADERS

PASS RECEIVING (cont.)

Year	Player	No.	Yards	Avg.	LG	TDs
1960	BUDDY DIAL	40	972	24.3	70	9
1961	BUDDY DIAL	53	1,047	19.8	88	12*
1962	BUDDY DIAL	50	981	19.6	62	6
1963	BUDDY DIAL	60	1,295	21.6	83	9
1964	GARY BALLMAN (RB)	47	935	19.9	47	7
1965	GARY BALLMAN (RB)	40	859	21.5	88	5
1966	JOHN HILTON (TE)	46	603	13.1	32	4
1967	J.R. WILBURN	51	767	15.0	66	5
1968	ROY JEFFERSON	58	1,074	18.5	62	11
1969	ROY JEFFERSON	67	1,079	16.1	63	9
1970	RON SHANKLIN (rookie)	30	691	23.0	81	4
1971	RON SHANKLIN	49	652	13.3	42	6
	JOHN FUQUA (RB)	49	427	8.7	40	1
1972	RON SHANKLIN	38	669	17.6	57	3
1973	RON SHANKLIN	30	711	23.7	67	10
1974	FRANK LEWIS	30	365	12.2	31	4
1975	LYNN SWANN	49	781	15.9	43	11
1976	LYNN SWANN	28	576	20.6	47	3
1977	LYNN SWANN	50	789	15.8	47	7
1978	LYNN SWANN	61	880	14.4	62	11
1979	JOHN STALLWORTH	70	1,183	16.9	65	8
1980	LYNN SWANN	44	710	16.1	68	7
1981	JOHN STALLWORTH	63	1,098	17.4	55	5
1982	FRANCO HARRIS (RB)	31	249	8.0	20	0
1983	CALVIN SWEENEY	39	577	14.8	42	5
1984	JOHN STALLWORTH	80	1,395	17.4	51	11
1985	JOHN STALLWORTH	75	937	12.5	41	2
1986	WALTER ABERCROMBIE (RB)	47	395	8.4	27	2
1987	JOHN STALLWORTH	41	521	12.7	45	2
1988	LOUIS LIPPS	50	973	19.5	89†	5
	MERRIL HOGE (RB)	50	487	9.7	40	3
1989	LOUIS LIPPS	50	944	18.9	79†	5
1990	LOUIS LIPPS	50	682	13.6	37	2
1991	LOUIS LIPPS	55	671	12.2	35	2
1992	JEFF GRAHAM	49	711	14.5	51	1
1993	ERIC GREEN (TE)	63†	942†	15.0	71†	5
1994	JOHN L. WILLIAMS	51†	378	7.4	23	2
1995	YANCEY THIGPEN	85	1,307	15.4	43	5
1996	ANDRE HASTINGS	72	739	10.3	38	6
1997	YANCEY THIGPEN	79	1,398*	17.7	69†	7
1998	COURTNEY HAWKINS	66	751	11.4	53	1
1999	TROY EDWARDS (rookie)	61	714	11.7	41	5
	HINES WARD	61	638	10.5	42	7
2000	HINES WARD	48	672	14.0	77†	4
2001	HINES WARD	94	1,003	10.7	34	4
	PLAXICO BURRESS	66	1,008	15.3	43	6
2002	HINES WARD	112*	1,329	11.9	72†	12*

SCORING

Year	Player	TDs	PATs	FGs	TP
1935	ARMAND NICCOLAI	0	10	6	28
1936	ARMAND NICCOLAI	0	7	7	28
1937	JOHNNY "BLOOD" MCNALLY	5	0	0	30
1938	BYRON WHITE (rookie)/BILL SORTET	4	0	0	24
1939	ARMAND NICCOLAI	0	15	3	24
1940	ARMAND NICCOLAI	0	6	6	24
1941	ART JONES	5	0	0	30
1942	BILL DUDLEY (rookie)	6	0	0	36
1943	ERNIE STEELE/BOB THURBON	6	0	0	36
1944	BOB THURBON	5	0	0	30
1945	BILL DUDLEY	3	2	0	20
1946	BILL DUDLEY	5	12	2	48
1947	STEVE LACH	9	0	0	54
1948	JOE GLAMP	3	26	4	56
1949	JOE GERI (rookie)	5	12	1	45
1950	JOE GERI	3	22	8	64
1951	JOE GERI	4	22	7	67
1952	ELBIE NICKEL	9	0	0	54
1953	NICK BOLKOVAC	1	27	4	45
1954	RAY MATHEWS	8	0	0	48
1955	RAY MATHEWS	7	0	0	42
1956	ELBIE NICKEL/LYNN CHANDNOIS	5	0	0	30
1957	EARL GIRARD	4	2	1	29
1958	TOM MINER	0	31	14	73
1959	BOBBY LAYNE	2	32	11	77



YEAR-BY-YEAR LEADERS

SCORING (cont.)

Year	Player	TDs	PATs	FGs	TP
1960	TOM TRACY	9	0	3	63
1961	BUDDY DIAL	12	0	0	72
1962	LOU MICHAELS	0	32	26	110
1963	LOU MICHAELS	0	32	21	95
1964	MIKE CLARK	0	28	13	67
1965	MIKE CLARK	0	19	11	52
1966	MIKE CLARK	0	34	21	97
1967	MIKE CLARK	0	35	12	71
1968	ROY JEFFERSON	12	0	0	72
1969	GENE MINGO	0	26	12	62
1970	JOHN FUQUA	9	0	0	54
1971	ROY GERELA	0	27	17	78
1972	ROY GERELA	0	35	28	119
1973	ROY GERELA	0	36	29	123 ⁺
1974	ROY GERELA	0	33	20	93 ⁺
1975	ROY GERELA	0	44	17	95
1976	FRANCO HARRIS	14	0	0	84
1977	FRANCO HARRIS	11	0	0	66
1978	ROY GERELA	0	44	17	95
1979	MATT BAHR (rookie)	0	50 ⁺	18	104
1980	MATT BAHR	0	39	19	96
1981	DAVE TROUT (rookie)	0	38	12	74
1982	GARY ANDERSON (rookie)	0	22	10	52
1983	GARY ANDERSON	0	38	27	119 ⁺
1984	GARY ANDERSON	0	45	24	117 ⁺
1985	GARY ANDERSON	0	40	33 [#]	139 ⁺
1986	GARY ANDERSON	0	32	21	95
1987	GARY ANDERSON	0	21	22	87
1988	GARY ANDERSON	0	34	28	118
1989	GARY ANDERSON	0	28	21	91
1990	GARY ANDERSON	0	32	20	92
1991	GARY ANDERSON	0	31	23	100
1992	GARY ANDERSON	0	29	28	113
1993	GARY ANDERSON	0	32	28	116
1994	GARY ANDERSON	0	32	24	104
1995	NORM JOHNSON	0	35	34 [*]	141 ⁺
1996	NORM JOHNSON	0	37	23	106
1997	NORM JOHNSON	0	40	22	106
1998	NORM JOHNSON	0	21	26	99
1999	KRIS BROWN (rookie)	0	30	25	105
2000	KRIS BROWN	0	32	25	107
2001	KRIS BROWN	0	34	30	124
2002	HINES WARD	12	0	0	78

INTERCEPTIONS

Year	Player	No.	Yards	LG	TDs
1946	BILL DUDLEY	10 [#]	242	80 ^t	1
1947	TONY COMPAGNO	4	168	64 ^t	2 [*]
	WALT SLATER	4	38	38	0
1948	TONY COMPAGNO	7 ^t	79	82 ^t	1
1949	HOWARD HARTLEY	6	63	41	0
1950	HOWARD HARTLEY	5	84	38	0
1951	HOWARD HARTLEY	10	69	23	0
1952	JACK BUTLER	7	168	41	0
1953	JACK BUTLER	9	147	28	1
1954	PAUL CAMERON (rookie)	7	118	32	0
1955	RICHIE McCABE (rookie)	3	29	25	0
1956	JACK BUTLER	6	113	34	0
1957	JACK BUTLER	10	85	20	0
1958	JACK BUTLER	9	81	19	0
1959	DEAN DERBY	7	127	24	0
1960	DICK MOEGLE	6	49	31	0
1961	JOHN SAMPLE	8	141	42	0
1962	CLENDON THOMAS	7	48	15	0
1963	CLENDON THOMAS	8	122	32	0
1964	BRADY KEYS	2	11	11	0
1964	DICK HALEY	5	11	8	0
	WILLIE DANIEL	5	4	4	0
1965	JIM BRADSHAW	5	117	82 ^t	1
1966	MARV WOODSON	4	91	56 ^t	1
1966	JIM BRADSHAW	4	82	28	1
	BRADY KEYS	4	0	0	0
1967	MARV WOODSON	7	49	24	0
1968	PAUL MARTHA	3	43	23	0
	RAY MAY	3	31	25 ^t	1
	MARV WOODSON	3	23	12	0



YEAR-BY-YEAR LEADERS

INTERCEPTIONS (cont.)

Year	Player	No.	Yards	LG	TDs
1969	BOB HOHN	5	64	24	0
	PAUL MARTHA	5	37	15	0
1970	LEE CALLAND	7	38	21	0
1971	JOHN ROWSER	4	94	70	1
1972	JACK HAM	7	83	32	1
1973	MIKE WAGNER	8	134	38	0
1974	GLEN EDWARDS	9	153	59	1
	J.T. THOMAS	9	22	14	0
	JACK HAM	9	13	10	0
1975	MEL BLOUNT	11 ⁺	121	47	0
1976	GLEN EDWARDS	6	95	55	0
	MEL BLOUNT	6	75	28	0
1977	MEL BLOUNT	6	85	37	0
1978	TONY DUNGY	6	95	65	0
1979	JACK LAMBERT	6	29	23	0
1980	DONNIE SHELL	7	135	67	0
1981	MEL BLOUNT	7	106	50	1
	JACK LAMBERT	7	76	31	0
1982	DWAYNE WOODRUFF	5	53	30	0
	DONNIE SHELL	5	27	18	0
1983	RICK WOODS	5	53	31	0
	DONNIE SHELL	5	18	18	0
1984	DONNIE SHELL	7	71	52	1
1985	DWAYNE WOODRUFF	5	80	33	0
1986	LUPE SANCHEZ	5	71	67	1
	ERIC WILLIAMS	5	44	25	0
	DONNIE SHELL	5	29	17	0
	RICK WOODS	5	26	23	0
	HARVEY CLAYTON	3	18	14	0
	BRYAN HINKLE	3	7	6	0
1987	DWAYNE WOODRUFF	5	91	33	1
1988	DWAYNE WOODRUFF	4	109	78	1
	ROD WOODSON	4	98	29	0
1989	DWAYNE WOODRUFF	4	57	35	0
1990	ROD WOODSON	5	67	34	0
1991	THOMAS EVERETT	4	53	27	0
1992	DARREN PERRY (rookie)	6	69	34	0
1993	ROD WOODSON	8	138	63	1
1994	DARREN PERRY	7	112	42	0
1995	WILLIE WILLIAMS	7 [†]	122	63	1
1996	ROD WOODSON	6	121	43	1
1997	DONNELL WOOLFORD	4	91	34	0
	DARREN PERRY	4	77	42	0
1998	DEWAYNE WASHINGTON	5	178	78	2
1999	SCOTT SHIELDS (rookie)	4	75	25	0
	DEWAYNE WASHINGTON	4	1	0	0
2000	DEWAYNE WASHINGTON	5	59	31	0
	CHAD SCOTT	5	49	33	0
2001	CHAD SCOTT	5	204	62	2
2002	JOEY PORTER	4	153	84	0
	BRENT ALEXANDER	4	37	25	0

QUARTERBACK SACKS

Year	Player	No.	Year	Player	No.
1972	JOE GREENE	11.0	1987	MIKE MERRIWEATHER	5.5
1973	L.C. GREENWOOD	8.5	1988	TIM JOHNSON	4.0
1974	ERNIE HOLMES	11.5	1989	GREG LLOYD	7.0
1975	ERNIE HOLMES	8.5	1990	GERALD WILLIAMS	6.0
1976	JOE GREENE	6.0	1991	JERROL WILLIAMS	9.0
1977	STEVE FURNESS	8.5	1992	GREG LLOYD	6.5
1978	L.C. GREENWOOD	9.0	1993	KEVIN GREENE	12.5
1979	L.C. GREENWOOD	7.0	1994	KEVIN GREENE	14.0
	STEVE FURNESS	7.0	1995	KEVIN GREENE	9.0
1980	L.C. GREENWOOD	5.0	1996	CHAD BROWN	13.0
1981	GARY DUNN	8.0	1997	CARNELL LAKE	6.0
1982	TOM BEASLEY	6.0	1998	JASON GILDON	11.0
	GARY DUNN	6.0	1999	JASON GILDON	8.5
1983	KEITH WILLIS	14.0	2000	JASON GILDON	13.5
1984	MIKE MERRIWEATHER	15.0 [*]	2001	JASON GILDON	12.0
1986	KEITH WILLIS	12.0	2002	JASON GILDON	9.0
1985	KEITH WILLIS	5.5		JOEY PORTER	9.0

† AFC Leader

+ Team record for TE

* Tied for NFL lead

‡ Team record for RB

§ Tied for AFC lead

NFL leader

* Team record

2002 Final Regular-Season Statistics (10-5-1)

Date	Result	Opponent	Attn.
9/9	L 30-14	at New England	68,436
9/15	L 30-17	Oakland	62,260
9/29	W 16-13/OT	Cleveland	62,864
10/6	L 32-29	at New Orleans	67,734
10/13	W 34-7	at Cincinnati	63,900
10/21	W 28-10	Indianapolis	62,800
10/27	W 31-18	at Baltimore	69,638
11/3	W 23-20	at Cleveland	73,718
11/10	T 34-34/OT	Atlanta	62,779
11/17	L 31-23	at Tennessee	68,804
11/24	W 29-21	Cincinnati	60,473
12/1	W 25-23	at Jacksonville	55,260
12/8	L 24-6	Houston	58,551
12/15	W 30-14	Carolina	58,586
12/23	W 17-7	at Tampa Bay	65,684
12/29	W 34-31	Baltimore	61,961

Team Statistics	Pitt.	Opp.
Total First Downs	343	279
Rushing	119	77
Passing	200	178
Penalty	24	24
3rd Down: Made/Att	94/223	98/225
3rd Down Pct.	42.2	43.6
4th Down: Made/Att	14/23	7/13
4th Down Pct.	60.9	53.8
Possession Avg.	32:47	27:13
Total Net Yards	5952	4835
Avg. Per Game	372.0	302.2
Total Plays	1097	982
Avg. Per Play	5.4	4.9
Net Yards Rushing	2120	1375
Avg. Per Game	132.5	85.9
Total Rushes	512	359
Net Yards Passing	3832	3460
Avg. Per Game	239.5	216.3
Sacked/Yards Lost	34/204	50/313
Gross Yards	4036	3773
Att./Completions	551/350	573/336
Completion Pct.	63.5	58.6
Had Intercepted	22	19
Punts/Average	63/41.0	77/40.3
Net Punting Avg.	33.2	35.0
Penalties/Yards	90/712	106/927
Fumbles/Ball Lost	26/14	22/17
Touchdowns	43	41
Rushing	15	16
Passing	26	19
Returns	2	6

Score by Periods	Q1	Q2	Q3	Q4	OT	PTS
Team	113	124	61	89	3	390
Opponents	79	73	86	107	0	345

Scoring	TD	R	P	Rt	Pat	FG	S	Pts.
Ward	12	0	12	0		0	78	
Peterson	0	0	0	0	25/26	12/21	0	61
Read	0	0	0	0	10/11	17/19	0	61
Bettis	9	9	0	0		0	54	
Burrese	7	0	7	0		0	44	
Zereoue	4	4	0	0		0	24	
Randle El	3	0	2	1		0	18	
Mathis	2	0	2	0		0	12	
Stewart	2	2	0	0		0	12	
Kreider	1	0	1	0		0	6	
Tuman	1	0	1	0		0	6	
Scott	1	0	0	1		0	6	
Bruener	1	0	1	0		0	6	
Team	43	15	26	2	35/37	29/40	0	390
Opponents	41	16	19	6	37/38	20/26	0	345

Sacks: Porter 9.0, Gildon 9.0, Haggans 6.5, Smith 5.5, Bailey 5.5, Bell 4.0, Flowers 4.0, von Oelhoffen 3.0, Hampton 2.0, Alexander 1.0, Logan 0.5, **Team 50.0, Opponents 34.0**

2-Pt. Conversions: Ward-3, Burrese, Kreider, Team 5-6, Opponents 1-3

Rushing	No.	Yds	Avg	Lg	TD
Zereoue	193	762	3.9	42	4
Bettis	187	666	3.6	41	9
Stewart	43	191	4.4	28	2
Ward	12	142	11.8	39	0
Randle El	19	134	7.1	24	0
Furness/Maddox	23	115	5.0	17	0
Haynes	10	51	5.1	20	0
Maddox	19	43	2.3	21	0
Kreider	6	16	2.7	5	0
Team	512	2120	4.1	42	15
Opponents	359	1375	3.8	59	16

Receiving	No.	Yds.	Avg.	Lg	TD
Ward	112	1329	11.9	72	12
Burrese	78	1325	17.0	62	7
Randle El	47	489	10.4	36	2
Zereoue	42	341	8.1	54	0
Mathis	23	218	9.5	22	2
Kreider	18	122	6.8	15	1
Bruener	13	66	5.1	10	1
Bettis	7	57	8.1	15	0
Tuman	4	63	15.8	27	1
Haynes	3	10	3.3	7	0
Furness/Maddox	2	12	6.0	6	0
Cushing	1	4	4.0	4	0
Team	350	4036	11.5	72	26
Opponents	336	3773	11.2	64	19

Interceptions	No.	Yds.	Avg.	Lg	TD
Porter	4	153	38.3	84	0
Alexander	4	37	9.3	25	0
Washington	3	51	17.0	28	0
Townsend	3	3	1.0	2	0
Flowers	2	31	15.5	25	0
Scott	2	30	15.0	30	1
Logan	1	46	46.0	46	0
Team	19	351	18.5	84	1
Opponents	22	421	19.1	70	2

Punting	No.	Yds	Avg	Net	TB	In	Lg	B
Miller	55	2267	41.2	33.1	5	14	62	1
Rouen	7	316	45.1	38.7	1	1	55	0
Team	63	2583	41.0	33.2	6	15	62	1
Opponents	77	3102	40.3	35.0	6	17	63	1

Punt Returns	Ret	FC	Yds	Avg	Lg	TD
Randle El	37	11	257	6.9	29	0
Poteat	4	2	29	7.3	11	0
Scott	1	0	4	4.0	4	0
Team	42	13	290	6.9	29	0
Opponents	32	12	371	11.6	87	1

Kickoff Returns	No.	Yds	Avg	Lg	TD
Randle El	32	733	22.9	99	1
Mays	32	671	21.0	35	0
Poteat	5	103	20.6	25	0
Kreider	1	18	18.0	18	0
Bailey	1	12	12.0	12	0
Allred	1	7	7.0	7	0
Team	72	1544	21.4	99	1
Opponents	78	1671	21.4	96	1

Field Goals	1-19	20-29	30-39	40-49	50+
T. Peterson	1/1	2/3	6/10	3/7	0/0
J. Reed	0/0	5/5	5/5	6/7	1/2
Team	1/1	7/8	11/15	9/14	1/2
Opponents	0/0	7/7	2/3	11/15	0/1

Peterson:
(39N)(46G)(19G,27G,24B,31G)(34G,32WL,30G)(48SH)(34G)(43G,41WR,28G,42G)(34G,40RU,34G,48B)(31WR,37WR)(000000)

Reed:
(0000000000)(33G,51SH,43G,45G)(25G,29G,30G,46G,33G,50G)(40G,31G,43SH)(36G,41G,23G)(26G)(23G,48G)

Opponents:
(45G,28G,27G)(41G,45G,46WL,27G)(28G,28G,45SH)(40G,48G,31G,48G)(46SH)(48SH,41G)(28G)(36G,40G,56B)(39WR,43G)(000000)

Passing	Att	Cmp	Yds	Cmp%	TD	Int	Lg	Sack/Lost	Rating
Maddox	377	234	2836	62.1	20	16	72	26/148	85.2
Stewart	166	109	1155	65.7	6	8	64	7/46	82.8
Randle El	8	7	45	87.5	0	0	25	1/10	90.1
Team	551	350	4036	63.5	26	22	72	34/204	84.6
Opponents	573	336	3773	58.6	19	19	64	50/313	75.6



2001 Final Regular-Season Statistics (13-3)

Date	Result	Opponent	Attn.
9/9	L 21-3	at Jacksonville	63,785
9/30	W 20-3	at Buffalo	72,874
10/7	W 16-7	Cincinnati	62,335
10/14	W 20-17	at Kansas City	78,413
10/21	W 17-10	at Tampa Bay	65,588
10/29	W 34-7	Tennessee	63,763
11/4	L 13-10	Baltimore	62,906
11/11	W 15-12/OT	at Cleveland	73,218
11/18	W 20-7	Jacksonville	62,644
11/25	W 34-24	at Tennessee	68,801
12/2	W 21-16	Minnesota	62,661
12/9	W 18-7	New York Jets	62,884
12/16	W 26-21	at Baltimore	69,506
12/23	W 47-14	Detroit	62,809
12/30	L 26-23/OT	at Cincinnati	63,751
1/6	W 28-7	Cleveland	59,189

Team Statistics	Pitt.	Opp.
Total First Downs	314	254
Rushing	148	70
Passing	150	160
Penalty	16	24
3rd Down: Made/Att.	106/232	68/199
3rd Down Pct.	45.7	34.2
4th Down: Made/Att.	6/12	4/17
4th Down Pct.	50.0	23.5
Possession Avg.	34:10	25:50
Total Net Yards	5887	4137
Avg. Per Game	367.9	258.6
Total Plays	1065	919
Avg. Per Play	5.5	4.5
Net Yards Rushing	2774	1195
Avg. Per Game	173.4	74.7
Total Rushes	580	339
Net Yards Passing	3113	2942
Avg. Per Game	194.6	183.9
Sacked/Yards Lost	31/182	55/367
Gross Yards	3295	3309
Att./Completions	454/274	525/295
Completion Pct.	60.4	56.2
Had Intercepted	12	16
Punts/Average	63/41.4	67/42.3
Net Punting Avg.	63/34.6	67/36.3
Penalties/Yards	86/737	71/585
Fumbles/Ball Lost	28/9	27/12
Touchdowns	38	26
Rushing	17	5
Passing	16	19
Returns	5	2

Score by Periods	Q1	Q2	Q3	Q4	OT	PTS
Team	60	108	102	79	3	352
Opponents	33	81	13	82	3	212

Scoring	TD	R	P	Rt	Pat	FG	S	Pts.
Brown	0	0	0	0	34/37	30/44	0	124
Burress	6	0	0	0			0	36
Stewart	5	5	0	0			0	30
Bettis	4	4	0	0			0	24
Furness/Maddox	4	3	1	0			0	24
Ward	4	0	4	0			0	24
Edwards	2	1	0	1			0	12
Scott	2	0	0	2			0	12
Shaw	2	0	2	0			0	12
Zereoue	2	1	1	0			0	12
Bowers	1	1	0	0			0	6
Cushing	1	0	1	0			0	6
Gildon	1	0	1	0			0	6
Kreider	1	1	0	0			0	6
Maddox	1	1	0	0			0	6
Tuman	1	0	1	0			0	6
Washington	1	0	0	1			0	6
Team	38	17	16	5	34/37	30/44	0	352
Opponents	26	5	19	2	23/24	9/20	2	112

Sacks: Gildon 13.5, Porter 10.5, A. Smith 4.0, Townsend 3.5, Alexander 1.5, Battles 1.0, Flowers 1.0, Holmes 1.0, von Oelhoffen 1.0, Vrabel 1.0. **Team 39.0, Opponents 43.0**

2-Pl. Conversions: Team 0-1, Opponents 1-2

Rushing	No.	Yds	Avg	Lg	TD
Bettis	225	1,072	4.8	48	4
Stewart	96	537	5.6	48	5
Furness/Maddox	120	453	3.8	46	3
Zereoue	85	441	5.2	32	1
Bowers	18	84	4.7	21	1
Ward	10	83	8.3	36	0
Kreider	7	29	4.1	12	1
Edwards	5	28	5.6	12	1
Wilman	5	24	4.8	14	0
Maddox	6	9	1.5	8	1
Martin	1	8	8.0	8	0
Team	578	2768	4.8	48	17
Opponents	339	1195	3.5	36	5

Receiving	No.	Yds	Avg	Lg	TD
Ward	94	1003	10.7	34	4
Burress	66	1008	15.3	43	6
Shaw	24	409	17.0	90	2
Edwards	19	283	14.9	57	0
Furness/Maddox	16	127	7.9	54	1
Zereoue	13	154	11.8	62	1
Bruener	12	96	8.2	21	0
Bettis	8	46	6.0	16	0
Tuman	7	96	13.7	32	1
Wilman	6	32	5.3	12	0
Cushing	5	24	4.8	9	1
Kreider	2	5	2.5	5	0
Blackwell	1	8	8.0	8	0
Bowers	1	0	0.0	0	0
Team	274	3295	12.0	90	16
Opponents	295	3309	11.2	80	19

Interceptions	No.	Yds.	Avg.	Lg	TD
Scott	5	204	40.8	62	2
Alexander	4	39	9.8	22	0
Townsend	2	7	3.5	7	0
Logan	2	2	1.0	2	0
Washington	1	15	15.0	15	0
Clancy	1	3	3.0	3	0
Gildon	1	0	0.0	0	0
Team	16	270	16.9	62	2
Opponents	12	101	8.4	39	0

Punting	No.	Yds	Avg	Net	TB	In	Lg	B
Miller	59	2505	42.5	34.9	5	23	64	1
K. Brown	3	106	35.3	27.3	0	0	46	0
Team	63	2611	41.4	34.6	5	23	64	1
Opponents	87	3677	42.3	36.3	5	28	57	0

Punt Returns	Ret	FC	Yds	Avg	Lg	TD
Poteat	36	14	292	8.1	39	0
Edwards	10	0	83	8.3	28	0
Shaw	4	1	45	11.3	23	0
Team	50	15	420	8.4	39	0
Opponents	28	14	334	11.9	62	0

Kickoff Returns	No.	Yds	Avg	Lg	TD
Edwards	20	462	23.1	81	0
Poteat	18	250	15.6	30	0
Jackson	6	125	20.8	25	0
Blackwell	2	36	18.0	20	0
Logan	1	9	9.0	9	0
Shaw	1	2	2.0	2	0
Team	46	884	19.2	81	0
Opponents	73	1551	21.4	95	1

Field Goals	1-19	20-29	30-39	40-49	50+
K. Brown	0/0	7/7	15/20	6/15	2/2
Team	0/0	7/7	15/20	6/15	2/2
Opponents	0/0	3/5	4/6	2/7	0/2

Brown:
 (41G)(33N,30G,52G)(26G,42G,48G)(42G,55G)
 (35G)(48N,42G,27G)(38G,41N,33N,48N,35N)
 (31G,27G,37G,37G,45N,32G)(48G,28G)(39G,
 47N,37G)(40N)(26G,33G,40N,44N,38G,20G)
 (22G,33G,32N)(48N,37G,38N,31G)(38G)(I)
Opponents:
 (22N)(49N,23G)(51N)(I)(31G)(48N)(25G,39G)
 (40G)(47N)(49G)(25G,38N)(51N)(48N)(48N)
 (32N,28N,34G,31G)(I)

Passing	Att	Cmp	Yds	Cmp%	TD	Int	Lg	Sack/Lost	Rating
Stewart	442	266	3109	60.2	14	11	90	29/175	81.7
Maddox	9	7	154	77.8	1	1	57	1/4	116.2
Bettis	2	1	32	50.0	1	0	32	0/0	135.4
Ward	1	0	0	0.0	0	0	0	1/3	39.6
Team	454	274	3295	60.4	16	12	90	31/182	83.4
Opponents	525	295	3309	56.2	19	16	80	55/367	74.5

2000 Final Regular-Season Statistics (19-7)

Date	Result	Opponent	Attn.
9/3	L 16-0	Baltimore	55,049
9/17	L 23-20	at Cleveland	73,018
9/24	L 23-20	Tennessee	51,769
10/1	W 24-13	at Jacksonville	64,351
10/8	W 20-3	at N.Y. Jets	78,441
10/15	W 15-0	Cincinnati	54,328
10/22	W 22-0	Cleveland	57,659
10/29	W 9-6	at Baltimore	69,405
11/5	L 9-7	at Tennessee	68,498
11/12	L 26-23	Philadelphia	56,702
11/19	L 34-24	Jacksonville	50,925
11/26	W 48-28	at Cincinnati	63,925
12/3	W 21-20	Oakland	55,811
12/10	L 30-10	at N.Y. Giants	78,164
12/16	W 24-3	Washington	58,183
12/24	W 34-21	at San Diego	50,809

Team Statistics	Pitt.	Opp.
Total First Downs	283	252
Rushing	124	82
Passing	128	153
Penalty	31	17
3rd Down: Made/Att	86/229	78/222
3rd Down Pct.	37.6	35.1
4th Down: Made/Att	5/10	8/17
4th Down Pct.	50.0	47.1
Possession Avg.	31:27	28:33
Total Net Yards	4766	4713
Avg. Per Game	297.9	294.6
Total Plays	1009	985
Avg. Per Play	4.7	4.8
Net Yards Rushing	2248	1693
Avg. Per Game	140.5	105.8
Total Rushes	527	425
Net Yards Passing	2518	3020
Avg. Per Game	157.4	188.8
Sacked/Yards Lost	43/220	39/229
Gross Yards	2738	3249
Att./Completions	439/217	521/280
Completion Pct.	49.4	53.7
Had Intercepted	10	17
Punts/Average	91/43.3	84/43.3
Net Punting Avg.	91/37.5	84/35.5
Penalties/Yards	81/667	105/876
Fumbles/Ball Lost	24/11	25/18
Touchdowns	35	24
Rushing	19	9
Passing	12	13
Returns	4	2

Score by Periods	Q1	Q2	Q3	Q4	OT	PTS
Team	58	99	67	97	0	321
Opponents	67	76	50	59	3	255

Scoring	TD	R	P	Rt	Pat	FG	S	Pts.
Brown	0	0	0	0	32/33	25/30	0	107
Bettis	8	8	0	0			0	48
Stewart	7	7	0	0			0	42
Shaw	4	0	4	0			0	24
Ward	4	0	4	0			0	24
Huntley	3	3	0	0			0	20
Bruener	3	0	3	0			0	18
Porter	1	0	0	1			1	6
Blackwell	1	0	0	1			0	6
Furness/McIsaac	1	1	0	0			0	6
Gildon	1	0	0	1			0	6
Hawkins	1	0	1	0			0	6
Poteat	1	0	0	1			0	6
Team	35	19	12	4	32/33	25/30	1	321
Opponents	24	9	13	2	24/24	29/34	0	255

Sacks: Gildon 13.5, Porter 10.5, A. Smith 4.0, Townsend 3.5, Alexander 1.5, Battles 1.0, Flowers 1.0, Holmes 1.0, von Oelhoffen 1.0, Vrabel 1.0, **Team 39.0, Opponents 43.0**

2-Pl. Conversions: Huntley, Team 1-2, Opponents 0-0

Rushing	No.	Yds	Avg	Lg	TD
Bettis	355	1341	3.8	30	8
Stewart	78	436	5.6	45	7
Huntley	46	215	4.7	30	3
Furness/McIsaac	21	149	7.1	23	1
Ward	4	53	13.3	23	0
Kreider	2	24	12.0	22	0
Zeracoue	6	14	2.3	11	0
Graham	8	7	0.9	7	0
Witman	3	5	1.7	2	0
Edwards	3	4	1.3	15	0
Miller	1	0	0.0	0	0
Team	527	2248	4.3	45	19
Opponents	425	1693	4.0	46	9

Receiving	No.	Yds.	Avg.	Lg	TD
Ward	48	672	14.0	77	4
Shaw	40	672	16.8	45	4
Burress	22	273	12.4	39	0
Hawkins	19	238	12.5	33	1
Edwards	18	215	11.9	27	0
Bruener	17	192	11.3	30	3
Bettis	13	97	7.5	25	0
Furness/McIsaac	11	107	9.7	25	0
Huntley	10	91	9.1	19	0
Kreider	5	42	8.4	14	0
Witman	5	33	6.6	11	0
Cushing	4	17	4.3	5	0
Geason	3	66	22.0	36	0
Blackwell	2	23	11.5	14	0
Team	217	2738	12.6	77	12
Opponents	280	3249	11.6	79	13

Interceptions	No.	Yds.	Avg.	Lg	TD
Washington	5	59	11.8	31	0
Scott	5	49	9.8	33	0
Alexander	3	31	10.3	15	0
Codie	1	14	14.0	14	0
Kirkland	1	1	1.0	1	0
Flowers	1	0	0.0	0	0
Porter	1	0	0.0	0	0
Team	17	154	9.1	33	0
Opponents	10	150	15.0	63	2

Punting	No.	Yds	Avg	Net	TB	In	Lg	B
Miller	90	3944	43.8	37.5	8	34	67	1
Team	91	3944	43.3	37.5	8	34	67	1
Opponents	84	3641	43.3	35.5	8	29	65	0

Punt Returns	Ret	FC	Yds	Avg	Lg	TD
Poteat	36	7	467	13.0	54	1
Hawkins	4	11	15	3.8	9	0
Shaw	2	1	17	8.5	10	0
Edwards	0	1	0	—	0	0
Team	42	20	499	11.9	54	1
Opponents	44	14	371	8.4	27	0

Kickoff Returns	No.	Yds	Avg	Lg	TD
Poteat	24	465	19.4	31	0
Edwards	15	298	19.9	37	0
Blackwell	10	281	28.1	98	1
Ward	7	186	26.6	57	0
Kreider	1	0	0.0	0	0
Turman	1	-1	-1.0	-1	0
Shaw	0	-8	—	-8	0
Team	58	1221	21.1	98	1
Opponents	69	1496	21.7	62	0

Field Goals	1-19	20-29	30-39	40-49	50+
K. Brown	1/1	8/8	9/10	6/9	1/2
Team	1/1	8/8	9/10	6/9	1/2
Opponents	2/2	9/11	6/7	11/13	1/1

Brown:
(45N)(41G,31G)(32G,32G,50N)(19G)(43G,29G)(36G,28G)(44G,20G,31G,26G,33G)(24G)(1)(38G,52G,40G)(40G,42N)(44G,28G)(1)(32G,36N,44N)(28G)(32G,28G)
Opponents:
(23G,26G,33G)(23G,28G,19G)(24G,40G,40G)(19G,48G)(28B,40G)(1)(42N)(51G,49G)(21G,24N,31G,29G)(26G,45G,38N,42G,42G)(36G,33G)(1)(40G,42G,44N)(38G,40G,21G)(32G)(1)

Passing	Att	Cmp	Yds	Cmp%	TD	Int	Lg	Sack/Lost	Rating
Stewart	289	151	1660	52.2	11	8	45	30/150	73.6
Graham	148	66	878	44.6	1	1	77	13/70	63.4
Bettis	2	0	0	0.0	0	0	0	0/0	0.0
Team	439	217	2738	49.4	12	10	77	43/220	68.9
Opponents	521	280	3249	53.7	13	17	79	39/229	67.6



1999 Final Regular-Season Statistics (6-10)

Date	Result	Opponent	Attn.
9/12	W 43-0	at Cleveland	73,138
9/19	W 23-20	at Baltimore	66,965
9/26	L 29-10	Seattle	57,881
10/3	L 17-3	Jacksonville	57,308
10/10	L 24-21	at Buffalo	71,038
10/17	W 17-3	at Cincinnati	59,669
10/25	W 13-9	Atlanta	58,141
11/7	W 27-6	at San Francisco	68,657
11/14	L 16-15	Cleveland	58,213
11/21	L 16-10	at Tennessee	66,619
11/28	L 27-20	Cincinnati	50,907
12/2	L 20-6	at Jacksonville	68,806
12/12	L 31-24	Baltimore	46,715
12/18	L 35-19	at Kansas City	78,697
12/26	W 30-20	Carolina	39,428
1/2	L 47-36	Tennessee	48,025

Team Statistics	Pitt.	Opp.
Total First Downs	295	260
Rushing	111	92
Passing	159	142
Penalty	25	28
3rd Down: Made/Att	90/234	64/203
3rd Down Pct.	38.5	31.5
4th Down: Made/Att	7/24	8/16
4th Down Pct.	29.2	50.0
Possession Avg.	31:28	28:32
Total Net Yards	4874	4884
Avg. Per Game	304.6	305.3
Total Plays	1067	953
Avg. Per Play	4.6	5.1
Net Yards Rushing	1991	1958
Avg. Per Game	124.4	122.4
Total Rushes	495	451
Net Yards Passing	2883	2926
Avg. Per Game	180.2	182.9
Sacked/Yards Lost	37/235	39/241
Gross Yards	3118	3167
Att./Completions	535/301	463/245
Completion Pct.	56.3	52.9
Had Intercepted	18	14
Punts/Average	84/45.2	92/40.6
Net Punting Avg.	91/37.5	84/35.5
Penalties/Yards	119/945	101/813
Fumbles/Ball Lost	19/7	29/14
Touchdowns	35	36
Rushing	14	10
Passing	19	20
Returns	2	6

Score by Periods	Q1	Q2	Q3	Q4	OT	PTS
Team	102	72	60	83	0	317
Opponents	100	102	59	59	0	320

Scoring	TD	R	P	Rt	Pat	FG	S	Pts.
Brown	0	0	0	0	30/31	25/29	0	105
Huntley	8	5	3	0			0	48
Ward	7	0	7	0			0	44
Bettis	7	7	0	0			0	44
Edwards	5	0	5	0			0	30
Shaw	3	0	3	0			0	18
Stewart	3	2	1	0			0	18
Davis	1	0	0	1			0	6
Porter	1	0	0	1			0	6
Team	35	14	19	2	30/31	25/29	0	317
Opponents	36	10	20	6	34/35	20/26	5	320

Sacks: Gildon 8.5, Emmons 6.0, Flowers 5.0, Royce 4.5, Oldham 3.0, Steed 3.0, Kirkland 2.0, Porter 2.0, Vrabel 2.0, L. Brown 1.0, Henry 1.0, Shields 1.0, Team 39.0, Opponents 37.0

2-Pl. Conversions: Ward, Team 1-4, Opponents 0-1

Rushing	No.	Yds	Avg	Lg	TD
Bettis	299	1091	3.6	35	7
Huntley	93	567	6.1	52	5
Stewart	56	258	4.6	21	2
Zerocue	18	48	2.7	8	0
Tomczak	16	19	1.2	17	0
Witman	6	18	3.0	7	0
Fuamatu-Ma'afala	1	4	4.0	4	0
Ward	2	-2	-1.0	3	0
Gonzalez	2	-3	-1.5	1	0
Miller	2	-9	-4.5	0	0
Team	495	1991	4.0	52	14
Opponents	451	1958	4.3	82	10

Receiving	No.	Yds.	Avg.	Lg	TD
Edwards	61	714	11.7	41	5
Ward	61	638	10.5	42	7
Hawkins	30	285	9.5	23	0
Shaw	28	367	13.1	49	3
Huntley	27	253	9.4	25	3
Bettis	21	110	5.2	17	0
Blackwell	20	186	9.3	26	0
Bruener	18	176	9.8	29	0
Witman	12	106	8.8	38	0
Stewart	9	113	12.6	28	1
Lyons	8	81	10.1	25	0
Cline	4	45	11.3	30	0
Cushing	2	29	14.5	22	0
Johnson	2	23	11.5	18	0
Zerocue	2	17	8.5	14	0
Team	301	3118	10.4	49	19
Opponents	245	3167	12.9	88	20

Interceptions	No.	Yds.	Avg.	Lg	TD
Shields	4	75	18.8	26	0
Washington	4	1	0.3	1	0
Kirkland	1	23	23.0	23	0
Emmons	1	22	22.0	22	0
Scott	1	16	16.0	16	0
Oldham	1	9	9.0	9	0
Royce	1	2	2.0	2	0
Davis	1	1	1.0	1	0
Team	14	149	10.6	26	0
Opponents	18	304	16.9	58	3

Punting	No.	Yds	Avg	Net	TB	In	Lg	B
Miller	84	3795	45.2	38.1	10	27	75	0
Team	84	3795	45.2	38.1	10	27	75	0
Opponents	92	3737	40.6	34.3	10	32	78	0

Punt Returns	Ret	FC	Yds	Avg	Lg	TD
Edwards	25	4	234	9.4	48	0
Hawkins	11	6	49	4.5	14	0
Shaw	4	3	53	13.3	17	0
Blackwell	1	1	39	39.0	39	0
Ward	1	0	2	2.0	2	0
Team	42	14	377	9.0	48	0
Opponents	39	13	392	10.1	94	1

Kickoff Returns	No.	Yds	Avg	Lg	TD
Huntley	15	336	22.4	41	0
Blackwell	14	282	20.1	37	0
Edwards	13	234	18.0	44	0
Zerocue	7	169	24.1	35	0
Lyons	3	42	14.0	17	0
Cline LG	2	8	4.0	8	0
Cline TM	2	8	4.0	8	0
Fuamatu-Ma'afala	1	9	9.0	9	0
Vrabel	1	6	6.0	6	0
Ward	1	24	24.0	24	0
Team	57	1,110	19.5	44	0
Opponents	67	1,209	18.0	75	0

Field Goals	1-19	20-29	30-39	40-49	50+
K. Brown	2/2	5/5	9/10	8/11	1/1
Team	2/2	5/5	9/10	8/11	1/1
Opponents	2/2	8/9	4/6	5/6	1/1

K. Brown:
 (19G, 28G, 19G)(32G, 28G, 36G)(33G)(48G)(1)
 (43G) (51G, 25G) (28G, 38G, 31N)
 (41G, 32G, 47G)(44N, 24G) (35G, 33G)
 (40G, 38G) (31G, 46N) (42G, 49B, 47G) (46G) (1)
Opponents:
 (1)(45G, 28G)(45G, 51G, 41G, 26G, 30N, 38G)
 (27G, 41G) (29G, 36N) (37G, 41N)(47N)
 (19G, 20G, 49N)(39G)(1)(29G, 29G, 25N)
 (25G, 32G)(19G)(1)(42G)

Passing	Att	Cmp	Yds	Cmp%	TD	Int	Lg	Sack/Lost	Rating
Stewart	275	160	1464	58.2	6	10	42	22/131	64.9
Tomczak	258	139	1625	53.9	12	8	49	15/104	75.8
Bettis	1	1	21	100.0	1	0	21	0/0	158.3
Gonzalez	1	1	8	100.0	0	0	8	0/0	100.0
Team	535	301	3118	56.3	19	18	49	37/235	71.1
Opponents	463	245	3167	52.9	20	14	88	40/247	76.5



1998 Final Regular-Season Statistics (7-9)

Date	Result	Opponent	Attn.
9/6	W 20-13	at Baltimore	68,847
9/13	W 17-12	Chicago	59,084
9/20	L 21-0	at Miami	73,948
9/27	W 13-10	Seattle	58,413
10/11	L 25-20	at Cincinnati	59,979
10/18	W 16-6	Baltimore	58,620
10/26	W 20-13	at Kansas City	79,431
11/1	L 41-31	Tennessee	58,222
11/9	W 27-20	Green Bay	60,507
11/15	L 23-14	at Tennessee	41,104
11/22	W 30-15	Jacksonville	59,124
11/26	L 19-16 OT	at Detroit	78,139
12/6	L 23-9	New England	58,632
12/13	L 16-3	at Tampa Bay	65,335
12/20	L 25-24	Cincinnati	52,017
12/28	L 21-3	at Jacksonville	74,143

Team Statistics	Pitt.	Opp.
Total First Downs	268	266
Rushing	106	88
Passing	135	155
Penalty	27	23
3rd Down: Made/Att	87/224	89/236
3rd Down Pct.	38.8	37.7
4th Down: Made/Att	3/15	8/18
4th Down Pct.	20.0	44.4
Possession Avg.	30:20	29:40
Total Net Yards	4586	4963
Avg. Per Game	286.6	310.2
Total Plays	1014	1002
Avg. Per Play	4.5	5.0
Net Yards Rushing	2034	1642
Avg. Per Game	127.1	102.6
Total Rushes	490	479
Net Yards Passing	2552	3321
Avg. Per Game	159.5	207.6
Sacked/Yards Lost	35/229	41/238
Gross Yards	2781	3559
Att./Completions	469/274	482/268
Completion Pct.	58.0	55.6
Had Intercepted	20	16
Yards/Average	82/43.5	76/45.8
Net Punting Avg.	82/36.8	76/38.9
Penalties/Yards	79/691	106/854
Fumbles/Ball Lost	18/12	28/13
Touchdowns	26	30
Rushing	8	8
Passing	13	17
Returns	5	5

Score by Periods	Q1	Q2	Q3	Q4	OT	PTS
Team	40	86	70	67	0	263
Opponents	24	112	63	101	3	303

Scoring	TD	R	P	RI	Pat	FG	S	Pts.
N. Johnson	0	0	0	0	21/21	26/31	0	99
C. Johnson	7	0	7	0			0	46
Bettis	3	3	0	0			0	18
Furness/Metcalfe	3	2	1	0			0	18
Bruener	2	0	2	0			0	12
Stewart	2	2	0	0			0	12
Washington	2	0	0	2			0	12
Blackwell	1	0	1	0			0	6
Coleman	1	0	1	0			0	6
Hawkins	1	0	1	0			0	6
Huntley	1	1	0	0			0	6
Lake	1	0	0	1			0	6
McAfee	1	0	0	1			0	6
Oldham	1	0	0	1			0	6
George	0	0	0	0	2/2	0/1	0	2
Team	26	8	13	5	23/23	26/32	0	263
Opponents	30	8	17	5	23/24	32/41	0	303

Sacks: Giddon 11.0, Henry 4.0, Emmmons 3.5, Harrison 3.5, Royce 3.5, D. Jones 3.0, Kirkland 2.5, Vrabel 2.5, Gibson 2.0, Holmes 1.5, Flowers 1.0, Lake 1.0, Steed 1.0, Oldham 0.5, Perry 0.5. **Team 41.0, Opponents 35.0**

2-PT. Conversions: C. Johnson 2, Blackwell. **Team 3-3, Opponents 2-6**

Rushing	No.	Yds	Avg	Lg	TD
Bettis	316	1185	3.8	42	3
Stewart	81	406	5.0	56	2
Huntley	55	242	4.4	48	1
McAfee	18	111	6.2	14	0
Hawkins	10	41	4.1	14	0
Furness/Metcalfe	7	30	4.3	101	2
Ward	1	13	13.0	13	0
C. Johnson	1	4	4.0	4	0
Wiltman	1	2	2.0	2	0
Team	490	2034	4.2	56	8
Opponents	479	1642	3.4	37	8

Receiving	No.	Yds.	Avg.	Lg	TD
Hawkins	66	751	11.4	53	1
C. Johnson	65	815	12.5	55	7
Blackwell	32	297	9.3	24	1
Bruener	19	157	8.3	20	2
Bettis	16	90	5.6	26	0
Ward	15	246	16.4	45	0
Wiltman	13	74	5.7	15	0
Dunn	9	87	9.7	24	0
Furness/Metcalfe	9	84	9.3	26	1
Lester	9	46	5.1	9	0
McAfee	9	27	3.0	11	0
Coleman	4	49	12.3	13	1
Lyons	3	19	6.3	11	0
Huntley	3	18	6.0	7	0
Stewart	1	17	17.0	17	0
Bishop	1	4	4.0	4	0
Team	274	2781	10.1	55	13
Opponents	268	3559	13.3	86	17

Interceptions	No.	Yds.	Avg.	Lg	TD
Washington	5	178	35.6	78	2
Lake	4	33	8.3	27	1
Perry	2	69	34.5	40	0
Holmes	1	36	36.0	36	0
Oldham	1	14	14.0	14	0
Emmons	1	2	2.0	2	0
Flowers	1	2	2.0	2	0
Kirkland	1	1	1.0	1	0
Team	16	335	20.9	78	3
Opponents	20	169	8.5	33	2

Punting	No.	Yds	Avg	Net	TB	In	Lg	B
Miller	61	3530	43.6	36.8	12	34	73	0
Stewart	1	35.0	35.0	35.0	0	1	35	0
Team	82	3565	43.5	36.8	12	35	73	0
Opponents	76	3482	45.8	38.9	13	22	71	1

Punt Returns	Ret	FC	Yds	Avg	Lg	TD
Hawkins	15	8	175	11.7	47	0
Coleman	10	3	53	5.3	12	0
Arnold	4	1	19	4.8	8	0
Blackwell	4	4	22	5.5	13	0
Team	33	16	269	8.2	47	0
Opponents	30	18	310	10.3	46	0

Kickoff Returns	No.	Yds	Avg	Lg	TD
Dunn	21	525	25.0	44	0
Blackwell	20	382	19.1	43	0
Huntley	6	119	19.8	26	0
Arnold	3	78	26.0	31	0
Lyons	2	-4	-2.0	6	0
Gibson	1	9	9.0	9	0
McAfee	1	10	10.0	25	0
Royce	1	0	0.0	0	0
Bruener	0	-7	-7.0	0	0
Team	55	1112	20.2	44	0
Opponents	64	1212	18.9	53	0

Field Goals	1-19	20-29	30-39	40-49	50+
N. Johnson	0/0	10/10	5/5	11/14	0/2
George	0/0	0/0	0/1	0/0	0/0
Team	0/0	10/10	5/6	11/14	0/2
Opponents	1/1	9/9	9/10	12/17	1/4

N. Johnson:
(27G, 49G)(49G)(47B)(33G, 42N, 25G)
(40G, 40G)(41G, 42G, 40G)(34G, 22G)(52N)(45G, 21G)
(1)(38G, 29G, 41G)(30G, 38G, 53N, 25G)(49G, 26G, 43G)
(27G)(22G)(47N, 24G)
George: 0(0)(0)(0)(0)(0)(36B)(0)(0)(0)(0)

Opponents:
(41G, 42N, 42N, 45N, 25G)(19G, 36G)(1)
(47G, 52N)(44G, 48G)(41G, 40G)(20G, 28G)(43G, 32G)
(51N, 42G, 37G)(46G, 24G, 22G)(1)(45G, 51G, 43N, 35G, 42G)(21G, 29G, 35G)(39G, 37G, 33B, 21G)(33G, 37G, 43G, 53N, 46N, 21G)(1)

Passing	Att	Cmp	Yds	Cmp%	TD	Int	Lg	Sack/Lost	Rating
Stewart	458	252	2560	55.0	11	18	55	33/211	62.9
Tomczak	30	21	204	70.0	2	2	42	2/18	83.2
Ward	1	1	17	100.0	0	0	17	0/0	118.6
Team	489	274	2781	56.0	13	20	55	35/229	64.3
Opponents	482	268	3559	55.6	17	16	86	41/238	77.1



1997 Final Regular-Season Statistics (11-5)

Date	Result	Opponent	Attn.
8/31	L 37-7	Dallas	60,396
9/7	W 14-13	Washington	58,059
9/22	L 30-21	at Jacksonville	73,016
9/28	W 37-24	Tennessee	57,507
10/5	W 42-34	at Baltimore	64,421
10/12	W 24-22	Indianapolis	57,925
10/19	W 26-10	at Cincinnati	60,020
10/26	W 23-17/OT	Jacksonville	57,011
11/3	L 13-10	at Kansas City	78,301
11/9	W 37-0	Baltimore	56,669
11/16	W 20-3	Cincinnati	55,226
11/23	L 23-20	at Philadelphia	67,166
11/30	W 26-20/OT	at Arizona	66,341
12/7	W 35-24	Denver	59,739
12/13	W 24-21/OT	at New England	60,013
12/21	L 16-6	at Tennessee	50,677

Team Statistics	Pitt.	Opp.
Total First Downs	326	285
Rushing	154	82
Passing	157	177
Penalty	15	26
3rd Down: Made/Att	98/216	102/228
3rd Down Pct.	44.7	44.7
4th Down: Made/Att	11/18	7/13
4th Down Pct.	61.1	53.8
Possession Avg.	32:05	27:55
Total Net Yards	5542	4705
Avg. Per Game	346.4	294.1
Total Plays	1058	1005
Avg. Per Play	5.2	4.7
Net Yards Rushing	2479	1318
Avg. Per Game	154.9	82.4
Total Rushes	572	403
Net Yards Passing	3063	3387
Avg. Per Game	191.4	211.7
Sacked/Yards Lost	20/152	48/294
Gross Yards	3215	3681
Att./Completions	466/253	554/295
Completion Pct.	54.3	53.2
Had Intercepted	19	20
Punts/Average	64/42.6	66/42.5
Net Punting Avg.	64/35.0	66/37.9
Penalties/Yards	95/881	90/708
Fumbles/Ball Lost	25/14	26/14
Touchdowns	44	31
Rushing	19	5
Passing	22	24
Returns	3	2

Score by Periods	Q1	Q2	Q3	Q4	OT	PTS
Team	67	98	86	106	15	372
Opponents	69	106	65	67	0	307

Scoring	TD	R	P	Rt	Pat	FG	S	Pts.
N. Johnson	0	0	0	0	40/40	22/25	0	106
Stewart	11	11	0	0			0	66
Bettis	9	7	2	0			0	54
Thigpen	7	0	7	0			0	44
Bruener	6	0	6	0			0	36
Hawkins	3	0	3	0			0	18
Blackwell	2	0	1	1			0	12
C. Johnson	2	0	2	0			0	12
Jones	2	1	1	0			0	12
Gildon	1	0	0	1			0	6
Lake	1	0	0	1			0	6
Team	44	19	22	3	40/40	22/25	0	372
Opponents	31	5	24	2	28/28	29/35	1	307

Sacks: Lake 6.0, Gildon 5.0, Kirkland 5.0, Henry 4.5, Conley 4.0, Harrison 4.0, Holmes 4.0, Oldham 4.0, Lloyd 3.5, Bell 1.5, Vrabel 1.5, Fuller 1.0, Gibson 1.0, Perry 1.0, Royce 1.0, Steed 1.0, **Team 48.0, Opponents 20.0**

2-PT. Conversions: Thigpen, Team 1-2, Opponents 2-3

Rushing	No.	Yds	Avg	Lg	TD
Bettis	375	1665	4.4	34	7
Stewart	88	476	5.4	74	11
Jones	72	235	3.3	32	1
McAfee	13	41	3.2	9	0
Hawkins	5	17	3.4	11	0
Blackwell	2	14	7.0	11	0
Tomczak	7	13	1.9	17	0
Witman	5	11	2.2	4	0
Lester	2	9	4.5	6	0
Thigpen	1	3	3.0	3	0
Marsh	1	2	2.0	2	0
Miller	1	-7	-7.0	-7	0
Team	572	2479	4.3	74	19
Opponents	403	1318	3.3	47	5

Receiving	No.	Yds.	Avg.	Lg	TD
Thigpen	79	1398	17.7	69	7
Johnson	46	568	12.3	49	2
Hawkins	45	555	12.3	44	3
Bruener	18	117	6.5	18	6
Jones	16	96	6.0	25	1
Bettis	15	110	7.3	19	2
Blackwell	12	168	14.0	46	1
Lester	10	51	5.1	14	0
Lyons	4	29	7.3	13	0
McAfee	2	44	22.0	30	0
Marsh	2	14	7.0	8	0
Adams	1	39	39.0	39	0
Sadowski	1	12	12.0	12	0
Botkin	1	11	11.0	11	0
Witman	1	3	3.0	3	0
Team	253	3215	12.7	69	22
Opponents	295	3681	12.5	55	24

Interceptions	No.	Yds.	Avg.	Lg	TD
Woolford	4	91	22.8	34	0
Perry	4	77	19.3	42	0
Lake	3	16	5.3	11	0
Oldham	2	16	8.0	8	0
Kirkland	2	14	7.0	11	0
Scott	2	-4	-2.0	0	0
Henry	1	36	36.0	36	0
Bell	1	10	10.0	7	0
Conley	1	-3	3.0	3	0
Team	20	253	12.7	42	0
Opponents	19	270	14.2	43	0

Punting	No.	Yds	Avg	Net	TB	In	Lg	B
Miller	64	2729	42.6	35.0	11	17	72	0
Team	64	2729	42.6	35.0	11	17	72	0
Opponents	66	2804	42.5	37.9	4	17	59	0

Punt Returns	Ret	FC	Yds	Avg	Lg	TD
Blackwell	23	6	149	6.5	15	0
Coleman	5	2	5	1.0	5	0
Hawkins	4	2	68	17.0	30	0
Team	32	10	222	6.9	30	0
Opponents	23	6	271	11.8	38	0

Kickoff Returns	No.	Yds	Avg	Lg	TD
Blackwell	32	791	24.7	97	1
Coleman	24	487	20.3	28	0
Adams	10	215	21.5	31	0
Vrabel	1	0	0.0	0	0
Wilman	1	10	10.0	10	0
Team	67	1493	22.3	97	1
Opponents	74	1556	21.0	97	1

Field Goals	1-19	20-29	30-39	40-49	50+
N. Johnson	1/1	6/6	8/8	6/8	1/2
Team	1/1	6/6	8/8	6/8	1/2
Opponents	1/1	13/14	11/12	3/6	1/2

N. Johnson: (1)(1)(40B)(46N,48G,25G,44G)(1)(23G)(43G,32G)(19G)(27G)(52G,22G,38G)(34G,25G)(46G,40G)(40G,39G)(51N)(36G,34G,31G)(23G,36G)
Opponents: (53G,24G,28G)(37G,28G)(29N,20G,45G,38N,27G)(43N,37G,47G,28G)(34G)(37G,27G,35G,42N)(33G)(20G)(35G,44G)(1)(25G)(23G,35G,25G)(32G,19G,46N)(35G,53N)(1)(34G,29G,26G)

Passing	Att	Cmp	Yds	Cmp%	TD	Int	Lg	Sack/Lost	Rating
Stewart	440	236	3020	53.6	21	17	691	20/152	75.2
Tomczak	24	16	165	66.7	1	2	281	0/0	68.9
Quinn	2	1	10	50.0	0	0	10	0/0	64.6
Team	466	253	3215	54.3	22	19	691	20/152	74.8
Opponents	554	295	3681	53.2	24	20	55	48/294	73.5



1996 Final Regular-Season Statistics (10-6)

Date	Result	Opponent	Attn.
9/1	L 24-9	at Jacksonville	70,210
9/8	W 31-17	Baltimore	57,241
9/16	W 24-6	Buffalo	59,002
9/29	W 30-16	Houston	58,608
10/7	W 17-7	at Kansas City	79,189
10/13	W 20-10	Cincinnati	58,875
10/20	L 23-13	at Houston	50,337
10/27	W 20-17	at Atlanta	58,760
11/3	W 42-6	St. Louis	58,148
11/10	L 34-24	at Cincinnati	57,265
11/17	W 28-3	Jacksonville	58,879
11/25	W 24-17	at Miami	73,489
12/1	L 31-17	at Baltimore	51,822
12/8	W 16-3	San Diego	56,368
12/15	L 25-15	San Francisco	59,823
12/22	L 18-14	at Carolina	72,217

Team Statistics	Pitt.	Opp.
Total First Downs	296	286
Rushing	138	80
Passing	146	174
Penalty	12	32
3rd Down: Made/Att	84/208	77/213
3rd Down Pct.	40.4	36.2
4th Down: Made/Att	4/10	4/11
4th Down Pct.	40.0	36.4
Possession Avg.	30:08	29:52
Total Net Yards	5140	4362
Avg. Per Game	321.3	272.6
Total Plays	1002	1009
Avg. Per Play	5.1	4.3
Net Yards Rushing	2299	1415
Avg. Per Game	143.7	88.4
Total Rushes	525	411
Net Yards Passing	2841	2947
Avg. Per Game	177.6	184.2
Sacked/Yards Lost	21/149	51/369
Gross Yards	2990	3316
Att./Completions	456/246	547/322
Completion Pct.	53.9	58.9
Had Intercepted	19	23
Punts/Average	72/40.7	86/43.8
Net Punting Avg.	72/33.7	86/38.1
Penalties/Yards	84/665	97/746
Fumbles/Ball Lost	27/14	28/17
Touchdowns	39	27
Rushing	18	7
Passing	15	17
Returns	6	3

Score by Periods	Q1	Q2	Q3	Q4	OT	PTS
Team	84	115	92	53	0	344
Opponents	67	85	42	63	0	257

Scoring	TD	R	P	Rt	Pat	FG	S	Pts.
N. Johnson	0	0	0	0	37/37	23/30	0	106
Bettis	11	11	0	0	0	0	66	66
Stewart	8	5	3	0	0	0	48	48
Hastings	6	0	6	0	0	0	36	36
C. Johnson	3	0	3	0	0	0	20	20
Lake	2	0	0	2	0	0	12	12
Pegram	2	1	0	1	0	0	12	12
Thigpen	1	0	0	1	0	0	12	12
Woodson	2	0	0	2	0	0	12	12
Lester	1	1	0	0	0	0	6	6
Mills	1	0	1	0	0	0	6	6
Perry	1	0	0	1	0	0	6	6
Bruener	0	0	0	0	0	0	2	2
Team	39	18	15	6	37/37	23/30	0	344
Opponents	27	7	17	3	26/26	21/26	3	257

Sacks: Brown 13.0, Gildon 7.0, Kirkland 4.0, Buckner 3.0, Gibson 2.5, Emmons 2.5, Lake 2.0, Bell 2.0, Ravotto 2.0, Oldham 2.0, Henry 1.5, Perry 1.0, Williams 1.0, Woodson 1.0, Johnson 1.0, Jones 1.0, Holmes 1.0, Lloyd 1.0, Raybon 1.0, Olsavsky 0.5, TM 1.0, **Team** 51.0, **Opponents** 21.0

2-PT. Conversions: C. Johnson: Bruener: Team 2-2, Opponents 0-1

Rushing	No.	Yds.	Avg.	Lg.	TD
Bettis	320	1431	4.5	50t	11
Pegram	97	509	5.2	27	1
Stewart	39	171	4.4	80t	5
Hastings	4	71	17.8	37	0
Wilman	17	69	4.1	15	0
Mills	2	24	12.0	15	0
Lester	8	20	2.5	5t	1
McAfee	7	17	2.4	5	0
Richardson	5	17	3.4	8	0
Arnold	1	-3	-3.0	-3	0
Miller	2	-4	-2.0	0	0
Tomczak	22	-7	-0.3	6	0
Edge	1	-16	-16.0	-16	0
Team	525	2299	4.4	80t	18
Opponents	411	1415	3.4	33t	7

Receiving	No.	Yds.	Avg.	Lg.	TD
Hastings	72	739	10.3	38	6
C. Johnson	60	1008	16.8	70t	3
Bettis	22	122	5.5	16	0
Stewart	17	293	17.2	48	3
Pegram	17	112	6.5	14	0
Thigpen	12	244	20.3	39	2
Bruener	12	141	11.8	36	0
Mills	7	92	13.1	22	1
Lester	7	70	10.0	19	0
Arnold	6	76	12.7	26	0
McAfee	5	21	4.2	9	0
Botkin	4	36	9.0	17	0
Wilman	2	15	7.5	11	0
Hayes	2	14	7.0	7	0
Holliday	1	7	7.0	7	0
Team	246	2990	12.2	70t	15
Opponents	322	3316	10.3	53	17

Interceptions	No.	Yds.	Avg.	Lg.	TD
Woodson	6	121	20.2	43t	1
Perry	5	115	23.0	28	1
Kirkland	4	12	3.0	6	0
Brown	2	20	10.0	16	0
Figures	2	13	6.5	13	0
Lake	1	47	47.0	47t	1
Olsavsky	1	5	5.0	5	0
Williams	1	1	1.0	1	0
Fuller	1	0	0.0	0	0
Team	23	334	14.5	47t	3
Opponents	19	234	12.3	61t	2

Punting	No.	Yds.	Avg.	Net	TB	In	Lg.	B
Miller	55	2256	41.0	33.6	8	18	61	0
Edge	17	675	39.7	34.1	3	7	48	0
Team	72	2931	40.7	33.7	11	25	61	0
Opponents	66	3771	43.8	38.1	12	25	64	0

Punt Returns	Ret.	FC	Yds.	Avg.	Lg.	TD
Hastings	37	12	242	6.5	33	0
Arnold	2	0	6	3.0	5	0
Jones	1	0	3	3.0	3	0
Team	40	12	250	6.3	33	0
Opponents	32	15	284	8.9	46	0

Kickoff Returns	No.	Yds.	Avg.	Lg.	TD
Arnold	19	425	22.4	30	0
Pegram	17	419	24.6	91t	1
Mills	8	146	18.3	27	0
Johnson	6	111	18.5	31	0
Hastings	1	42	42.0	42	0
Perry	1	8	8.0	8	0
Wilman	1	20	20.0	20	0
Team	53	1171	22.1	91t	1
Opponents	69	1509	21.9	90t	1

Field Goals	1-19	20-29	30-39	40-49	50+
N. Johnson	0/0	10/12	8/10	5/7	0/1
Team	0/0	10/12	8/10	5/7	0/1
Opponents	1/1	7/7	6/7	6/9	1/2

Johnson:
(48G, 29G, 23G)(35G)(30G, 37B24B)(33G, 36G, 36G)
(21G, 32G, 28G, 43G)(33G, 22G)(26G, 38N, 29G)(27G, 20G)
(1)(46G, 42N)(51N)(47G, 47N)(22G)(49G, 39G, 21G)
Opponents:
(52G)(29G)(31G, 45G)(47N)(43N)(19G)(22G, 32G, 48G)
(41G)(25G, 27G)(32G, 34G)(40G)(56N, 41G, 48N)
(40G)(25G)(39N, 22G)(35G, 30G, 29G)

Passing	Att	Cmp	Yds	Cmp%	TD	Int	Lg	Sack/Lost	Rating
Tomczak	401	222	2767	55.4	15	17	70t	16/105	71.8
Stewart	30	11	100	36.7	0	2	15	3/37	18.8
Miller	25	13	123	52.0	0	0	17	2/7	65.9
Team	456	246	2990	53.9	15	19	70t	21/149	68.0
Opponents	547	322	3316	58.9	17	23	53	51/369	69.2



1995 Final Regular-Season Statistics (11-5)

Date	Result	Opponent	Attn.
9/3	W 23-20	Detroit	58,002
9/10	W 34-17	at Houston	44,122
9/18	L 23-10	at Miami	72,874
9/24	L 44-24	Minnesota	57,853
10/1	W 31-16	San Diego	57,012
10/8	L 20-16	at Jacksonville	72,042
10/18	L 27-9	Cincinnati	56,684
10/29	W 24-7	Jacksonville	54,516
11/5	W 37-34	at Chicago	61,838
11/13	W 20-3	Cleveland	58,675
11/19	W 49-31	at Cincinnati	54,636
11/26	W 20-17	at Cleveland	67,269
12/2	W 21-7	Houston	56,013
12/10	W 29-10	at Oakland	53,516
12/16	W 41-27	New England	57,158
12/24	L 24-19	at Green Bay	60,649

Team Statistics	Pitt.	Opp.
Total First Downs	344	272
Rushing	117	67
Passing	193	181
Penalty	34	24
3rd Down: Made/Att	97/230	68/202
3rd Down Pct.	42.2	33.7
4th Down: Made/Att	11/20	8/13
4th Down Pct.	55.0	61.5
Possession Avg.	32:36	27:24
Total Net Yards	5769	4561
Avg. Per Game	360.6	285.1
Total Plays	1110	943
Avg. Per Play	5.2	4.8
Net Yards Rushing	1852	1321
Avg. Per Game	115.8	82.6
Total Rushes	494	370
Net Yards Passing	3917	3240
Avg. Per Game	244.8	202.5
Sacked/Yards Lost	24/176	42/272
Gross Yards	4093	3512
Att./Completions	592/348	531/314
Completion Pct.	58.8	59.1
Had Intercepted	21	22
Punts/Average	59/40.1	85/43.3
Net Punting Avg.	59/33.3	85/36.3
Penalties/Yards	109/839	101/931
Fumbles/Ball Lost	24/13	30/12
Touchdowns	44	37
Rushing	17	9
Passing	21	24
Returns	6	4

Score by Periods	Q1	Q2	Q3	Q4	OT	PTS
Team	72	137	60	135	3	407
Opponents	33	124	109	61	0	327

Scoring	TD	R	P	Flt	Pat	FG	S	Pts.
N. Johnson	0	0	0	0	39/39	34/41	0	141
Morris	9	9	0	0	0	0	54	
Mills	8	0	8	0	0	0	48	
Pegram	6	5	1	0	0	0	38	
Thigpen	5	0	5	0	0	0	30	
Bruener	3	0	3	0	0	0	18	
Hastings	2	0	1	1	0	0	12	
Stewart	2	1	1	0	0	0	12	
Avery	1	0	1	0	0	0	6	
Buckner	1	0	0	1	0	0	6	
Lake	1	0	0	1	0	0	6	
Lester	1	1	0	0	0	0	6	
Mays	1	0	0	1	0	0	6	
McAfee	1	1	0	0	0	0	6	
Oldham	1	0	0	1	0	0	6	
J. Williams	1	0	1	0	0	0	6	
W. Williams	1	0	0	1	0	0	6	
Team	44	17	21	6	39/39	34/41	0	407
Opponents	37	9	24	4	34/34	23/25	0	327

Sacks: Greene 9.0, Seals 8.5, Lloyd 6.5,
Brown 5.5, Buckner 3.0, Gildon 3.0, Henry 2.0,
Lake 1.5, Kirkland 1.0, Olsavsky 1.0, Steed 1.0.
Team 42.0, Opponents 24.0

2-Pl. Conversions: Thigpen, Team 1-5,
Opponents 1-3

Rushing	No.	Yds	Avg	Lg	TD
Pegram	213	813	3.8	38	5
Morris	148	559	3.8	30	9
McAfee	39	155	4.0	22	1
J. Williams	29	110	3.8	31	0
Stewart	15	86	5.7	22	1
O'Donnell	24	45	1.9	14	0
Mills	5	39	7.8	20	0
Tomczak	11	25	2.3	11	0
Hastings	1	14	14.0	14	0
Lester	5	9	1.8	3	1
Avery	1	3	3.0	3	0
Miller	1	2	2.0	2	0
Thigpen	1	1	1.0	1	0
C. Johnson	1	-10	-10.0	-10	0
Team	494	1852	3.7	38	17
Opponents	370	1321	3.6	58	9

Receiving	No.	Yds.	Avg.	Lg	TD
Thigpen	85	1307	15.4	43	5
Hastings	48	502	10.5	36	1
Mills	39	679	17.4	62	8
C. Johnson	38	432	11.4	33	0
Bruener	26	238	9.2	29	3
Pegram	26	206	7.9	22	1
J. Williams	24	127	5.3	20	1
McAfee	15	86	5.8	18	0
Stewart	14	235	16.8	71	1
Hayes	11	113	10.3	32	0
Avery	11	82	7.5	18	1
Morris	8	36	4.5	13	0
Barnes	3	48	16.0	25	0
Team	348	4093	11.8	71	21
Opponents	314	3512	11.2	76	24

Interceptions	No.	Yds.	Avg.	Lg	TD
W. Williams	7	122	17.4	63	1
Perry	4	71	17.8	26	0
Lloyd	3	85	28.3	52	0
Mays	2	35	17.5	32	1
Bell	2	4	2.0	4	0
Lake	1	32	32.0	32	1
Oldham	1	12	12.0	12	0
Greene	1	0	0.0	0	0
Seals	1	0	0.0	0	0
Team	22	361	16.4	63	3
Opponents	21	185	8.8	60	3

Punting	No.	Yds	Avg	Net	TB	In	Lg	B
Stark	59	2368	40.1	33.3	11	20	64	0
Team	59	2368	40.1	33.3	11	20	64	0
Opponents	85	3682	43.3	36.3	6	19	66	0

Punt Returns	Ret	FC	Yds	Avg	Lg	TD
Hastings	48	8	474	9.9	72	1
Team	48	8	474	9.9	72	1
Opponents	22	9	186	8.5	16	0

Kickoff Returns	No.	Yds	Avg	Lg	TD
Mills	54	1308	24.2	57	0
McAfee	5	56	11.2	25	0
Pegram	4	85	21.3	28	0
Bruener	2	19	9.5	10	0
Johnson	2	47	23.5	40	0
Gibson	1	10	10.0	10	0
T. Greene	1	7	7.0	7	0
Team	69	1530	22.2	57	0
Opponents	88	1544	17.5	62	0

Field Goals	1-19	20-29	30-39	40-49	50+
N. Johnson	1/1	10/10	14/16	8/13	1/1
Team	1/1	10/10	14/16	8/13	1/1
Opponents	0/0	8/8	7/7	7/8	1/2

N. Johnson:
(39G, 45N, 47G, 31G)(42G, 40G)(40G)(45N, 47N, 32G, 35G)
(25G)(41G, 19G, 22G)(39N, 36N, 25G, 28G, 38G)(36G)
(40G, 46G, 24G)(48N, 38N, 34G)(50G, 26G)(33G, 27G)
(41G, 35G, 32G, 20G, 22G)(43N, 32G, 32G)(33G, 25G)
Opponents:
(43G, 36G)(43G)(37G, 39G, 52N, 21G)(33G, 43G, 40G)
(28G)(53G, 32G)(31G, 23G)(40G, 27G, 44N)(29G)
(27G)(44G)(39G)(23G, 22G)(47G)

Passing	Att	Cmp	Yds	Cmp%	TD	Int	Lg	Sack/Lost	Rating
O'Donnell	416	246	2970	59.1	17	7	71	15/126	87.7
Tomczak	113	65	666	57.5	1	9	29	6/42	44.3
Miller	56	32	397	57.1	2	5	42	2/8	53.9
Stewart	7	5	60	71.4	1	0	32	0/0	136.9
Team	592	348	4093	58.8	21	21	71	24/176	76.9
Opponents	531	314	3512	59.1	24	22	76	42/272	76.7



1994 Final Regular-Season Statistics (12-4)

Date	Result	Opponent	Attn.
9/04	L 26-9	Dallas	55,049
9/11	W 17-10	at Cleveland	73,018
9/18	W 31-21	Indianapolis	51,769
9/25	L 30-13	at Seattle	64,351
10/3	W 30-14	Houston	78,441
10/16	W 14-10	Cincinnati	54,328
10/23	W 10-6	at N.Y. Giants	57,659
10/30	L 20-17 OT	at Arizona	69,405
11/6	W 12-9 OT	at Houston	68,496
11/14	W 23-10	Buffalo	56,702
11/20	W 16-13 OT	Miami	50,925
11/27	W 21-3	at L.A. Raiders	63,925
12/4	W 38-15	at Cincinnati	55,811
12/11	W 14-3	Philadelphia	78,164
12/18	W 17-7	Cleveland	58,183
12/24	L 37-34	at San Diego	50,809

Team Statistics	Pitt.	Opp.
Total First Downs	307	262
Rushing	138	76
Passing	148	156
Penalty	21	30
3rd Down: Made/Att	89/228	72/225
3rd Down Pct.	39.0	32.0
4th Down: Made/Att	4/10	11/19
4th Down Pct.	40.0	57.9
Possession Avg.	31:58	28:02
Total Net Yards	5144	4326
Avg. Per Game	321.5	270.4
Total Plays	1048	1008
Avg. Per Play	4.9	4.3
Net Yards Rushing	2180	1452
Avg. Per Game	136.3	90.8
Total Rushes	546	421
Net Yards Passing	2964	2874
Avg. Per Game	185.3	179.6
Sacked/Yards Lost	39/283	55/382
Gross Yards	3247	3256
Att./Completions	463/266	532/280
Completion Pct.	57.5	52.6
Had Intercepted	9	17
Punts/Average	97/39.7	97/42.2
Net Punting Avg.	97/35.7	97/37.0
Penalties/Yards	119/974	91/763
Fumbles/Ball Lost	18/8	31/14
Touchdowns	35	23
Rushing	15	7
Passing	17	12
Returns	3	4

Score by Periods	Q1	Q2	Q3	Q4	OT	PTS
Team	64	106	20	120	6	316
Opponents	50	86	31	64	3	234

Scoring	TD	R	P	Rt	Pat	FG	S	PTS.
Anderson	0	0	0	0	32/32	24/29	0	104
Morris	7	7	0	0			0	42
Foster	5	5	0	0			0	30
Green	4	0	4	0			0	24
Thigpen	4	0	4	0			0	24
Johnson	3	0	3	0			0	18
J. Williams	3	1	2	0			0	18
Hastings	2	0	2	0			0	12
McAfee LG	2	2	0	0			0	12
McAfee TM	1	1	0	0			0	6
Woodson	2	0	0	2			0	12
Hayes	1	0	1	0			0	6
Mills	1	0	1	0			0	6
O'Donnell	1	1	0	0			0	6
G. Williams	1	0	0	1			0	6
Stone	0	0	0	0			0	2
Team	35	15	17	3	32/32	24/29	0	316
Opponents	23	7	12	4	22/22	24/29	0	234

Sacks: Greene 14.0, Lloyd 10.0, Brown 8.5, Seals 7.0, Kirkland 3.0, Woodson 3.0, Buckner 2.0, Gildon 2.0, Steed 2.0, Williams 1.5, Figures 1.0, Lake 1.0, Team 55.0, Opponents 39.0

2-Pl. Conversions: Stone, Team 1-3, Opponents 1-1

Rushing	No.	Yds	Avg	Lg	TD
Foster	216	851	3.9	291	5
Morris	198	836	4.2	20	7
J. Williams	68	317	4.7	23	1
O'Donnell	31	80	2.6	18	1
McAfee LG	18	51	2.8	13	2
McAfee TM	16	56	3.50	13	1
Tomczak	4	22	5.5	13	0
Mills	3	18	6.0	17	0
Stone	2	7	3.5	4	0
Avery	2	4	2.0	5	0
Anderson	1	3	3.0	3	0
Johnson	4	-1	-0.2	7	0
Royals	1	-13	-13.0	-13	0
Team	546	2180	4.0	291	15
Opponents	421	1452	3.4	46	7

Receiving	No.	Yds.	Avg.	Lg	TD
J. Williams	51	378	7.4	23	2
Green	46	618	13.4	46	4
Johnson	38	577	15.2	84	3
Thigpen	36	546	15.2	60	4
Morris	22	204	9.3	49	0
Hastings	20	281	14.1	46	2
Foster	20	124	6.2	27	0
Mills	19	384	20.2	43	1
Stone	7	81	11.6	25	0
Hayes	5	50	10.0	17	1
McAfee LG	1	4	4.0	4	0
Avery	1	2	2.0	2	0
Keith	1	2	2.0	2	0
Team	266	3247	12.2	84	17
Opponents	280	3249	11.6	76	12

Interceptions	No.	Yds.	Avg.	Lg	TD
Perry	7	112	16.0	42	0
Woodson	4	109	27.3	37	2
Kirkland	2	0	0.0	0	0
Brown	1	9	9.0	9	0
Lloyd	1	8	8.0	8	0
Lake	1	2	2.0	2	0
G. Jones	1	0	0.0	0	0
Team	17	240	14.1	42	2
Opponents	9	106	11.8	35	1

Punting	No.	Yds	Avg	Net	TB	IN	Lg	B
Royals	97	3849	39.7	35.7	6	35	64	0
Team	97	3849	39.7	35.7	6	35	64	0
Opponents	97	4096	42.2	37.0	4	31	59	0

Punt Returns	Ret	FC	Yds	Avg	Lg	TD
Woodson	39	9	319	8.2	42	0
Johnson	15	7	90	6.0	15	0
Hastings	2	0	15	7.5	12	0
Team	56	16	424	7.6	42	0
Opponents	39	23	263	6.7	19	0

Kickoff Returns	No.	Yds	Avg	Lg	TD
Johnson	16	345	21.6	71	0
Woodson	15	365	24.3	54	0
Stone	11	182	16.5	31	0
McAfee LG	7	113	16.1	29	0
Thigpen	5	121	24.2	31	0
Morris	4	114	28.5	45	0
Mills	2	6	3.0	6	0
Zgonina	2	8	4.0	8	0
Team	55	1141	20.7	71	0
Opponents	68	1530	22.5	95	2

Field Goals	1-19	20-29	30-39	40-49	50+
Anderson	1/1	7/8	8/9	7/9	1/2
Team	1/1	7/8	8/9	7/9	1/2
Opponents	1/1	4/5	10/13	7/8	2/2

Anderson:

(41G)(46N,25G)(46G)(31G,38G)(42G,25G,22G)(29G)(23G)(50G,39G,37G,40G)(39G,39G,30G)(19G,48G,39G)(49N,54N,27N)(41G)(49G,32N)(28G,28G)

Opponents: (40G,31G,21G,32G)(23G,32N)(31G,40G,31G)(48N)(47G)(19G,49G)(20G,26N,51G)(32G,49G,38G)(52G,32B)(34G,36N,48G)(32G)(41G)(37G,40G,32G)

Passing	Att	Cmp	Yds	Cmp%	TD	Int	Lg	Sack/Lost	Rating
O'Donnell	370	212	2443	57.3	13	9	60	35/250	78.9
Tomczak	93	54	804	58.1	4	0	84	4/33	100.8
Team	463	266	3247	57.5	17	9	84	39/283	83.3
Opponents	532	280	3256	52.6	12	17	76	55/382	65.6



1993 Final Regular-Season Statistics (9-7)

Date	Result	Opponent	Attn.
9/5	L 24-13	San Francisco	57,502
9/12	L 27-0	at L.A. Rams	50,588
9/19	W 34-7	Cincinnati	53,682
9/27	W 45-17	at Atlanta	65,477
10/10	W 16-3	San Diego	55,264
10/17	W 37-14	New Orleans	56,056
10/24	L 28-23	at Cleveland	78,118
11/7	W 24-16	at Cincinnati	51,202
11/15	W 23-0	Buffalo	60,265
11/21	L 37-13	at Denver	74,840
11/28	L 23-3	at Houston	61,238
12/5	W 17-14	New England	51,358
12/13	W 21-20	at Miami	70,232
12/19	L 26-17	Houston	57,592
12/26	L 16-6	at Seattle	51,814
1/2	W 16-9	Cleveland	49,208

Team Statistics	Pitt.	Opp.
Total First Downs	307	267
Rushing	116	74
Passing	180	163
Penalty	11	30
3rd Down: Made/Att	92/235	68/201
3rd Down Pct.	39.1	33.8
Total Net Yards	5235	4531
Avg. Per Game	327.2	283.2
Total Plays	1079	962
Avg. Per Play	4.9	4.7
Net Yards Rushing	2003	1368
Avg. Per Game	125.2	85.5
Total Rushes	491	399
Net Yards Passing	3232	3163
Avg. Per Game	202.2	197.7
Sacked/Yards Lost	48/374	42/277
Gross Yards	3606	3440
Att./Completions	540/299	521/277
Completion Pct.	55.4	53.2
Had Intercepted	12	24
Punts/Average	89/42.5	82/43.9
Net Punting Avg.	89/34.2	82/38.1
Penalties/Yards	100/861	77/652
Fumbles/Ball Lost	28/15	37/14
Touchdowns	32	30
Rushing	13	6
Passing	16	16
Returns	3	8

Score by Periods	Q1	Q2	Q3	Q4	OT	PTS
Team	38	110	79	81	0	308
Opponents	75	102	40	64	0	281

Scoring	TD	R	P	Rt	Pat	FG	S	Pts.
Anderson	0	0	0	0	32/32	28/30	0	116
Foster	9	8	1	0			0	54
Green	5	0	5	0			0	30
Hoge	5	1	4	0			0	30
Stone	3	1	2	0			0	18
Thigpen	3	0	3	0			0	18
Thompson	3	3	0	0			0	18
Davidson	1	0	0	1			0	6
Kirkland	1	0	0	1			0	6
Mills	1	0	1	0			0	6
Woodson	1	0	0	1			0	6
Team	32	13	16	3	32/32	28/30	0	308
Opponents	30	6	16	8	29/30	24/29	0	281

Sacks: Greene 12.5, Evans 6.5, Lloyd 6.0, Lake 5.0, Brown 3.0, Davidson 2.5, Woodson 2.0, Steed 1.5, Kirkland 1.0, G. Williams 1.0, Henry 1.0, Team 42.0, Opponents 48.0

Rushing	No.	Yds	Avg	Lg	TD
Thompson	205	763	3.7	36	3
Foster	177	711	4.0	38	8
Hoge	51	249	4.9	30	1
Stone	12	121	10.1	38	1
O'Donnell	26	111	4.3	27	0
Worley	10	33	3.3	8	0
Mills	3	12	4.0	19	0
Culbert	1	7	7.0	7	0
Woodson	1	0	0.0	0	0
Tomczak	5	-4	-0.8	2	0
Team	491	2003	4.1	38	13
Opponents	399	1368	3.4	37	6

Receiving	No.	Yds.	Avg.	Lg	TD
Green	63	942	15.0	71	5
Stone	41	587	14.3	44	2
Graham	38	579	15.2	51	0
Thompson	38	259	6.8	28	0
Hoge	33	247	7.5	18	4
Mills	29	386	13.3	30	1
Foster	27	217	8.0	21	1
Thigpen	9	154	17.1	39	3
Cooper	9	112	12.4	38	0
Davenport	4	51	12.8	19	0
Hastings	3	44	14.7	18	0
Worley	3	13	4.3	9	0
Jordan	1	12	12.0	12	0
Culbert	1	3	3.0	3	0
Team	299	3606	12.1	71	16
Opponents	277	3440	12.4	66	16

Interceptions	No.	Yds.	Avg.	Lg	TD
Woodson	8	138	17.3	63	1
Perry	4	61	15.3	30	0
Lake	4	31	7.8	26	0
Johnson	3	51	17.0	26	0
Figures	1	78	78.0	78	0
Henry	1	10	10.0	10	0
Davidson	1	6	6.0	6	0
Team	24	386	16.1	78	1
Opponents	12	216	18.0	97	2

Punting	No.	Yds	Avg	Net	TB	In	Lg	B
Royals	89	3781	42.5	34.2	3	28	61	0
Team	89	3781	42.5	34.2	3	28	61	0
Opponents	82	3600	43.9	38.1	6	23	58	0

Punt Returns	Ret	FC	Yds	Avg	Lg	TD
Woodson	41	11	338	8.2	39	0
Figures	5	2	15	3.0	6	0
Team	46	13	353	7.7	39	0
Opponents	50	16	678	13.6	91	3

Kickoff Returns	No.	Yds	Avg	Lg	TD
Woodson	15	294	19.6	44	0
Hastings	12	177	14.8	22	0
Stone	11	168	15.3	30	0
Thompson	4	77	19.3	27	0
Worley	4	85	21.3	26	0
Hoge	3	33	11.0	15	0
Cooper	1	2	2.0	2	0
Thigpen	1	23	23.0	23	0
Williams	1	19	19.0	19	0
Team	52	678	16.9	44	0
Opponents	54	1165	21.6	97	1

Field Goals	1-19	20-29	30-39	40-49	50+
Anderson	1/1	8/9	14/14	5/6	0/0
Team	1/1	8/9	14/14	5/6	0/0
Opponents	0/0	7/7	9/10	6/9	2/3

Passing	Att	Cmp	Yds	Cmp%	TD	Int	Lg	Sack/Lost	Rating
O'Donnell	486	270	3208	55.6	14	7	71	41/331	79.5
Tomczak	54	29	398	53.7	2	5	39	7/43	51.3
Team	540	299	3606	55.4	16	12	71	48/374	76.7
Opponents	521	277	3440	53.2	16	24	66	42/277	64.9



1992 Final Regular-Season Statistics (11-5)

Date	Result	Opponent	Attn.
9/6	W 29-24	at Houston	63,713
9/13	W 27-10	N.Y. Jets	56,050
9/20	W 23-6	at San Diego	46,127
9/27	L 17-3	at Green Bay	58,724
10/11	L 17-9	at Cleveland	78,080
10/19	W 20-0	Cincinnati	55,411
10/25	W 27-3	at Kansas City	76,175
11/1	W 21-20	Houston	58,074
11/8	L 28-20	at Buffalo	80,924
11/15	W 17-14	Detroit	52,242
11/22	W 30-14	Indianapolis	51,101
11/29	W 21-9	at Cincinnati	54,253
12/6	W 20-14	Seattle	47,015
12/13	L 30-6	at Chicago	52,904
12/20	L 6-3	Minnesota	53,613
12/27	W 23-13	Cleveland	53,776

Team Statistics	Pitt.	Opp.
Total First Downs	284	266
Rushing	119	99
Passing	143	146
Penalty	22	21
3rd Down: Made/Att	73/211	65/195
3rd Down Pct.	34.6	33.3
Total Net Yards	4906	4658
Avg. Per Game	306.6	291.1
Total Plays	989	949
Avg. Per Play	5.0	4.9
Net Yards Rushing	2156	1841
Avg. Per Game	134.8	115.1
Total Rushes	518	425
Net Yards Passing	2750	2817
Avg. Per Game	171.9	176.1
Sacked/Yards Lost	36/248	40/296
Gross Yards	3046	3065
Att./Completions	431/249	478/252
Completion Pct.	57.8	52.7
Had Intercepted	14	22
Punts/Average	74/42.1	74/42.0
Net Punting Avg.	74/35.6	84/34.4
Penalties/Yards	106/941	104/814
Fumbles/Ball Lost	28/18	34/21
Touchdowns	31	24
Rushing	13	6
Passing	15	15
Returns	3	3

Score by Periods	Q1	Q2	Q3	Q4	OT	PTS
Team	58	90	51	100	0	299
Opponents	33	86	56	50	0	225

Scoring	TD	R	P	Pat	FG	S	Pls.
Anderson	0	0	0	0	29/31	28/36	0 113
Foster	11	1	0	0	0	66	0
Cooper	3	0	3	0	0	18	0
Mills	3	0	3	0	0	18	0
Stone	3	0	3	0	0	18	0
Green	2	0	2	0	0	12	0
Jordan	2	0	2	0	0	12	0
Davenport	1	0	0	1	0	6	0
Graham	1	0	1	0	0	6	0
Griffin	1	0	0	1	0	6	0
Hoge	1	0	1	0	0	6	0
O'Donnell	1	1	0	0	0	6	0
Thompson	1	1	0	0	0	6	0
Woodson	0	0	0	1	0	6	0
Team	31	13	15	3	29/31	28/36	0 299
Opponents	24	6	15	3	24/24	19/28	0 225

Sacks: Lloyd 6.5, Woodson 6.0, Williams 4.5, Evans 3.0, Little 3.0, Williams 3.0, Nickerson 2.0, Lake 2.0, Jones 2.0, Davidson 2.0, Howe 2.0
Team 40.0, Opponents 36.0

Rushing	No.	Yds	Avg	Lg	TD
Foster	390	1690	4.3	69	11
Thompson	35	157	4.5	25	1
Hoge	41	150	3.7	15	0
Stone	12	118	9.8	30	0
Mills	1	20	20.0	20	0
Brister	10	16	1.6	8	0
O'Donnell	27	5	0.2	9	1
Williams	2	0	0.0	2	0
Team	518	2156	4.2	69	13
Opponents	435	1841	4.2	44	6

Receiving	No.	Yds.	Avg.	Lg	TD
Graham	49	711	14.5	51	1
Foster	36	344	9.6	42	0
Stone	34	501	14.7	49	3
Mills	30	383	12.8	22	3
Hoge	28	231	8.3	20	1
Thompson	22	278	12.6	29	0
Cooper	16	197	12.3	27	3
Green	14	152	10.9	24	2
Davenport	9	136	15.1	31	0
Jordan	6	28	4.7	8	2
Didio	3	39	13.0	18	0
Williams	1	44	44.0	44	0
Thigpen	1	2	2.0	2	0
Team	249	3046	12.2	51	15
Opponents	252	3065	12.2	81	15

Interceptions	No.	Yds.	Avg.	Lg	TD
Perry	6	69	11.5	34	0
Johnson	5	67	13.4	35	0
Woodson	4	90	22.5	57	0
Griffin	3	98	32.7	65	1
Little	2	6	3.0	6	0
Lloyd	1	35	35.0	35	0
Williams	1	4	4.0	4	0
Shelton	0	15	-	15	0
Team	22	384	17.5	65	1
Opponents	14	235	16.8	77	1

Punting	No.	Yds.	Avg	Net	TB	In	Lg	B
Royals	73	3119	42.7	35.6	9	22	58	1
Team	74	3119	42.1	35.6	9	22	58	1
Opponents	74	3107	42.0	34.4	10	12	84	1

Punt Returns	Ret	FC	Yds	Avg	Lg	TD
Woodson	32	13	364	11.4	80	1
Team	32	13	364	11.4	80	1
Opponents	39	7	308	7.9	36	0

Kickoff Returns	No.	Yds	Avg	Lg	TD
Woodson	25	469	18.8	32	0
Stone	12	219	18.3	28	0
Thompson	2	51	25.5	33	0
Thigpen	2	44	22.0	29	0
Hoge	2	28	14.0	17	0
Bentley	1	17	17.0	17	0
Mills	1	11	11.0	11	0
Cooper	1	8	8.0	8	0
Campbell	1	0	0.0	0	0
Williams	1	0	0.0	0	0
Team	48	847	17.6	33	0
Opponents	52	1052	20.2	48	0

Field Goals	1-19	20-29	30-39	40-49	50+
Anderson	0/0	12/13	12/15	4/6	0/2
Team	0/0	12/13	12/15	4/6	0/2
Opponents	1/1	5/7	8/11	3/7	2/2

Passing	Att	Cmp	Yds	Cmp%	TD	Int	Lg	Sack/Lost	Rating
O'Donnell	313	185	2283	59.1	13	9	51	27/208	83.6
Brister	116	63	719	54.3	2	5	42	13/88	61.0
Foster	1	0	0	0.0	0	0	0	0/0	39.6
Royals	1	1	44	100.0	0	0	44	0/0	118.8
Team	431	249	3046	57.8	15	14	51	40/296	77.7
Opponents	478	252	3065	52.7	15	22	81	36/248	64.0



1991 Final Regular-Season Statistics (7-9)

Date	Result	Opponent	Attn.
9/1	W 26-20	San Diego	55,848
9/8	L 52-34	at Buffalo	79,545
9/15	W 20-6	New England	53,703
9/22	L 23-14	at Philadelphia	65,511
10/6	W 21-3	at Indianapolis	55,363
10/14	L 25-20	at N.Y. Giants	57,608
10/20	L 27-7	Seattle	54,678
10/27	L 17-14	at Cleveland	78,285
11/3	L 20-13	at Denver	70,973
11/10	W 33-27/OT	at Cincinnati	55,503
11/17	L 41-14	Washington	56,813
11/24	W 26-24	Houston	45,795
11/28	L 20-10	at Dallas	62,253
12/8	L 31-6	at Houston	59,225
12/15	W 17-10	Cincinnati	35,420
12/22	W 17-10	Cleveland	47,070

Team Statistics	Pitt.	Opp.
Total First Downs	254	320
Rushing	82	98
Passing	158	194
Penalty	14	28
3rd Down: Made/Att	62/197	94/218
3rd Down Pct.	31.5	43.1
Total Net Yards	4581	5168
Avg. Per Game	286.3	323.0
Total Plays	915	1039
Avg. Per Play	5.0	5.0
Net Yards Rushing	1627	1582
Avg. Per Game	101.7	98.9
Total Rushes	394	466
Net Yards Passing	2954	3586
Avg. Per Game	186.4	224.1
Sacked/Yards Lost	45/359	38/257
Gross Yards	3313	3843
Att./Completions	476/259	535/334
Completion Pct.	54.4	62.4
Had Intercepted	19	16
Punts/Average	75/39.9	65/41.6
Net Punting Avg.	75/36.3	84/35.3
Penalties/Yards	116/933	84/685
Fumbles/Ball Lost	37/14	27/11
Touchdowns	32	38
Rushing	8	14
Passing	20	21
Returns	4	3

Score by Periods	Q1	Q2	Q3	Q4	OT	PTS
Team	42	53	67	124	6	292
Opponents	61	116	54	113	0	344

Scoring	TD	R	P	RI	Pat	FG	S	Pts.
Anderson	0	0	0	0	31/31	23/33	0	100
Green	6	0	6	0			0	36
Stone	5	0	5	0			0	30
W. Williams	4	4	0	0			0	24
Hoge	3	2	1	0			0	18
Cooper	2	0	2	0			0	12
Foster	2	1	1	0			0	12
Lipps	2	0	2	0			0	12
Mills	2	0	1	1			0	12
Calloway	1	0	1	0			0	6
Cash	1	0	1	0			0	6
Hinkle	1	0	0	1			0	6
O'Donnell	1	1	0	0			0	6
Shelton	1	0	0	1			0	6
J. Williams	1	0	0	1			0	6
Team	32	8	20	4	31/31	23/33	0	292
Opponents	36	14	21	3	38/38	26/41	0	344

Sacks: J. Williams 9.0, Lloyd 8.0, Willis 7.0,
Hinkle 2.0, G. Williams 2.0, Evans 2.0, Jones
2.0, Veasey 2.0, Nickerson 1.0, Lake 1.0,
Johnson 1.0, Woodson 1.0.

Team 38.0, Opponents 45.0

Rushing	No.	Yds	Avg	Lg	TD
Hoge	165	610	3.7	24	2
Foster	96	488	5.1	56t	1
Williams	57	262	4.6	21	4
Worley	22	117	5.3	16	0
O'Donnell	18	82	4.6	22	1
Thompson	20	60	3.0	14	0
Brisler	11	17	1.5	8	0
Stone	1	2	2.0	2	0
Styzinski	4	-11	-2.8	0	0
Team	394	1627	4.1	56t	8
Opponents	466	1582	3.4	33	14

Receiving	No.	Yds	Avg	Lg	TD
Lipps	55	671	12.2	35	2
Hoge	49	379	7.7	25	1
Green	41	582	14.2	49	6
Stone	32	849	20.3	89t	5
Calloway	15	254	16.9	33t	1
W. Williams	15	139	9.3	29	0
Thompson	14	118	8.4	32	0
Cooper	11	147	13.4	47t	2
Foster	9	117	13.0	31	1
Cash	7	90	12.9	20	1
Mularkey	6	67	11.2	21	0
Mills	3	79	26.3	35t	1
Graham	2	21	10.5	15	0
Team	259	3313	12.8	89t	20
Opponents	334	3843	11.5	66t	21

Interceptions	No.	Yds	Avg	Lg	TD
Everett	4	53	13.3	27	0
Woodson	3	72	24.0	41	0
Shelton	3	57	19.0	57t	1
Hinkle	2	68	34.0	57t	1
Vincent	2	52	26.0	27	0
Griffin	1	22	22.0	22t	0
Little	1	5	5.0	5	0
Jones	1	0	0.0	0	0
Johnson	1	0	0.0	0	0
Lloyd	1	0	0.0	0	0
Team	19	329	17.3	57t	2
Opponents	16	182	11.4	40	2

Punting	No.	Yds	Avg	Net	TB	In	Lg	B
Styzinski	74	2996	40.5	36.3	3	10	63	1
Team	74	2996	39.9	36.3	3	10	63	1
Opponents	65	2705	41.6	35.3	2	17	59	0

Punt Returns	Ret	FC	Yds	Avg	Lg	TD
Woodson	28	12	320	11.4	40	0
Mills	11	284	25.8	54	0	0
Graham	8	2	46	5.8	13	0
Cash	1	0	6	6.0	6	0
Mills	1	0	0	0.0	0t	1
Vincent	1	0	1	1.0	1	0
Team	39	14	373	9.6	40	1
Opponents	29	27	210	7.2	24	0

Kickoff Returns	No.	Yds	Avg	Lg	TD
Woodson	44	880	20.0	47	0
Mills	11	284	25.8	54	0
Stone	6	75	12.5	23	0
Graham	3	48	16.0	23	0
McGovern	1	0	0.0	0	0
Thompson	1	8	8.0	8	0
Williams	1	19	19.0	19	0
Team	67	1314	19.6	54	0
Opponents	43	825	19.2	63	0

Field Goals	1-19	20-29	30-39	40-49	50+
Anderson	0/0	8/10	9/11	5/6	1/6
Team	0/0	8/10	9/11	5/6	1/6
Opponents	3/3	8/9	7/12	7/13	1/4

Passing	Att	Cmp	Yds	Cmp%	TD	Int	Lg	Sack/Lost	Rating
O'Donnell	286	156	1963	54.5	11	7	89t	30/214	78.8
Brisler	190	103	1350	54.2	9	9	65t	15/145	72.9
Team	476	259	3313	54.4	20	16	89t	45/359	76.4
Opponents	535	334	3843	62.4	21	19	66t	38/257	82.3



1990 Final Regular-Season Statistics (9-7)

Date	Result	Opponent	Attn.
9/9	L 13-3	at Cleveland	78,298
9/16	W 20-9	Houston	54,814
9/23	L 20-3	at L.A. Raiders	50,657
9/30	L 28-6	Miami	54,691
10/7	W 36-14	San Diego	53,486
10/14	W 34-17	at Denver	74,285
10/21	L 27-7	at San Francisco	64,301
10/29	W 41-10	L.A. Rams	56,466
11/4	W 21-9	Atlanta	57,093
11/18	L 27-3	at Cincinnati	60,064
11/25	W 24-7	at N.Y. Jets	57,806
12/2	L 16-12	Cincinnati	58,200
12/9	W 24-3	New England	48,354
12/16	W 9-6	at New Orleans	68,582
12/23	W 35-0	Cleveland	51,665
12/30	L 34-14	at Houston	56,906

Team Statistics	Pitt.	Opp.
Total First Downs	263	257
Rushing	93	102
Passing	150	130
Penalty	20	25
3rd Down: Made/Att	74/187	81/205
3rd Down Pct.	39.6	39.5
Total Net Yards	4525	4115
Avg. Per Game	282.8	257.2
Total Plays	897	940
Avg. Per Play	5.0	4.4
Net Yards Rushing	1880	1615
Avg. Per Game	117.5	100.9
Total Rushes	456	446
Net Yards Passing	2645	2500
Avg. Per Game	165.3	156.3
Sacked/Yards Lost	33/242	34/228
Gross Yards	2887	2728
Att./Completions	408/237	460/236
Completion Pct.	58.1	51.3
Had Intercepted	20	9
Punts/Average	66/37.2	64/40.9
Net Punting Avg.	66/34.1	64/33.7
Penalties/Yards	110/928	89/719
Fumbles/Ball Lost	40/17	33/18
Touchdowns	33	26
Rushing	11	13
Passing	20	9
Returns	2	4

Score by Periods	Q1	Q2	Q3	Q4	OT	PTS
Team	64	71	54	103	0	292
Opponents	58	86	56	40	0	240

Scoring	TD	R	P	Rt	Pat	FG	S	Pts.
Anderson	0	0	0	0	32/33	20/25	0	92
Hoge	10	7	3	0			0	60
Green	7	0	7	0		0	42	
W. Williams	4	3	1	0		0	24	
Lipps	3	0	3	0		0	18	
Mularkey	3	0	3	0		0	18	
Bell	1	0	1	0		0	6	
Calloway	1	0	1	0		0	6	
Foster	1	1	0	0		0	6	
Johnson	1	0	0	1		0	6	
Stone	1	0	1	0		0	6	
Woodson	1	0	0	1		0	6	
Stowe	0	0	0	0		1	2	
Team	33	11	20	2	32/33	20/25	1	292
Opponents	26	13	9	4	26/26	18/26	2	240

Sacks: G. Williams 6.0, Willis 5.0, Lloyd 4.5, Davidson 3.5, Evans 3.0, Freeman 2.0, Jenkins 2.0, Hinkle 2.0, Nickerson 2.0, Jones 2.0, J. Williams 1.0, Lake 1.0, Team 34.0, Opponents 33.0

Rushing	No.	Yds	Avg	Lg	TD
Hoge	203	772	3.8	41	7
Worley	109	418	3.8	38	0
Williams	68	389	5.7	70	3
Foster	36	203	5.6	38	1
Briester	25	64	2.6	11	0
Bell	5	18	3.6	12	0
Styzinski	3	17	5.7	9	0
Strom	4	10	2.5	10	0
Lipps	1	-5	-5.0	-5	0
Stone	2	-6	-3.0	10	0
Team	456	1880	4.1	70	11
Opponents	446	1615	3.6	31	13

Receiving	No.	Yds.	Avg.	Lg	TD
Lipps	50	682	13.6	37	3
Hoge	40	342	8.6	27	3
Green	34	387	11.4	46	7
Mularkey	32	365	11.4	28	3
Hill	25	391	15.6	66	0
Stone	19	332	17.5	90	1
Bell	12	137	11.4	43	1
Calloway	10	124	12.4	20	1
Worley	8	70	8.8	27	0
W. Williams	5	42	8.4	13	1
O'Shea	1	13	13.0	13	0
Foster	1	2	2.0	2	0
Team	237	2887	12.2	90	20
Opponents	236	2728	11.6	66	9

Interceptions	No.	Yds.	Avg.	Lg	TD
Woodson	5	67	13.4	34	0
Griffin	4	75	18.6	36	0
Woodruff	3	110	36.7	59	0
Everett	3	2	0.7	2	0
Johnson	2	60	30.0	34	1
Little	1	35	35.0	35	0
Hinkle	1	19	19.0	19	0
Lloyd	1	9	9.0	9	0
Willis	1	5	5.0	5	0
Jones	1	3	3.0	3	0
Hall	1	0	0.0	0	0
Lake	1	0	0.0	0	0
Team	24	385	16.0	59	1
Opponents	15	124	8.3	24	0

Punting	No.	Yds	Avg	Net	TB	IN	Lg	B
Styzinski	65	2454	37.8	34.1	5	18	51	1
Team	66	2454	37.2	34.1	5	18	51	1
Opponents	64	2616	40.9	33.7	3	13	62	1

Punt Returns	Ret	FC	Yds	Avg	Lg	TD
Woodson	38	8	398	10.5	52	1
Hill	1	0	0	0.0	0	0
Team	39	8	398	10.2	52	1
Opponents	16	32	105	6.6	39	0

Kickoff Returns	No.	Yds	Avg	Lg	TD
Woodson	35	764	21.8	49	0
Stone	5	91	18.2	24	0
J. Williams	3	31	10.3	20	0
Foster	3	29	9.7	13	0
Griffin	2	16	8.0	14	0
Green	1	16	16.0	16	0
Lipps	1	9	9.0	9	0
Team	50	956	19.1	49	0
Opponents	56	1245	22.2	99	1

Field Goals	1-19	20-29	30-39	40-49	50+
Anderson	1/1	3/3	8/8	8/11	0/2
Team	1/1	3/3	8/8	8/11	0/2
Opponents	0/0	4/4	4/5	9/17	1/2

Passing	Att	Cmp	Yds	Cmp%	TD	Int.	Lg	Sack/Lost	Rating
Briester	387	223	2725	57.6	20	14	90	28/213	81.6
Strom	21	14	162	66.7	0	1	22	5/29	69.9
Team	408	237	2887	58.1	20	15	90	33/242	81.0
Opponents	460	236	2728	51.3	9	24	66	34/228	54.3



1989 Final Regular-Season Statistics (9-7)

Date	Result	Opponent	Attn.
9/10	L 31-0	Cleveland	57,928
9/17	L 41-10	at Cincinnati	53,885
9/24	W 27-14	Minnesota	50,744
10/1	W 23-3	at Detroit	43,804
10/8	L 26-16	Cincinnati	52,785
10/15	W 17-7	at Cleveland	78,840
10/22	L 27-0	at Houston	59,091
10/29	W 23-17	Kansas City	54,194
11/5	L 34-7	at Denver	74,739
11/12	L 20-0	Chicago	56,505
11/19	W 20-17	San Diego	44,203
11/26	W 34-14	at Miami	59,936
12/3	L 23-16	Houston	40,541
12/10	W 13-0	at N.Y. Jets	41,037
12/17	W 28-10	New England	26,594
12/24	W 31-22	at Tampa Bay	29,690

Team Statistics	Pitt.	Opp.
Total First Downs	244	323
Rushing	106	112
Passing	117	177
Penalty	21	34
3rd Down: Made/Att	86/209	106/229
3rd Down Pct.	31.6	46.3
Total Net Yards	2178	3541
Avg. Per Game	249.8	346.8
Total Plays	955	1077
Avg. Per Play	4.2	5.2
Net Yards Rushing	1818	2008
Avg. Per Game	113.6	125.5
Total Rushes	500	498
Net Yards Passing	2178	3541
Avg. Per Game	157.4	188.8
Sacked/Yards Lost	43/220	39/229
Gross Yards	2738	3249
Att./Completions	404/210	548/290
Completion Pct.	52.0	52.9
Had Intercepted	13	21
Punts/Average	83/40.6	69/40.5
Net Punting Avg.	83/34.1	84/33.8
Penalties/Yards	116/986	96/785
Fumbles/Ball Lost	32/18	40/21
Touchdowns	29	38
Rushing	17	16
Passing	10	17
Returns	2	5

Score by Periods	Q1	Q2	Q3	Q4	OT	PTS
Team	57	91	72	45	0	265
Opponents	78	110	60	75	0	326

Scoring	TD	R	P	Rt	Pat	FG	S	Pts.
Anderson	0	0	0	0	28/28	21/30	0	91
Hoge	8	8	0	0			0	48
Lipps	6	1	5	0			0	36
Worley	5	5	0	0			0	30
Carter	4	1	3	0			0	24
Hill	1	0	1	0			0	6
Mularkey	1	0	1	0			0	6
W. Williams	1	1	0	0			0	6
Wallace	1	1	0	0			0	6
Woodruff	1	0	0	1			0	6
Woodson	1	0	0	1			0	6
Team	29	17	10	2	28/29	21/30	0	265
Opponents	38	16	17	5	37/38	19/27	2	326

Sacks: Lloyd 7.0, Willis 6.5, Johnson 4.5, J. Williams 3.0, G. Williams 3.0, Little 2.0, Jones 2.0, Lake 1.0, Olsavsky 1.0, Nickerson 1.0, Team 31.0, Opponents 51.0

Rushing	No.	Yds	Avg	Lg	TD
Worley	195	770	3.9	38	5
Hoge	186	621	3.3	31	8
Lipps	13	180	13.8	58	1
W. Williams	37	131	3.5	13	1
Stone	10	53	5.3	32	0
Brister	27	25	0.9	15	0
Blackledge	9	20	2.2	11	0
Carter	11	16	1.5	7	1
Wallace	5	10	2.0	5	1
Tyrell	1	3	3.0	3	0
Strom	4	-3	-0.8	0	0
Newsome	2	-8	-4.0	0	0
Team	500	1818	3.6	58	17
Opponents	498	2008	4.0	65	16

Receiving	No.	Yds.	Avg.	Lg	TD
Lipps	50	944	18.9	79	5
Carter	38	267	7.0	22	3
Hoge	34	271	8.0	22	0
Hill	28	455	16.3	53	1
Mularkey	22	326	14.8	34	1
Worley	15	113	7.5	19	0
Stone	7	92	13.1	16	0
W. Williams	6	48	8.0	16	0
Stock	4	74	18.5	27	0
Thompson	4	74	18.5	28	0
O'Shea	1	8	8.0	8	0
Brister	1	-10	-10.0	-10	0
Team	210	2662	12.7	79	10
Opponents	290	3721	12.8	66	17

Interceptions	No.	Yds.	Avg.	Lg	TD
Woodruff	4	57	14.3	35	0
Everett	3	68	22.7	32	0
Lloyd	3	49	16.3	31	0
Woodson	3	39	13.0	39	0
Little	3	23	7.7	13	0
Griffin	1	15	15.0	15	0
Hall	1	6	6.0	6	0
Hinkle	1	4	4.0	4	0
Johnson	1	0	0.0	0	0
Lake	1	0	0.0	0	0
Team	21	261	12.4	39	0
Opponents	13	103	7.9	21	1

Punting	No.	Yds	Avg	Net	TB	In	Lg	B
Newsome	82	3368	41.1	34.1	9	15	57	1
Team	83	3368	40.6	34.1	9	15	57	1
Opponents	69	2793	40.5	33.8	9	16	62	0

Punt Returns	Ret	FC	Yds	Avg	Lg	TD
Woodson	29	2	207	7.1	20	0
Hill	5	0	22	4.4	12	0
Lipps	4	0	27	6.8	9	0
Johnson	2	0	22	11.0	13	0
Team	40	2	278	7.0	20	0
Opponents	45	19	361	8.0	42	0

Kickoff Returns	No.	Yds	Avg	Lg	TD
Woodson	36	982	27.3	84	1
Stone	7	173	24.7	73	0
Thompson	4	41	10.3	15	0
J. Williams	4	31	7.8	22	0
J. Johnson	3	43	14.3	19	0
Griffin	1	21	21.0	21	0
Hinnant	1	13	13.0	13	0
Team	56	1304	23.3	84	1
Opponents	53	1096	20.7	42	0

Field Goals	1-19	20-29	30-39	40-49	50+
Anderson	2/2	5/5	5/8	9/15	0/0
Team	2/2	5/5	5/8	9/15	0/0
Opponents	0/0	11/11	3/8	3/6	2/2

Passing	Att	Cmp	Yds	Cmp%	TD	Int	Lg	Sack/Lost	Rating
Brister	342	187	2365	54.7	9	10	79	45/452	73.1
Blackledge	60	22	282	36.7	1	3	30	4/25	36.9
Carter	1	1	15	100.0	0	0	15	2/7	118.8
Strom	1	0	0	0.0	0	0	0	0/0	39.6
TEAM	404	210	2662	52.0	10	13	79	51/484	67.7
OPPONENTS	548	290	3721	52.9	17	21	66	31/180	68.8



1988 Final Regular-Season Statistics (5-11)

Date	Result	Opponent	Attn.
9/4	W 24-21	Dallas	56,813
9/11	L 30-29	at Washington	54,083
9/18	L 17-12	Cincinnati	56,647
9/25	L 36-28	at Buffalo	78,735
10/2	L 23-9	Cleveland	56,410
10/9	L 31-14	at Phoenix	53,278
10/16	L 34-14	Houston	52,229
10/23	W 39-21	Denver	49,811
10/30	L 24-20	at N.Y. Jets	64,862
11/6	L 42-7	at Cincinnati	56,403
11/13	L 27-26	Philadelphia	46,026
11/20	L 27-7	at Cleveland	77,131
11/27	W 16-10	Kansas City	42,057
12/4	W 37-34	at Houston	47,791
12/11	L 20-14	at San Diego	33,816
12/18	W 40-24	Miami	36,051

Team Statistics	Pitt.	Opp.
Total First Downs	292	319
Rushing	120	110
Passing	150	181
Penalty	22	28
3rd Down: Made/Att	78/216	98/225
3rd Down Pct.	36.1	43.6
Total Net Yards	5204	5805
Avg. Per Game	325.3	362.8
Total Plays	1030	1067
Avg. Per Play	5.1	5.4
Net Yards Rushing	2228	1864
Avg. Per Game	139.3	116.5
Total Rushes	499	516
Net Yards Passing	2976	3941
Avg. Per Game	186.0	246.3
Sacked/Yards Lost	42/331	19/145
Gross Yards	3307	4086
Att./Completions	489/226	532/309
Completion Pct.	46.2	58.1
Had Intercepted	20	20
Punts/Average	71/41.5	67/40.7
Net Punting Avg.	71/32.8	67/35.0
Penalties/Yards	99/803	79/705
Fumbles/Ball Lost	40/19	35/13
Touchdowns	36	49
Rushing	17	20
Passing	15	25
Returns	4	4

Score by Periods	Q1	Q2	Q3	Q4	OT	PTS
Team	85	94	47	110	0	336
Opponents	64	138	103	116	0	421

Scoring	TD	R	P	Rt	Pat	FG	S	Pts.
Anderson	0	0	0	0	34/35	28/36	0	118
Briser	6	6	0	0	0	0	36	
Hoge	6	3	3	0	0	0	36	
Lipps	6	1	5	0	0	0	36	
Carter	5	3	2	0	0	0	30	
Jackson	3	3	0	0	0	0	18	
Stone	2	0	1	1	0	0	12	
Blackledge	1	1	0	0	0	0	6	
Gothard	1	0	1	0	0	0	6	
Jordan	1	0	0	1	0	0	6	
Lockett	1	0	1	0	0	0	6	
Thompson	1	0	1	0	0	0	6	
W. Williams	1	0	1	0	0	0	6	
Woodruff	1	0	0	1	0	0	6	
Woodson	1	0	0	1	0	0	6	
Team	36	17	15	4	34/35	28/36	1	336
Opponents	49	20	25	4	47/49	26/32	1	421

Sacks: Johnson 4.0, Nickerson 3.5, G. Williams 3.5, Carr 3.5, Jones 1.5, Reese 1.0, Woodson 0.5, Lloyd 0.5, Hinkle 0.5, Thomas 0.5, Team 19.0, Opponents 42.0

Rushing	No.	Yds	Avg	Lg	TD
Hoge	170	705	4.1	20	3
Williams	87	409	4.7	33	0
Jackson	74	315	4.3	29	3
Carter	36	216	6.0	64	3
Briser	45	209	4.6	20	6
Lipps	6	129	21.5	39	1
Stone	40	127	3.2	11	0
Pollard	31	93	3.0	7	0
Blackledge	6	25	3.1	10	1
Newsome	2	0	0.0	0	0
Team	499	2228	4.5	64	17
Opponents	516	1864	3.6	64	20

Receiving	No.	Yds.	Avg.	Lg	TD
Lipps	50	973	19.5	89	5
Hoge	50	487	9.7	40	3
Carter	32	363	11.3	33	2
Lockett	22	365	16.6	44	1
Thompson	16	370	23.1	50	1
Gothard	12	121	10.1	26	1
Stone	11	196	17.8	72	1
W. Williams	11	66	6.0	21	1
Johnson	10	237	23.7	60	0
Jackson	9	84	9.3	24	0
Pollard	2	22	11.0	19	0
Hinnant	1	23	23.0	23	0
Team	226	3307	14.6	89	15
Opponents	309	4086	13.2	86	25

Interceptions	No.	Yds.	Avg.	Lg	TD
Woodruff	4	109	27.3	78	1
Woodson	4	98	24.5	29	0
Everett	3	31	10.3	29	0
Giffin	2	63	31.5	33	0
Jordan	1	28	28.0	28	1
Carr	1	27	27.0	27	0
Gowdy	1	24	24.0	24	0
Hinkle	1	1	1.0	1	0
Little	1	0	0.0	0	0
Nickerson	1	0	0.0	0	0
Sanchez	1	0	0.0	0	0
Team	20	361	19.1	78	2
Opponents	20	367	18.4	75	1

Punting	No.	Yds	Avg	Net	TB	In	Lg	B
Newsome	65	2950	45.4	N/A	10	9	62	0
Team	71	2950	41.5	32.8	10	9	62	6
Opponents	67	2726	40.7	35.0	3	16	63	0

Punt Returns	Ret	FC	Yds	Avg	Lg	TD
Woodson	33	6	281	8.5	28	0
Lipps	4	2	30	7.5	11	0
Sanchez	2	4	11	5.5	6	0
Team	39	12	322	8.3	28	0
Opponents	40	9	418	10.5	32	0

Kickoff Returns	No.	Yds	Avg	Lg	TD
Woodson	37	850	23.0	92	1
Stone	29	610	21.0	92	1
Sanchez	4	71	17.8	19	0
Boyle	1	19	19.0	19	0
Jackson	1	10	10.0	10	0
W. Williams	1	10	10.0	10	0
Blankenship	1	5	5.0	5	0
Team	74	1575	21.3	92	2
Opponents	63	1351	21.4	90	1

Field Goals	1-19	20-29	30-39	40-49	50+
Anderson	1/1	11/11	9/10	6/12	1/2
Team	1/1	11/11	9/10	6/12	1/2
Opponents	3/3	6/7	9/10	7/10	1/2

Passing	Att	Cmp	Yds	Cmp%	TD	Int	Lg	Sack/Lost	Rating
Briser	370	175	2634	47.3	11	14	89	36/292	65.3
Blackledge	79	38	494	48.1	2	3	34	4/25	60.8
Bono	35	10	110	28.6	1	2	15	1/8	25.9
Carter	3	2	56	66.7	0	0	40	0/0	109.7
Lipps	2	1	13	50.0	1	1	13	1/6	70.8
Team	489	226	3307	46.2	15	20	89	42/331	62.0
Opponents	532	309	4086	58.1	25	20	86	19/145	82.5



1987 Final Regular-Season Statistics (8-7)

Date	Result	Opponent	Attn.
9/13	W 30-17	San Francisco	55,735
9/20	L 34-10	at Cleveland	79,543
9/27	Cancelled	N.Y. Jets (Player Strike)	
10/4	W 28-12	at Atlanta	16,667
10/11	L 31-21	at L.A. Rams	20,219
10/18	W 21-7	Indianapolis	34,627
10/25	W 23-20	Cincinnati	53,692
11/1	L 35-24	at Miami	52,578
11/8	W 17-16	at Kansas City	45,249
11/15	L 23-3	Houston	56,177
11/22	W 30-16	at Cincinnati	59,910
11/29	L 20-16	New Orleans	47,896
12/6	W 13-9	Seattle	48,881
12/13	W 20-16	at San Diego	51,605
12/20	L 24-16	at Houston	38,683
12/26	L 19-13	Cleveland	56,394

Team Statistics	Pitt.	Opp.
Total First Downs	263	289
Rushing	114	94
Passing	126	170
Penalty	23	25
3rd Down Made/Att	86/229	78/222
3rd Down Pct.	39.5	34.0
Total Net Yards	4410	4920
Avg. Per Game	294.0	328.0
Total Plays	973	962
Avg. Per Play	4.5	5.1
Net Yards Rushing	2144	1610
Avg. Per Game	142.9	107.3
Total Rushes	517	455
Net Yards Passing	2266	3310
Avg. Per Game	151.1	220.7
Sacked/Yards Lost	27/198	26/196
Gross Yards	2464	3506
Att./Completions	429/198	481/290
Completion Pct.	46.2	60.3
Had Intercepted	25	27
Punts/Average	82/40.2	70/39.2
Net Punting Avg.	82/31.2	70/33.4
Penalties/Yards	105/801	95/771
Fumbles/Ball Lost	37/8	41/17
Touchdowns	31	34
Rushing	11	8
Passing	13	22
Returns	7	4

Score by Periods	Q1	Q2	Q3	Q4	OT	PTS
Team	50	88	51	96	0	285
Opponents	45	79	77	98	0	299

Scoring	TD	R	P	Rt	Pat	FG	S	Pts.
Anderson	0	0	0	0	21/21	22/27	0	87
Carter	3	0	3	0			0	18
Malone	3	3	0	0			0	18
Pollard	3	3	0	0			0	18
Abercrombie	2	2	0	0			0	12
Alston	2	0	2	0			0	12
Hall	2	0	0	2			0	12
Shell	2	0	0	2			0	12
Stallworth	2	0	2	0			0	12
Trout	0	0	0	0	10/10	0/2	0	10
Bono	1	1	0	0			0	6
Clinkscales	1	0	1	0			0	6
Gothard	1	0	1	0			0	6
Gowdy	1	0	0	1			0	6
Hairston	1	0	1	0			0	6
Hoge	1	0	1	0			0	6
Jackson	1	1	0	0			0	6
Lockett	1	0	1	0			0	6
Sanders	1	1	0	0			0	6
Thompson	1	0	1	0			0	6
Woodruff	1	0	0	1			0	6
Woodson	1	0	0	1			0	6
Carr	0	0	0	0			1	2
Team	31	11	13	7	31/31	22/29	1	285
Opponents	34	8	22	4	31/34	20/26	2	299

Sacks: Merrinweather 5.5, Gary 4.0, Willis 3.0, Carr 3.0, Hinkle 2.0, Team 2.0, Little 1.5, Cole 1.0, Dawkins 1.0, J. Williams 1.0, Warren 1.0, G. Williams 1.0, Team 26.0, Opponents 27.0

Rushing	No.	Yds.	Avg.	Lg	TD
Jackson	180	696	3.9	39	1
Pollard	128	536	4.2	33	3
Abercrombie	123	459	3.7	28	2
Malone	34	162	4.8	42	3
Stone	17	135	7.9	51	0
Sanders	11	65	5.9	14	1
Bono	8	27	3.4	23	1
Collier	4	20	5.0	12	0
Newsome	2	16	8.0	16	0
Carter	5	12	2.4	4	0
Hoge	3	8	2.7	3	0
Reeder	2	8	4.0	4	0
Team	517	2144	4.1	51	11
Opponents	455	1610	3.5	58	8

Receiving	No.	Yds.	Avg.	Lg	TD
Stallworth	41	521	12.7	45	2
Abercrombie	24	209	8.7	24	0
Thompson	17	313	18.4	63	1
Sweeney	16	217	13.6	34	0
Carter	16	180	11.3	28	3
Pollard	14	77	5.5	17	0
Clinkscales	13	240	18.5	57	1
Lee	12	124	10.3	24	0
Lipps	11	164	14.9	27	0
Lockett	7	116	16.6	25	1

Hoge	7	97	13.9	27	1
Jackson	7	52	7.4	23	0
Alston	3	64	28.0	42	2
Hairston	2	16	8.0	11	1
Young	2	10	5.0	6	0
Gothard	2	9	4.5	7	1
Stone	1	22	22.0	22	0
Sanders	1	11	11.0	11	0
Bono	1	2	2.0	2	0
Boyle	1	0	0.0	0	0
Team	198	2464	12.4	63	13
Opponents	290	3506	12.1	52	22

Interceptions	No.	Yds.	Avg.	Lg	TD
Woodruff	5	91	18.2	33	1
Hall	3	29	9.7	25	1
Everett	3	22	7.3	21	0
Hinkle	3	15	5.0	8	0
Gowdy	2	50	25.0	45	1
Merrinweather	2	26	13.0	15	0
Griffin	2	2	1.0	2	0
Snell	1	50	50.0	50	1
Woodson	1	45	45.0	45	1
Riley	1	4	4.0	4	0
Sheffield	1	2	2.0	2	0
Cole	1	0	0.0	0	0
Edwards	1	0	0.0	0	0
Williams	1	0	0.0	0	0
Team	27	336	12.4	50	5
Opponents	25	330	13.2	49	1

Punting	No.	Yds	Avg	Net TB	In	Lg	B
Newsome	64	2678	41.8	N/A	13	8	57
Bruno	16	619	38.7	N/A	4	5	56
Team	82	3297	40.2	31.2	17	13	57
Opponents	70	2741	39.2	33.4	8	17	55

Punt Returns	Ret	FC	Yds	Avg	Lg	TD
Woodson	16	1	135	8.4	20	0
Lipps	7	1	46	6.6	12	0
Anderson	7	1	38	5.4	10	0
Everett	4	2	22	5.5	11	0
Lockett	2	1	3	1.5	5	0
Team	36	6	244	6.8	20	0
Opponents	46	7	395	8.6	44	0

Kickoff Returns	No.	Yds	Avg	Lg	TD
Stone	28	568	20.3	34	0
Woodson	13	290	22.3	36	0
Sanchez	6	116	19.3	27	0
Jones	2	38	19.0	22	0
Britt	2	9	4.5	5	0
Clark	1	18	18.0	18	0
Hoge	1	13	13.0	13	0
Anderson	1	8	8.0	8	0
Gowdy	1	0	0.0	0	0
Riley	1	0	0.0	0	0
Team	56	1060	18.9	36	0
Opponents	65	1083	16.7	33	0

Field Goals	1-19	20-29	30-39	40-49	50+
Anderson	0/0	8/9	4/4	8/12	2/2
Trout	0/0	0/1	0/1	0/0	0/0
Team	0/0	8/10	4/5	8/12	2/2
Opponents	0/0	6/6	10/10	4/7	0/3

Passing	Att	Cmp	Yds	Cmp%	TD	Int	Lg	Sack/Lost	Rating
Malone	336	156	1896	46.4	6	19	63	18/151	46.7
Bono	74	34	438	45.9	5	2	57	6/30	76.3
Brister	12	4	20	33.3	0	3	10	2/14	2.8
Collier	7	4	110	57.1	2	1	49	1/3	101.8
Team	429	198	2464	46.2	13	25	63	27/196	50.3
Opponents	481	290	3506	60.3	22	27	52	26/196	74.6



1986 Final Regular-Season Statistics (6-10)

Date	Result	Opponent	Attn.
9/7	L 30-0	at Seattle	61,461
9/15	L 21-10	Denver	57,305
9/21	L 31-7	at Minnesota	56,796
9/28	W 22-16	at Houston	42,001
10/5	L 27-24	Cleveland	57,327
10/13	L 24-22	at Cincinnati	54,283
10/19	L 34-0	New England	54,743
10/26	W 30-9	Cincinnati	50,815
11/2	W 27-3	Green Bay	52,631
11/9	L 16-12	at Buffalo	72,000
11/16	W 21-10	Houston	49,724
11/23	L 37-31	at Cleveland	76,452
11/30	L 13-10	at Chicago	61,425
12/7	W 27-17	Detroit	45,042
12/13	W 45-24	at N.Y. Jets	56,044
12/21	L 24-19	Kansas City	47,150

Team Statistics	Pitt.	Opp.
Total First Downs	292	303
Rushing	125	97
Passing	140	176
Penalty	27	30
3rd Down: Made/Att	66/232	81/228
3rd Down Pct.	37.1	35.5
Total Net Yards	4811	5252
Avg. Per Game	300.7	326.3
Total Plays	1075	1050
Avg. Per Play	4.5	5.0
Net Yards Rushing	2223	1872
Avg. Per Game	138.9	117.0
Total Rushes	564	471
Net Yards Passing	2588	3380
Avg. Per Game	161.8	211.3
Sacked/Yards Lost	20/159	43/289
Gross Yards	2747	3669
Att./Completions	491/238	536/311
Completion Pct.	48.5	58.0
Had Intercepted	20	20
Punts/Average	89/38.7	82/39.0
Net Punting Avg.	89/30.6	82/31.0
Penalties/Yards	104/853	108/899
Fumbles/Ball Lost	28/16	31/13
Touchdowns	35	39
Rushing	18	10
Passing	16	22
Returns	1	7

Score by Periods	Q1	Q2	Q3	Q4	OT	PTS
Team	51	83	90	77	6	307
Opponents	67	129	54	77	9	336

Scoring	TD	R	P	Pat	FG	S	PTS
Anderson	0	0	0	0	32/32	21/32	0 95
Abercrombie	8	6	2	0	0	48	0
Jackson	5	5	0	0	0	30	0
Malone	5	5	0	0	0	30	0
Thompson	5	0	5	0	0	30	0
Erenberg	4	1	3	0	0	24	0
Lipps	3	2	1	0	0	18	0
Briser	1	1	0	0	0	6	0
Gothard	1	0	1	0	0	6	0
Sanchez	1	0	0	1	0	6	0
Stallworth	1	0	1	0	0	6	0
Sweeney	1	0	1	0	0	6	0
Edwards	0	0	0	0	1	2	0
Team	35	18	16	1	32/34	21/32	1 307
Opponents	39	10	22	7	36/38	22/39	0 336

Sacks: Willis 12.0, Gary 6.5, Merriweather 6.0, Nelson 5.0, Hinkle 4.5, G. Williams 3.5, Dunn 2.5, Sims 1.0, Team 1.0, Little 0.5, Cole 0.5
Team 43.0, Opponents 20.0

Rushing	No.	Yds	Avg	Lg	TD
Jackson	216	910	4.2	31	5
Abercrombie	214	877	4.1	38	6
Erenberg	42	170	4.0	17	1
Malone	31	107	3.5	45	5
Pollard	24	86	3.6	12	0
Hughes	14	32	2.3	8	0
Reeder	6	20	3.3	6	0
Sanders	4	12	3.0	13	0
Briser	6	10	1.7	9	1
Seitz	3	2	0.7	2	0
Lipps	4	-3	-0.8	8	0
Team	564	2223	3.9	45	18
Opponents	471	1872	4.0	61	10

Receiving	No.	Yds.	Avg.	Lg	TD
Abercrombie	47	395	8.4	27	2
Lipps	38	590	15.5	48	3
Stallworth	34	466	13.7	40	1
Erenberg	27	217	8.0	19	3
Sweeney	21	337	16.0	58	1
Gothard	21	246	11.7	34	1
Thompson	17	191	11.2	20	5
Jackson	17	176	9.9	28	0
Hughes	10	98	9.8	22	0
Sanders	2	19	9.5	10	0
Pollard	2	15	7.5	10	0
Reeder	2	4	2.0	3	0
Team	238	2747	11.5	58	16
Opponents	311	3669	11.8	55	22

Interceptions	No.	Yds.	Avg.	Lg	TD
Sanchez	3	71	23.7	67	1
Williams	3	44	14.7	25	0
Shell	3	29	9.7	17	0
Woods	3	26	8.7	23	0
Clayton	3	18	6.0	14	0
Hinkle	3	7	2.3	6	0
Merriweather	2	14	7.0	11	0
Swain	0	9	1.0	1	0
Team	20	218	10.9	67	1
Opponents	20	244	12.2	37	2

Punting	No.	Yds	Avg.	Net	TB	In	Lg	B
Newsome	66	3447	40.1	N/A	11	18	64	0
Team	3	0	0.0	0	0	0	0	3
Team	89	3447	38.7	30.6	11	18	64	3
Opponents	82	3194	39.0	31.0	7	17	69	0

Punt Returns	Ret	FC	Yds	Avg	Lg	TD
Woods	33	12	294	8.9	41	0
Lipps	3	1	16	5.3	10	0
Team	36	13	310	8.5	41	0
Opponents	34	14	364	10.7	44	0

Kickoff Returns	No.	Yds	Avg	Lg	TD
Sanchez	25	591	23.6	64	0
Elder	21	425	20.2	36	0
Sanders	8	148	18.5	29	0
Reeder	4	52	13.0	17	0
Hughes	2	16	8.0	16	0
Seitz	2	25	12.5	14	0
Merriweather	1	27	27.0	27	0
Woods	1	17	17.0	17	0
Rostlosky	1	3	3.0	3	0
Sweeney	1	0	0.0	0	0
Team	66	1304	19.8	64	0
Opponents	56	1362	24.3	100	3

Field Goals	1-19	20-29	30-39	40-49	50+
Anderson	0/1	6/7	6/7	9/14	0/3
Team	0/1	6/7	6/7	9/14	0/3
Opponents	2/2	6/10	7/11	7/13	0/3

Passing	Att	Cmp	Yds	Cmp%	TD	Int	Lg	Sack/Lost	Rating
Malone	425	216	2444	50.8	15	18	48	13/97	62.5
Briser	60	21	291	35.0	0	2	58	6/57	37.6
Campbell	4	0	0	0.0	0	0	0	1/5	39.6
Newsome	2	1	12	50.0	1	0	121	0/0	108.3
Team	491	238	2747	48.5	16	20	58	20/159	59.7
Opponents	536	311	3669	58.0	22	20	55	43/289	77.1



1985 Final Regular-Season Statistics (7-9)

Date	Result	Opponent	Attn.
9/8	W 45-3	Indianapolis	55,279
9/16	L 17-7	at Cleveland	79,042
9/22	W 20-0	Houston	58,752
9/30	L 37-24	Cincinnati	59,541
10/6	L 24-20	at Miami	72,820
10/13	L 27-13	at Dallas	62,932
10/20	W 23-10	St. Louis	56,478
10/27	L 26-21	at Cincinnati	55,421
11/3	W 10-9	Cleveland	51,976
11/10	W 36-28	at Kansas City	48,126
11/17	W 30-7	at Houston	45,977
11/24	L 30-23	Washington	59,293
12/1	L 31-25	Denver	56,797
12/8	L 54-44	at San Diego	52,098
12/15	W 30-24	Buffalo	35,953
12/21	L 28-10	at N.Y. Giants	66,785

Team Statistics	Pitt.	Opp.
Total First Downs	315	273
Rushing	125	105
Passing	165	144
Penalty	25	24
3rd Down: Made/Att	92/237	71/207
3rd Down Pct.	38.8	34.3
Total Net Yards	5350	4659
Avg. Per Game	334.4	291.2
Total Plays	1086	990
Avg. Per Play	4.9	4.7
Net Yards Rushing	2177	1876
Avg. Per Game	136.1	117.3
Total Rushes	541	470
Net Yards Passing	3173	2783
Avg. Per Game	198.3	173.9
Sacked/Yards Lost	33/224	36/305
Gross Yards	3397	3088
Att./Completions	512/254	484/287
Completion Pct.	49.6	59.3
Had Intercepted	27	20
Punts/Average	79/39.1	86/40.9
Net Punting Avg.	79/32.5	86/32.9
Penalties/Yards	85/665	89/679
Fumbles/Ball Lost	31/9	34/14
Touchdowns	40	43
Rushing	14	19
Passing	23	18
Returns	3	6

Score by Periods	Q1	Q2	Q3	Q4	OT	PTS
Team	58	134	83	104	0	379
Opponents	72	129	53	101	0	355

Scoring	TD	R	P	Rt	Pat	FG	S	Pts.
Anderson	0	0	0	0	40/40	33/42	0	139
Lipps	15	1	12	2			0	90
Abercrombie	9	7	2	0			0	54
Stallworth	5	0	5	0			0	30
Erenberg	3	0	3	0			0	18
Pollard	3	3	0	0			0	18
Woodley	2	2	0	0			0	12
Malone	1	1	0	0			0	6
Thompson	1	0	1	0			0	6
Merrilweather	1	0	0	1			0	6
Team	40	14	23	3	40/40	33/42	0	379
Opponents	43	19	18	6	39/40	19/25	0	355

Sacks: Willis 5.5, Hinkle 5.0, Merrillweather 4.0, Gary 3.0, Goodman 3.0, Cole 3.0, Catano 3.0, Dunn 2.5, Team 2.0, Carr 1.0, Nelson 1.0, Little 1.0, Woods 1.0, Sims 1.0, Team 36.0.

Opponents 33.0

Rushing	No.	Yds	Avg	Lg	TD
Pollard	233	991	4.3	56	3
Abercrombie	227	851	3.8	321	7
Malone	15	80	5.3	25	1
Woodley	17	71	4.2	13	2
Erenberg	16	67	4.2	12	0
Spencer	13	56	4.3	11	0
Campbell	9	28	3.1	14	0
Morse	8	17	2.1	9	0
Lipps	3	16	5.3	151	1
Team	541	2177	4.0	56	14
Opponents	470	1876	4.0	771	19

Receiving	No.	Yds.	Avg.	Lg	TD
Stallworth	75	937	12.5	41	5
Lipps	59	1134	19.2	51	12
Erenberg	33	326	9.9	35	3
Pollard	24	250	10.4	20	0
Abercrombie	24	209	8.7	27	2
Sweeney	16	234	14.6	69	0
Thompson	8	138	17.3	42	1
Gothard	6	83	13.8	24	0
Cunningham	6	61	10.2	17	0
Spencer	3	25	8.3	13	0
Team	254	3397	13.4	69	23
Opponents	287	3088	10.8	751	18

Interceptions	No.	Yds.	Avg.	Lg	TD
Woodruff	5	80	16.0	33	0
Williams	4	47	11.8	29	0
Shell	4	40	10.0	26	0
Merrilweather	2	36	18.0	351	1
Swain	2	4	2.0	4	0
Little	2	0	0.0	3	0
Cole	1	4	4.0	-4	0
Team	20	211	10.6	351	0
Opponents	27	409	15.2	571	5

Punting	No.	Yds	Avg	Net	TB	In	Lg	B
Newsome	78	3088	39.6	N/A	7	17	59	0
Team	1	0	0.0	0.0	0	0	0	1
Team	79	3088	39.1	32.5	7	17	59	1
Opponents	85	3515	40.9	32.9	10	17	65	0

Punt Returns	Ret	FC	Yds	Avg	Lg	TD
Lipps	36	2	437	12.1	711	2
Woods	13	2	46	3.5	10	0
Team	49	4	483	9.9	711	2
Opponents	43	8	380	8.8	31	0

Kickoff Returns	No.	Yds	Avg	Lg	TD
Spencer	27	617	22.9	40	0
Erenberg	21	441	21.0	35	0
Lipps	13	237	18.2	24	0
Washington	3	34	11.3	14	0
Tuggle	1	8	8.0	8	0
Team	65	1337	20.6	40	0
Opponents	65	1566	24.1	95	0

Field Goals	1-19	20-29	30-39	40-49	50+
Anderson	1/1	12/13	14/15	5/9	1/4
Team	1/1	12/13	14/15	5/9	1/4
Opponents	2/2	2/3	11/12	4/5	0/3

Passing	Att	Cmp	Yds	Cmp%	TD	Int	Lg	Sack/Lost	Rating
Malone	233	117	1428	50.2	13	7	451	10/80	75.6
Woodley	183	94	1357	51.4	6	14	69	13/84	54.7
Campbell	96	43	612	44.8	4	6	51	10/60	53.7
TEAM	512	254	3397	49.6	23	27	69	33/224	64.0
OPPONENTS	484	287	3088	59.3	18	20	751	36/305	73.3



1984 Final Regular-Season Statistics (9-7)

Date	Result	Opponent	Att.
9/2	L 37-27	Kansas City	56,709
9/6	W 23-17	at N.Y. Jets	70,564
9/16	W 24-14	L.A. Rams	58,104
9/23	L 20-10	at Cleveland	77,312
10/1	W 38-17	Cincinnati	57,098
10/7	L 31-7	Miami	59,103
10/14	W 20-17	at San Francisco	59,110
10/21	L 17-16	at Indianapolis	60,026
10/28	W 35-10	Atlanta	55,971
11/4	W 35-7	Houston	48,892
11/11	L 22-20	at Cincinnati	52,497
11/19	L 27-24	at New Orleans	66,005
11/25	W 52-24	San Diego	55,586
12/2	L 23-20	at Houston	39,786
12/9	W 23-20	Cleveland	55,825
12/16	W 13-7	L.A. Raiders	83,056

Team Statistics	Pitt.	Opp.
Total First Downs	302	282
Rushing	117	87
Passing	167	167
Penalty	18	28
3rd Down: Made/Att	92/227	75/225
3rd Down Pct.	40.5	33.3
Total Net Yards	5420	4916
Avg. Per Game	338.8	307.3
Total Plays	1052	1016
Avg. Per Play	5.2	4.8
Net Yards Rushing	2179	1617
Avg. Per Game	136.2	101.1
Total Rushes	574	454
Net Yards Passing	3241	3299
Avg. Per Game	202.6	206.2
Sacked/Yards Lost	35/278	47/390
Gross Yards	3519	3669
Att./Completions	443/240	515/299
Completion Pct.	54.2	58.1
Had Intercepted	25	31
Punts/Average	70/41.2	90/42.4
Net Punting Avg.	70/34.7	90/32.5
Penalties/Yards	112/948	107/945
Fumbles/Ball Lost	40/15	30/11
Touchdowns	45	35
Rushing	13	12
Passing	25	19
Returns	7	4

Score by Periods	Q1	Q2	Q3	Q4	OT	PTS
Team	50	147	95	95	0	387
Opponents	26	105	69	107	3	310

Scoring	TD	R	P	Rt	Pat	FG	S	Pts.
Anderson	0	0	0	0	45/45	24/32	0	117
Stallworth	11	0	11	0			0	66
Lipps	11	1	9	1			0	66
Pollard	6	6	0	0			0	36
Erenberg	3	2	1	0			0	18
Malone	3	3	0	0			0	18
Thompson	3	0	3	0			0	18
Washington	2	0	0	2			0	12
Woodruff	2	0	0	2			0	12
Abercrombie	1	1	0	0			0	6
Shell	1	0	0	1			0	6
Cunningham	1	0	1	0			0	6
Hinkle	1	0	0	1			0	6
Team	45	13	25	7	45/45	24/32	0	387
Opponents	35	12	19	4	34/35	22/28	0	310

Sacks: Mernweather 15.0*, E. Nelson 7.0, Hinkle 5.5, Willis 5.0, Gary 4.0, Goodman 2.5, Cole 2.0, E. Williams 2.0, Little 1.0, Dunn 1.0, Clayton 1.0, Team 1.0, Team 47.0, Opponents 35.0

Rushing	No.	Yds	Avg	Lg	TD
Pollard	213	851	4.0	52	6
Abercrombie	145	610	4.2	31	1
Erenberg	115	405	3.5	31	2
Corley	18	89	4.9	23	0
Veals	31	87	2.8	9	0
Lipps	3	71	23.7	36	1
Malone	25	42	1.7	13	3
Gillespie	7	18	2.6	9	0
Woodley	11	14	1.3	7	0
Spencer	1	0	0.0	0	0
Colquitt	1	0	0.0	0	0
Capers	1	-3	-3.0	-3	0
Campbell	3	-5	-5.0	-5	0
Team	574	2179	3.8	52	13
Opponents	454	1617	3.6	31	12

Receiving	No.	Yds.	Avg.	Lg	TD
Stallworth	80	1395	17.4	51	11
Lipps	45	860	19.1	80	9
Erenberg	38	358	9.4	25	1
Pollard	21	186	8.9	18	0
Thompson	17	291	17.1	59	3
Abercrombie	16	135	8.4	59	0
Capers	7	81	11.6	19	0
Kolodziejki	5	59	11.8	22	0
Cunningham	4	64	16.0	29	1
D. Nelson	2	31	15.5	19	0
Sweeney	2	25	12.5	16	0
Garrity	2	22	11.0	12	0
Gillespie	1	12	12.0	12	0
Team	240	3519	14.7	80	25
Opponents	299	3689	12.3	68	19

Interceptions	No.	Yds.	Avg.	Lg	TD
Shell	7	61	8.7	52	1
Washington	6	138	23.0	69	2
Woodruff	5	56	11.2	42	1
Hinkle	3	77	25.7	43	0
E. Williams	3	49	16.3	44	0
Mernweather	2	9	4.5	8	0
Woods	2	0	0.0	0	0
C. Brown	1	31	31.0	31	0
Cole	1	12	12.0	12	0
Clayton	1	0	0.0	0	0
Team	31	433	14.0	69	4
Opponents	25	371	14.8	70	1

Punting	No.	Yds	Avg	Net	TB	In	Lg	B
Colquitt	70	2883	41.2	34.7	5	21	62	0
Team	70	2883	41.2	34.7	5	21	62	0
Opponents	90	3818	42.4	32.5	10	13	60	0

Punt Returns	Ret	FC	Yds	Avg	Lg	TD
Lipps	53	2	656	12.4	76	1
Woods	6	0	40	6.7	14	0
Long	1	0	0	0.0	0	0
Clayton	1	0	0	0.0	0	0
Team	61	2	696	11.4	76	1
Opponents	37	5	351	9.5	58	1

Kickoff Returns	No.	Yds	Avg	Lg	TD
Erenberg	28	575	20.5	47	0
Spencer	18	373	20.7	40	0
Veals	4	40	10.0	18	0
Corley	1	15	15.0	15	0
Gillespie	1	12	12.0	12	0
C. Brown	1	11	11.0	11	0
Catano	1	0	0.0	0	0
Team	54	1026	19.0	47	0
Opponents	61	1338	21.9	97	1

Field Goals	1-19	20-29	30-39	40-49	50+
Anderson	0/0	8/9	6/9	8/11	2/3
Team	0/0	8/9	6/9	8/11	2/3
Opponents	2/2	5/5	8/10	6/9	1/2

Passing	Att	Cmp	Yds	Cmp%	TD	Int	Lg	Sack/Lost	Rating
Malone	272	147	2137	54.0	16	17	61	25/211	73.4
Woodley	156	85	1273	54.5	8	7	80	10/67	79.9
Campbell	15	8	109	53.3	1	1	25	0/0	71.3
Team	443	240	3519	54.2	25	25	80	35/278	75.6
Opponents	515	299	3689	58.1	19	31	68	47/390	67.5



1983 Final Regular-Season Statistics (10-6)

Date	Result	Opponent	Attn.
9/4	L 14-10	Denver	58,233
9/11	W 25-21	at Green Bay	58,154
9/18	W 40-28	at Houston	44,150
9/25	L 28-23	New England	58,282
10/2	W 17-10	Houston	56,901
10/10	W 24-14	at Cincinnati	56,086
10/16	W 44-17	Cleveland	59,263
10/23	W 27-21	at Seattle	61,615
10/30	W 17-12	Tampa Bay	57,468
11/6	W 26-3	San Diego	58,191
11/13	W 24-13	at Baltimore	57,319
11/20	L 17-14	Minnesota	58,417
11/24	L 45-3	at Detroit	77,724
12/4	L 23-10	Cincinnati	55,832
12/10	W 34-7	at N.Y. Jets	53,996
12/16	L 30-17	at Cleveland	72,313

Team Statistics	Pitt.	Opp.
Total First Downs	312	278
Rushing	156	100
Passing	141	151
Penalty	15	27
3rd Down: Made/Att	99/231	77/216
3rd Down Pct.	42.9	35.6
Total Net Yards	5014	4728
Avg. Per Game	313.4	295.5
Total Plays	1075	1006
Avg. Per Play	4.7	4.7
Net Yards Rushing	2610	1833
Avg. Per Game	163.1	114.6
Total Rushes	614	509
Net Yards Passing	2404	2895
Avg. Per Game	150.3	180.9
Sacked/Yards Lost	52/350	50/361
Gross Yards	2754	3256
Att./Completions	409/211	447/238
Completion Pct.	51.6	53.2
Had Intercepted	23	26
Punts/Average	80/41.9	88/41.1
Net Punting Avg.	50/35.0	88/33.1
Penalties/Yards	99/836	96/782
Fumbles/Ball Lost	42/20	34/17
Touchdowns	39	37
Rushing	17	14
Passing	15	19
Returns	7	4

Score by Periods	Q1	Q2	Q3	Q4	OT	PTS
Team	95	105	30	125	0	355
Opponents	80	78	72	73	0	303

Scoring	TD	R	P	Rt	Pat	FG	S	Pts.
Anderson	0	0	0	0	38/39	27/31	0	119
Abercrombie	7	4	3	0			0	42
F. Harris	7	5	2	0			0	42
Sweeney	5	0	5	0			0	30
Pollard	4	4	0	0			0	24
Stoudt	4	4	0	0			0	24
Cunningham	3	0	3	0			0	18
Hinkle	1	0	0	1			0	6
Woods	1	0	0	1			0	6
Johnson	1	0	0	1			0	6
Clayton	1	0	0	1			0	6
Merrweather	1	0	0	1			0	6
Capers	1	0	1	0			0	6
Best	1	0	0	1			0	6
Blount	1	0	0	1			0	6
Garity	1	0	1	0			0	6
Kohrs	0	0	0	0			1	2
Team	39	17	15	7	32/33	25/30	1	321
Opponents	37	14	19	4	36/37	15/20	0	303

Sacks: Willis 14.0, Gary 7.5, Dunn 6.0, Cole 5.0, Lambert 4.0, Nelson 3.0, Beasley 2.5, Rivera 2.0, Clayton 2.0, Kohrs 1.5, Goodman 1.0, Woodruff 1.0, Merrweather .5, Team 50.0, Opponents 52.0

Rushing	No.	Yds	Avg	Lg	TD
F. Harris	279	1007	3.6	19	5
Pollard	135	608	4.5	32	4
Stoudt	77	479	6.2	23	4
Abercrombie	112	446	4.0	50	4
Hawthorne	5	47	9.4	20	0
T. Harris	2	15	7.5	10	0
Odum	2	7	3.5	4	0
Bradshaw	8	7	0.9	7	0
Sweeney	3	5	1.7	2	0
Team	614	2610	4.3	50	17
Opponents	509	1833	3.6	30	14

Receiving	No.	Yds.	Avg.	Lg	TD
Sweeney	39	577	14.8	42	5
Cunningham	35	442	12.6	25	3
F. Harris	34	278	8.2	29	2
Abercrombie	26	391	15.0	51	3
Hawthorne	19	300	15.8	52	0
Garity	19	279	14.7	38	1
Pollard	16	127	7.9	17	0
Capers	10	185	18.5	36	1
Stallworth	8	100	12.5	20	0
Skansi	3	39	13.0	21	0
Rodgers	2	36	18.0	25	0
Team	211	2754	13.1	52	15
Opponents	238	3256	13.7	76	19

Interceptions	No.	Yds.	Avg.	Lg	TD
Woods	5	53	10.6	31	0
Shell	5	18	3.6	18	0
Blount	4	32	8.0	21	0
Woodruff	3	85	28.3	47	0
Johnson	3	84	28.0	34	1
Merrweather	3	55	18.3	31	1
Lambert	2	-1	-0.5	0	0
Clayton	1	70	70.0	70	1
Washington	1	25	25.0	25	0
Hinkle	1	14	14.0	14	1
Team	28	435	15.5	70	4
Opponents	23	252	11.0	41	2

Punting	No.	Yds	Avg	Net	TB	In	Lg	B
Colquitt	80	3352	41.9	35.0	7	20	58	0
Team	80	3352	41.9	35.0	7	20	58	0
Opponents	88	3615	41.1	33.1	14	10	61	0

Punt Returns	Ret	FC	Yds	Avg	Lg	TD
Skansi	43	9	363	8.4	57	0
Woods	5	0	46	9.2	13	0
T. Harris	3	0	12	4.0	6	0
Team	51	9	421	8.3	57	0
Opponents	44	5	418	9.5	81	1

Kickoff Returns	No.	Yds	Avg	Lg	TD
Odum	39	758	19.4	35	0
T. Harris	18	289	16.1	32	0
Bingham	1	15	15.0	15	0
Kohrs	1	6	6.0	6	0
Team	59	1068	18.1	35	0
Opponents	65	1507	23.2	97	1

Field Goals	1-19	20-29	30-39	40-49	50+
Anderson	2/2	8/9	9/10	8/10	0/0
Team	2/2	8/9	9/10	8/10	0/0
Opponents	1/1	6/7	6/6	2/5	0/1

Passing	Att	Cmp	Yds	Cmp%	TD	Int	Lg	Sack/Lost	Rating
Stoudt	381	197	2553	51.7	12	21	52	51/339	60.6
Malone	20	9	124	45.0	1	2	38	1/11	42.5
Bradshaw	8	5	77	62.5	2	0	24	0/0	133.9
Team	409	211	2754	51.6	15	23	52	52/350	61.9
Opponents	447	238	3256	53.2	19	28	76	50/361	64.9



1982 Final Regular-Season Statistics (6-3)

Date	Result	Opponent	Attn.
9/13	W 36-28	at Dallas	63,431
9/19	W 26-20	Cincinnati	53,973
9/26	Cancelled	N.Y. Giants	
10/3	Cancelled	at Denver	
10/11	Cancelled	Philadelphia	
10/17	Cancelled	at Washington	
10/31	Cancelled	at Cincinnati	
11/7	Cancelled	Houston	
11/14	Cancelled	N.Y. Jets	
11/21	W 24-10	at Houston	42,338
11/28	L 16-0	at Seattle	55,553
12/5	W 35-14	Kansas City	52,090
12/12	L 13-0	at Buffalo	58,391
12/19	L 10-9	at Cleveland	67,139
12/26	W 37-14	New England	50,515
1/2	W 37-21	Cleveland	52,312

Team Statistics	Pitt.	Opp.
Total First Downs	171	174
Rushing	69	92
Passing	91	142
Penalty	11	14
3rd Down: Made/Att	47/121	47/126
3rd Down Pct.	39.0	37.3
Total Net Yards	2970	2874
Avg. Per Game	330.0	319.3
Total Plays	583	599
Avg. Per Play	5.1	4.8
Net Yards Rushing	1187	762
Avg. Per Game	131.9	84.7
Total Rushes	289	236
Net Yards Passing	1783	2112
Avg. Per Game	198.1	234.7
Sacked/Yards Lost	19/139	34/273
Gross Yards	1922	2385
Att./Completions	275/141	329/176
Completion Pct.	51.3	53.5
Had Intercepted	16	17
Punts/Average	49/40.4	53/38.1
Net Punting Avg.	49/35.1	53/30.6
Penalties/Yards	59/459	44/345
Fumbles/Ball Lost	18/7	17/8
Touchdowns	25	17
Rushing	7	5
Passing	17	12
Returns	1	6

Score by Periods	Q1	Q2	Q3	Q4	OT	PTS
Team	47	54	38	59	6	204
Opponents	13	43	38	52	0	146

Scoring	TD	R	P	Rt	Pat	FG	S	Pts.
Anderson	0	0	0	0	22/23	10/12	0	52
Stallworth	7	0	7	0			0	42
Smith	4	0	4	0			0	24
Hawthorne	3	0	3	0			0	18
Cunningham	2	0	2	0			0	12
Pollard	2	2	0	0			0	12
Harris	2	2	0	0			0	12
Abercrombie	2	2	0	0			0	12
Thornton	1	1	0	0			0	6
Pinney	1	0	1	0			0	6
Rodgers	1	0	0	1			0	6
Team	0	0	0	0			1	2
Team	25	17	7	1	22/23	10/12	1	204
Opponents	17	5	12	0	17/17	9/14	0	146

Sacks: Beasley 6.0, Dunn 6.0, Cole 5.0,
Lambert 4.0, Ham 3.0, Toews 2.5, Kohrs 2.0,
Goodman 1.5, Shell 1.0, Hinkle 1.0, Woodruff
1.0, Willis 1.0, Team 34.0, Opponents 19.0

Rushing	No.	Yds	Avg	Lg	TD
Harris	140	604	4.3	21	2
Pollard	62	238	3.8	18	2
Abercrombie	21	100	4.8	34	2
Davis	24	72	3.0	9	0
Hawthorne	15	68	4.5	11	0
Thornton	6	33	5.5	13	1
Stoudt	11	28	2.5	8	0
Swann	1	25	25.0	25	0
Bradshaw	8	10	2.3	6	0
Stallworth	1	9	9.0	9	0
Team	289	1187	4.1	34	7
Opponents	236	762	3.2	33	5

Receiving	No.	Yds.	Avg.	Lg	TD
Harris	31	249	8.0	20	0
Stallworth	27	441	16.3	74	7
Cunningham	21	277	13.2	31	2
Swann	18	265	14.7	60	0
Smith	17	387	22.8	51	4
Hawthorne	12	182	15.2	48	3
Pollard	6	39	6.5	11	0
Sweeney	5	50	10.0	17	0
Abercrombie	1	14	14.0	14	0
Davis	1	11	11.0	11	0
Thornton	1	4	4.0	4	0
Pinney	1	3	3.0	3	1
Team	141	1922	13.6	74	17
Opponents	176	2385	13.6	75	12

Interceptions	No.	Yds.	Avg.	Lg	TD
Woodruff	5	53	10.6	30	0
Shell	5	27	5.2	18	0
Johnson	2	5	2.5	5	0
Toews	1	20	20.0	20	0
Woods	1	12	12.0	12	0
Lambert	1	6	6.0	6	0
Ham	1	2	2.0	2	0
Blount	1	2	2.0	2	0
Team	17	127	7.5	30	0
Opponents	16	168	10.5	28	0

Punting	No.	Yds	Avg	Net	TB	In	Lg	B
Goodson	49	1981	40.4	35.1	4	11	66	1
Team	49	1981	40.4	35.1	4	11	66	1
Opponents	53	2019	38.1	30.6	4	9	54	2

Punt Returns	Ret	FC	Yds	Avg	Lg	TD
Sydnor	22	3	172	7.8	21	0
Woods	13	2	142	10.9	20	0
Merrweather	1	0	3	3.0	3	0
Team	36	5	317	8.8	21	0
Opponents	28	4	182	6.5	17	0

Kickoff Returns	No.	Yds	Avg	Lg	TD
Bohannon	14	329	23.5	57	0
Abercrombie	7	139	19.9	46	0
French	2	38	19.0	26	0
Sydnor	2	37	18.5	20	0
Moser	1	18	18.0	18	0
Donnalley	1	8	8.0	8	0
Swann	1	0	0.0	0	0
Team	28	569	20.3	57	0
Opponents	36	821	22.8	39	0

Field Goals	1-19	20-29	30-39	40-49	50+
Anderson	0/0	4/4	1/2	5/5	0/1
Team	0/0	4/4	1/2	5/5	0/1
Opponents	0/0	2/2	4/5	2/5	1/2

Passing	Att	Cmp	Yds	Cmp%	TD	Int	Lg	Sack/Lost	Rating
Bradshaw	240	127	1768	52.9	17	11	74	18/131	81.4
Stoudt	35	14	154	40.0	0	5	24	1/8	14.2
Team	275	141	1922	51.3	17	16	74	19/139	70.3
Opponents	329	176	2385	53.5	12	17	75	34/273	67.5

1981 Final Regular-Season Statistics (8-8)

Date	Result	Opponent	Attn.
9/6	L 37-33	Kansas City	53,305
9/10	L 30-10	at Miami	74,190
9/20	W 38-10	N.Y. Jets	52,973
9/27	W 27-21	New England	53,344
10/4	W 20-6	at New Orleans	64,578
10/11	W 13-7	Cleveland	53,255
10/18	L 34-7	at Cincinnati	57,090
10/26	W 26-13	Houston	52,732
11/1	L 17-14	San Francisco	52,676
11/8	L 24-21	at Seattle	59,058
11/15	W 34-20	at Atlanta	57,485
11/22	W 32-10	at Cleveland	77,958
11/29	W 24-0	Los Angeles	51,854
12/7	L 30-27	at Oakland	51,769
12/13	L 17-10	Cincinnati	50,623
12/20	L 21-20	at Houston	41,056

Team Statistics	Pitt.	Opp.
Total First Downs	318	323
Rushing	137	114
Passing	156	181
Penalty	25	28
3rd Down: Made/Att.	83/203	90/231
3rd Down Pct.	40.9	39.0
Total Net Yards	5598	5652
Avg. Per Game	349.9	353.3
Total Plays	1042	1084
Avg. Per Play	5.4	5.2
Net Yards Rushing	2372	1869
Avg. Per Game	148.3	116.8
Total Rushes	554	500
Net Yards Passing	3226	3783
Avg. Per Game	201.6	236.4
Sacked/Yards Lost	27/231	40/325
Gross Yards	3457	4107
Att./Completions	461/247	542/302
Completion Pct.	53.6	55.5
Had Intercepted	19	30
Punts/Average	84/43.3	78/42.1
Net Punting Avg.	84/35.3	78/35.8
Penalties/Yards	97/640	112/960
Fumbles/Ball Lost	39/22	31/16
Touchdowns	47	35
Rushing	21	10
Passing	25	22
Returns	1	3

Score by Periods	Q1	Q2	Q3	Q4	OT	Pts
Team	90	97	84	79	6	356
Opponents	33	97	58	109	3	297

Scoring	TD	R	P	Rt	Pat	FG	S	Pts.
Trout	0	0	0	0	38/46	12/17	0	74
Harris	9	8	1	0			0	54
Smith	7	0	7	0			0	42
Stallworth	5	0	5	0			0	30
Swann	5	0	5	0			0	30
Thornton	4	4	0	0			0	24
Cunningham	3	0	3	0			0	18
Malone	3	2	1	0			0	18
Pollard	2	2	0	0			0	12
Hawthorne	2	2	0	0			0	12
Bradshaw	2	2	0	0			0	12
Davis	1	1	0	0			0	6
Blount	1	0	0	1			0	6
Grossman	1	0	1	0			0	6
Pinney	1	0	1	0			0	6
Moser	1	0	1	0			0	6
Team	47	21	25	1	38/46	12/17	0	356
Opponents	35	10	22	3	33/35	18/33	0	297

Sacks: Dunn 8.0, Kohrs 5.5, Beasley 5.0, Greene 4.5, Banaszak 4.0, Greenwood 3.0, Goodman 3.0, Cole 2.5, Lambert 2.0, Winston 1.5, Woodruff 1.0. Team 40.0, Opponents 27.0

Rushing	No.	Yds	Avg	Lg	TD
Harris	242	987	4.1	50	8
Pollard	123	570	4.6	29	2
Davis	47	270	5.7	28	1
Thornton	56	202	3.6	17	4
Bradshaw	38	162	4.3	16	2
Malone	16	68	4.3	19	2
Hawthorne	25	58	2.3	16	2
Stallworth	1	17	17.0	17	0
Smith	1	15	15.0	15	0
Stoudt	3	11	3.7	10	0
Colquitt	1	8	8.0	8	0
Moser	1	4	4.0	4	0
Team	554	2372	4.3	50	21
Opponents	500	1869	3.7	60	10

Receiving	No.	Yds.	Avg.	Lg	TD
Stallworth	63	1098	17.4	55	5
Cunningham	41	574	14.0	30	3
Harris	37	250	6.8	26	1
Swann	34	505	14.9	44	5
Smith	29	571	19.7	46	7
Pollard	19	156	8.2	26	0
Thornton	8	78	9.8	30	0
Davis	4	34	8.5	19	0
Hawthorne	4	23	5.8	12	0
Grossman	3	19	6.3	14	1
Sweeney	2	53	26.5	32	0
Malone	1	90	90.0	90	1
Moser	1	5	5.0	5	1
Pinney	1	1	1.0	1	1
Team	247	3457	14.0	90	25
Opponents	302	4108	13.6	73	22

Interceptions	No.	Yds.	Avg.	Lg	TD
Blount	6	106	17.7	50	1
Lambert	6	76	12.7	31	0
Shell	5	52	10.4	25	0
Thomas	4	18	4.5	16	0
Washington	3	46	15.3	35	0
Johnson	2	8	4.0	8	0
Cole	1	29	29.0	29	0
Ham	1	23	23.0	23	0
Woodruff	1	17	17.0	17	0
Winston	1	1	1.0	1	0
Team	30	376	12.5	50	1
Opponents	19	226	11.9	34	0

Punting	No.	Yds	Avg	Net	TB	In	Lg	B
Colquitt	84	3641	43.3	35.3	16	25	74	0
Team	84	3641	43.3	35.3	16	25	74	0
Opponents	78	3286	42.1	35.8	4	12	62	0

Punt Returns	Ret	FC	Yds	Avg	Lg	TD
Anderson	20	8	208	10.4	33	0
Smith	30	1	204	6.8	28	0
Team	50	9	412	8.2	33	0
Opponents	34	10	358	10.5	87	2

Kickoff Returns	No.	Yds	Avg	Lg	TD
Moser	3	76	25.3	29	0
Anderson	37	825	22.3	35	0
Hawthorne	7	138	19.7	30	0
Diridon	3	45	15.0	18	0
Davis	1	8	8.0	8	0
Malone	1	3	3.0	3	0
Thornton	1	1	1.0	1	0
Team	53	1096	20.7	35	0
Opponents	52	1253	24.1	51	0

Field Goals	1-19	20-29	30-39	40-49	50+
Trout	4/5	4/4	1/2	3/5	0/1
Team	4/5	4/4	1/2	3/5	0/1
Opponents	0/0	5/5	7/10	6/14	0/4

Passing	Att	Cmp	Yds	Cmp%	TD	Int	Lg	Sack/Lost	Rating
Bradshaw	370	201	2887	54.3	22	14	90	17/155	83.9
Malone	88	45	553	51.1	3	5	30	10/76	58.6
Stoudt	3	1	17	33.3	0	0	17	0/0	53.5
Team	461	247	3457	53.6	25	19	90	27/231	78.9
Opponents	544	302	4107	55.5	22	30	73	40/325	70.3

1980 Final Regular-Season Statistics (9-7)

Date	Result	Opponent	Attn.
9/7	W 31-17	Houston	54,386
9/14	W 20-17	at Baltimore	54,914
9/21	L 30-28	at Cincinnati	52,490
9/28	W 38-3	Chicago	53,987
10/5	W 21-24	at Minnesota	47,583
10/12	L 17-3	Cincinnati	53,668
10/20	L 13-9	Oakland	53,940
10/26	L 27-6	at Cleveland	79,095
11/2	W 15-16	Green Bay	52,165
11/9	W 10-16	at Tampa Bay	71,636
11/16	W 20-27	Cleveland	54,563
11/23	L 20-6	at Buffalo	79,659
11/30	W 24-31	Miami	51,384
12/4	L 35-19	at Houston	53,960
12/14	W 30-20	Kansas City	50,013
12/22	L 47-36	at San Diego	51,785

Team Statistics	Pitt.	Opp.
Total First Downs	308	302
Rushing	111	101
Passing	177	171
Penalty	20	30
3rd Down: Mads/Alt	101/224	94/232
3rd Down Pct.	45.1	40.5
Total Net Yards	5554	5134
Avg. Per Game	347.1	320.9
Total Plays	1033	1036
Avg. Per Play	5.4	5.0
Net Yards Rushing	1986	1762
Avg. Per Game	124.1	110.1
Total Rushes	512	486
Net Yards Passing	3568	3372
Avg. Per Game	223.0	210.8
Sacked/Yards Lost	18/145	37/264
Gross Yards	3832	3517
Att./Completions	484/250	532/280
Completion Pct.	51.7	52.6
Had Intercepted	24	26
Punts/Average	66/40.2	73/40.7
Penalties/Yards	111/933	93/806
Fumbles/Ball Lost	38/18	23/14
Touchdowns	42	37
Rushing	15	9
Passing	26	25
Returns	1	3

Score by Periods	Q1	Q2	Q3	Q4	OT	PTS
Team	79	115	76	82	0	352
Opponents	57	91	81	84	0	313

Scoring	TD	R	P	Rt	Pat	FG	S	Pts.
Bahr	0	0	0	0	39/42	19/28	0	96
Smith	9	0	9	0			0	54
Swann	7	0	7	0			0	42
Harris	6	4	2	0			0	36
Hawthorne	4	4	0	0			0	24
Thornton	4	3	1	0			0	24
Bradshaw	2	2	0	0			0	12
Bell	2	0	2	0			0	12
Bleier	2	1	1	0			0	12
Cunningham	2	0	2	0			0	12
Stallworth	1	0	1	0			0	6
Sweeney	1	0	1	0			0	6
Davis	1	1	0	0			0	6
Winston	1	0	0	1			0	6
Team	42	15	26	1	39/42	19/28	0	352
Opponents	37	9	25	3	34/37	19/29	0	313

Sacks: Greenwood 5.0, Greene 3.5, Furness 3.5, Banaszak 2.5, Beasley 1.0, Cole 1.0, Ham 1.0, Dunn 0.5, Team 18.0, Opponents 37.0

Rushing	No.	Yds	Avg	Lg	TD
Harris	208	789	3.8	26	4
Bleier	78	340	4.4	19	1
Thornton	78	325	4.2	28	3
Hawthorne	63	226	3.6	15	4
Davis	33	132	4.0	12	1
Bradshaw	36	111	3.1	18	2
Stoudt	9	35	3.9	12	0
Colquitt	1	17	17.0	17	0
Pollard	4	16	4.0	12	0
Smith	1	-1	-1.0	-1	0
Swann	1	-4	-4.0	-4	0
Team	512	1986	3.9	28	15
Opponents	486	1762	3.6	37	9

Receiving	No.	Yds.	Avg.	Lg	TD
Swann	44	710	16.1	68	7
Smith	37	711	19.2	45	9
Harris	30	196	6.5	31	2
Bell	29	748	25.8	72	2
Grossman	23	293	12.7	35	0
Bleier	21	174	8.3	17	1
Cunningham	18	232	12.9	35	2
Thornton	15	131	8.7	29	1
Sweeney	12	282	23.5	34	1
Hawthorne	12	158	13.2	33	0
Stallworth	9	197	21.9	50	1
Team	250	3832	15.3	72	26
Opponents	280	3517	12.6	69	25

Interceptions	No.	Yds.	Avg.	Lg	TD
Shell	7	135	19.3	67	0
Wagner	6	27	4.5	6	0
Blount	4	28	7.0	17	0
Ham	2	16	8.0	15	0
Lambert	2	1	0.5	1	0
Thomas	2	0	0.0	0	0
Cole	1	34	34.0	34	0
Johnson	1	19	19.0	19	0
Woodruff	1	0	0.0	0	0
Team	26	260	10.0	67	0
Opponents	24	225	9.4	36	2

Punting	No.	Yds	Avg	TB	In	Lg	B
Colquitt	61	2483	40.7	5	13	54	0
Bradshaw	5	173	34.6	0	0	44	0
Team	66	2656	40.2	5	13	54	0
Opponents	73	2970	40.7	10	18	61	1

Punt Returns	Ret	FC	Yds	Avg	Lg	TD
Bell	34	6	339	10.0	27	0
Cobb	3	0	19	6.3	13	0
Pollard	1	0	5	5.0	5	0
Smith	7	0	28	4.0	11	0
Team	45	6	391	8.7	27	0
Opponents	34	6	217	6.4	33	0

Kickoff Returns	No.	Yds	Avg	Lg	TD
Anderson	14	379	27.1	63	0
Pollard	22	494	22.5	34	0
Cobb	1	19	19.0	19	0
Hawthorne	9	169	18.8	36	0
Davis	9	160	17.7	24	0
Bell	3	50	16.7	21	0
Thornton	1	15	15.0	15	0
Sweeney	3	42	14.0	25	0
Winston	1	13	13.0	13	0
Blount	1	9	9.0	9	0
Valentine	1	0	0.0	0	0
Team	65	1350	20.8	63	0
Opponents	68	1339	19.7	41	0

Field Goals	1-19	20-29	30-39	40-49	50+
Bahr	2/2	8/9	7/10	2/6	0/1
Team	2/2	8/9	7/10	2/6	0/1
Opponents	0/0	8/9	7/11	3/6	1/3

Passing	Att	Cmp	Yds	Cmp%	TD	Int	Lg	Sack/Lost	Rating
Bradshaw	424	216	3339	51.4	24	22	68	33/245	75.0
Stoudt	60	32	493	53.3	2	2	72	4/19	78.0
Team	484	250	3832	51.7	26	24	72	37/264	75.4
Opponents	532	280	3517	52.6	25	26	69	18/145	68.8

1979 Final Regular-Season Statistics (12-4)

Date	Result	Opponent	Attn.
9/3	W 16-13	at New England	60,978
9/9	W 38-7	Houston	49,792
9/16	W 24-21	at St. Louis	50,416
9/23	W 17-13	Baltimore	49,483
9/30	L 17-14	at Philadelphia	70,352
10/7	W 51-35	at Cleveland	81,260
10/14	L 35-10	at Cincinnati	52,381
10/22	W 42-7	Denver	49,699
10/28	W 14-3	Dallas	50,199
11/4	W 38-7	Washington	49,462
11/11	W 30-3	at Kansas City	70,132
11/18	L 35-7	at San Diego	51,910
11/28	W 33-30	OT Cleveland	48,773
12/2	W 37-17	Cincinnati	46,521
12/10	L 20-17	at Houston	55,923
12/16	W 28-0	Buffalo	48,002

Team Statistics	Pitt.	Opp.
Total First Downs	337	260
Rushing	141	95
Passing	179	135
Penalty	17	30
3rd Down: Made/Att	106/245	76/247
3rd Down Pct.	43.2	30.8
Total Net Yards	6258	4270
Avg. Per Game	391.1	266.9
Total Plays	1080	1035
Avg. Per Play	5.8	4.1
Net Yards Rushing	2603	1709
Avg. Per Game	162.7	106.8
Total Rushes	561	506
Net Yards Passing	3655	2561
Avg. Per Game	228.4	160.1
Sacked/Yards Lost	27/222	49/351
Gross Yards	3877	2912
Att./Completions	492/272	480/226
Completion Pct.	55.3	47.1
Had Intercepted	26	27
Punts/Average	68/40.2	100/40.0
Penalties/Yards	108/866	95/744
Fumbles/Ball Lost	47/26	32/15
Touchdowns	52	31
Rushing	25	9
Passing	26	19
Returns	1	3

Score by Periods	Q1	Q2	Q3	Q4	OT	PTS
Team	89	114	62	145	6	416
Opponents	57	104	53	48	0	262

Scoring	TD	R	P	Rt	Pat	FG	S	Pts.
Bahr	0	0	0	0	50/52	18/30	0	104
Harris	12	11	1	0			0	72
Thornton	10	6	4	0			0	60
Stallworth	8	0	8	0			0	48
Swann	6	1	5	0			0	36
Cunningham	4	0	4	0			0	24
Bleier	4	4	0	0			0	24
Smith	2	0	2	0			0	12
Hawthorne	1	1	0	0			0	6
Winn	1	0	0	1			0	6
A. Anderson	1	1	0	0			0	6
Grossman	1	0	0	1			0	6
Moser	1	1	0	0			0	6
Brown	1	0	1	0			0	6
Team	52	25	26	1	50/52	18/30	0	416
Opponents	31	9	19	3	28/31	15/26	0	262

Sacks: Greenwood 7.0, Furness 7.0, Banaszak 5.5, Ham 5.0, Dunn 5.0, Greene 5.0, Shell 4.0, Lambert 3.5, Cole 2.5, Beasley 1.0, Winston 1.0, Toews 1.0, White 1.0, Valentine 0.5, Team 49.0, Opponents 27.0

Rushing	No.	Yds	Avg	Lg	TD
Harris	267	1186	4.4	71	11
Thornton	118	585	5.0	75	6
Bleier	92	434	4.7	70	4
Hawthorne	28	123	4.4	19	1
A. Anderson	18	118	6.6	31	1
Bradshaw	21	83	4.0	28	0
Moser	11	33	3.0	8	1
Kruczek	4	20	5.0	22	0
Smith	1	12	12.0	12	0
Swann	1	9	9.0	9	1
Team	561	2603	4.6	75	25
Opponents	506	1709	3.4	34	9

Receiving	No.	Yds.	Avg.	Lg	TD
Stallworth	70	1183	16.9	65	8
Swann	41	808	19.7	65	5
Cunningham	36	512	14.2	41	4
Harris	36	291	8.1	21	1
Bleier	31	277	8.9	28	0
Smith	17	243	14.3	25	2
Thornton	16	231	14.4	32	4
Grossman	12	217	18.1	54	1
Hawthorne	8	47	5.9	17	0
Bell	3	61	20.3	31	0
Moser	1	6	6.0	6	0
Brown	1	1	1.0	1	1
Team	272	3877	14.3	65	26
Opponents	226	2912	12.9	64	19

Interceptions	No.	Yds.	Avg.	Lg	TD
Lambert	6	29	4.8	23	0
Shell	5	10	2.0	8	0
Wagner	4	31	7.8	19	0
Winston	3	48	16.0	41	1
Blount	3	1	0.3	1	0
Ham	2	8	4.0	6	0
Woodruff	1	31	31.0	31	0
Johnson	1	20	20.0	20	0
L. Anderson	1	19	19.0	19	0
Banaszak	1	3	3.0	3	0
Team	27	200	7.4	41	1
Opponents	26	401	15.4	77	1

Punting	No.	Yds	Avg	TB	In	Lg	B
Colquitt	68	2733	40.2	6	19	61	0
Team	68	2733	40.2	6	19	61	0
Opponents	100	3995	40.0	6	23	59	0

Punt Returns	Ret	FC	Yds	Avg	Lg	TD
Smith	16	1	146	9.1	38	0
Bell	45	7	378	8.4	27	0
Woodruff	1	0	0	0.0	0	0
Swann	1	3	-1	-1.0	-1	0
Team	63	11	523	8.3	38	0
Opponents	31	10	276	8.9	68	0

Kickoff Returns	No.	Yds	Avg	Lg	TD
Hawthorne	2	46	23.0	23	0
L. Anderson	34	732	21.5	44	0
A. Anderson	13	200	15.4	26	0
Moser	1	6	6.0	6	0
Cole	1	3	3.0	3	0
Team	51	987	19.4	44	0
Opponents	81	1668	20.6	38	0

Field Goals	1-19	20-29	30-39	40-49	50+
Bahr	0/0	6/8	6/11	6/12	0/1
Team	0/0	6/8	6/11	6/12	0/1

Passing	Att	Cmp	Yds	Cmp%	TD	Int	Lg	Sack/Lost	Rating
Bradshaw	472	259	3724	54.9	26	25	65	24/196	77.0
Kruczek	20	13	153	65.0	0	1	31	3/26	67.3
Team	492	272	3877	55.3	26	26	65	27/222	76.6
Opponents	480	226	2912	47.1	19	27	64	49/351	56.4

1978 Final Regular-Season Statistics (14-2)

Date	Result	Opponent	Att.
9/3	W 28-17	at Buffalo	64,147
9/10	W 21-10	Seattle	48,277
9/17	W 28-3	at Cincinnati	50,260
9/24	W 15-9	Cleveland	49,513
10/1	W 28-17	at N.Y. Jets	52,058
10/8	W 31-7	Atlanta	48,202
10/15	W 34-14	at Cleveland	81,302
10/23	L 24-17	Houston	48,021
10/29	W 27-24	Kansas City	48,185
11/5	W 20-14	New Orleans	48,525
11/12	L 10-7	at Los Angeles	63,089
11/19	W 7-6	Cincinnati	47,578
11/27	W 24-7	at San Francisco	51,657
12/3	W 13-3	at Houston	54,267
12/9	W 35-13	Baltimore	41,957
12/16	W 21-17	at Denver	74,104

Team Statistics	Pitt.	Opp.
Total First Downs	316	264
Rushing	133	105
Passing	149	119
Penalty	34	40
3rd Down; Made/Att	112/233	90/231
3rd Down Pct.	48.1	39.0
Total Net Yards	4987	4168
Avg. Per Game	311.7	260.5
Total Plays	1046	999
Avg. Per Play	4.8	4.2
Net Yards Rushing	2297	1774
Avg. Per Game	143.6	110.6
Total Rushes	641	513
Net Yards Passing	2690	2394
Avg. Per Game	168.1	149.6
Sacked/Yards Lost	25/271	44/361
Gross Yards	2961	2755
Att./Completions	380/212	442/221
Completion Pct.	55.8	50.0
Had Intercepted	22	27
Punts/Average	66/40.0	82/39.4
Penalties/Yards	108/943	106/954
Fumbles/Ball Lost	35/17	33/21
Touchdowns	46	22
Rushing	16	11
Passing	28	10
Returns	2	1

Score by Periods	Q1	Q2	Q3	Q4	OT	PTS
Team	63	135	76	79	6	356
Opponents	6	63	57	62	0	195

Scoring	TD	R	P	Rt	Pat	FG	S	Pts.
Gerela	0	0	0	0	44/45	12/26	0	60
Swann	11	0	11	0			0	66
Stallworth	9	0	9	0		0	54	
Harris	8	8	0	0		0	48	
Bleier	6	5	1	0		0	36	
Thornton	3	2	1	0		0	18	
Cunningham	2	0	2	0		0	12	
Smith	2	0	2	0		0	12	
Bradshaw	1	0	0	0		0	6	
Bell	1	0	1	0		0	6	
L. Anderson	1	0	0	1		0	6	
Shell	1	0	0	1		0	6	
Grossman	1	0	1	0		0	6	
Team	46	16	28	2	44/45	12/26	0	356
Opponents	22	11	10	1	21/22	14/26	0	195

Rushing	No.	Yds	Avg	Lg	TD
Harris	310	1082	3.5	37	8
Bleier	165	633	3.8	24	5
Thornton	71	264	3.7	27	2
Moser	42	153	3.6	15	0
Bradshaw	32	93	2.9	17	1
Deloplaine	11	49	4.5	19	0
Maxson	4	9	2.3	7	0
Swann	1	7	7.0	7	0
Kruczek	5	7	1.4	8	0
Team	641	2297	3.6	37	16
Opponents	513	1774	3.5	30	11

Receiving	No.	Yds.	Avg.	Lg	TD
Swann	61	880	14.1	62	11
Stallworth	41	798	19.5	70	9
Grossman	37	448	12.1	26	1
Harris	22	144	6.5	15	0
Bleier	17	168	9.9	32	1
Cunningham	16	321	20.1	48	2
Smith	6	83	13.8	29	2
Bell	6	53	8.8	15	1
Thornton	5	66	13.2	24	1
Moser	1	-1	-1.0	-1	0
Bradshaw	0	1	-	1	0
Team	212	2961	14.0	70	28
Opponents	221	2755	12.5	49	10

Interceptions	No.	Yds.	Avg.	Lg	TD
Dungy	6	95	15.8	65	0
Blount	4	55	13.8	35	0
Lambert	4	41	10.3	24	0
Johnson	4	24	6.0	21	0
Shell	3	21	7.0	20	0
Ham	3	7	2.3	7	0
Wagner	2	34	17.0	20	0
Toews	1	12	12.0	12	0
Team	27	289	10.7	65	0
Opponents	22	212	9.6	31	0

Punting	No.	Yds	Avg	TB	In	Lg	B
Colquitt	66	2642	40.0	4	1	58	0
Team	66	2642	40.0	4	1	58	0
Opponents	82	3228	39.4	6	19	60	1

Punt Returns	Ret	FC	Yds	Avg	Lg	TD
Terry	7	0	80	11.4	24	0
Reutershan	20	0	148	7.4	18	0
Bell	21	2	152	7.2	18	0
Smith	9	0	65	7.2	13	0
Shell	1	0	6	6.0	6	0
Team	58	2	451	7.8	24	0
Opponents	36	9	239	6.3	42	0

Kickoff Returns	No.	Yds	Avg	Lg	TD
Thornton	1	37	37.0	37	0
L. Anderson	37	930	25.1	95	1
Deloplaine	1	19	19.0	19	0
Maxson	2	33	16.5	21	0
Smith	1	16	16.0	16	0
Moser	1	8	8.0	8	0
Mullins	1	0	0.0	0	0
Team	44	1043	23.7	95	1
Opponents	60	1336	22.3	40	0

Passing	Att	Cmp	Yds	Cmp%	TD	Int	Lg	Sack/Lost	Rating
Bradshaw	368	207	2915	56.3	28	20	70	21/222	84.8
Kruczek	11	5	46	45.5	0	2	21	4/49	-
Harris	1	0	0	0.0	0	0	0	0/0	-
Team	380	212	2961	55.8	28	22	70	25/271	81.6
Opponents	442	221	2755	50.0	10	27	49	44/361	52.0



1977 Final Regular-Season Statistics (9-5)

Date	Result	Opponent	Attn.
9/19	W 27-0	San Francisco	48,046
9/25	L 16-7	Oakland	50,398
10/2	W 28-14	at Cleveland	80,588
10/9	L 27-10	at Houston	49,226
10/17	W 20-14	Cincinnati	47,950
10/23	W 27-10	Houston	48,517
10/30	L 31-21	at Baltimore	80,225
11/6	L 21-7	at Denver	74,967
11/13	W 35-31	Cleveland	47,055
11/20	W 28-13	Dallas	49,761
11/27	W 23-20	at N.Y. Jets	47,385
12/4	W 30-20	Seattle	45,429
12/10	L 17-10	at Cincinnati	36,133
12/18	W 10-9	at San Diego	50,727

Team Statistics	Pitt.	Opp.
Total First Downs	266	228
Rushing	122	80
Passing	124	112
Penalty	20	36
3rd Down: Made/Att	65/201	64/188
3rd Down Pct.	32.3	34.0
Total Net Yards	4645	3692
Avg. Per Game	331.8	263.7
Total Plays	949	882
Avg. Per Play	4.9	4.2
Net Yards Rushing	2258	1723
Avg. Per Game	161.3	123.1
Total Rushes	581	493
Net Yards Passing	2387	1969
Avg. Per Game	170.5	140.6
Sacked/Yards Lost	27/245	32/285
Gross Yards	2632	2254
Att./Completions	341/173	357/157
Completion Pct.	50.7	44.0
Had Intercepted	21	31
Punts/Average	73/36.3	79/40.3
Penalties/Yards	122/973	82/784
Fumbles/Ball Lost	41/28	28/13
Touchdowns	37	29
Rushing	20	9
Passing	17	16
Returns	0	4

Score by Periods	O1	Q2	Q3	Q4	OT PTS
Team	30	109	47	97	0 283
Opponents	59	71	44	69	0 243

Scoring	TD	R	P	Rt	Pat	FG	S	Pts.
Harris	11	11	0	0		0	66	
Gorela	0	0	0	0	34/37	9/14	0	61
Stallworth	7	0	7	0		0	42	
Swann	7	0	7	0		0	42	
Bleier	4	4	0	0		0	24	
Bradshaw	3	3	0	0		0	18	
Cunningham	2	0	2	0		0	12	
Thornton	2	2	0	1		0	12	
Lewis	1	0	1	0		0	6	
Team	37	20	17	0	34/37	9/14	0	283
Opponents	29	9	16	4	27/29	14/21	0	243

Sacks: Furness 8.5, White 6.5, Holmes 4.5, Greene 4.0, Greenwood 2.5, Banaszak 2.5, Cole 1.5, Ham 1.0, Toews 1.0, **Team 32.0**, **Opponents 27.0**

Rushing	No.	Yds	Avg	Lg	TD
Harris	300	1162	3.9	611	11
Bleier	135	465	3.4	16	4
Harrison	36	175	4.9	33	0
Bradshaw	31	171	5.5	26	3
Thornton	27	103	3.8	18	2
Maxson	18	56	3.1	8	0
L. Smith	14	55	3.9	16	0
Stallworth	6	47	7.8	15	0
Swann	2	6	3.0	14	0
Dungy	3	8	2.7	6	0
Delopaine	2	7	3.5	5	0
Graff	5	3	0.6	4	0
Kruzeck	1	0	0.0	0	0
Walden	1	0	0.0	0	0
Team	581	2258	3.9	611	20
Opponents	493	1723	3.5	39	9

Receiving	No.	Yds.	Avg.	Lg	TD
Swann	50	789	15.8	47	7
Stallworth	44	784	17.8	491	7
Cunningham	20	347	17.4	431	2
Bleier	18	161	8.9	30	0
Lewis	11	263	23.9	651	1
Harris	11	62	5.6	15	0
Maxson	5	70	14.0	34	0
Grossman	5	57	11.4	20	0
J. Smith	4	80	20.0	26	0
Harrison	3	11	3.7	7	0
Thornton	1	5	5.0	5	0
Pough	1	3	3.0	3	0
Team	173	2632	15.2	651	17
Opponents	157	2254	14.4	651	16

Interceptions	No.	Yds.	Avg.	Lg	TD
Blount	6	65	10.8	37	0
Allen	5	76	15.2	48	0
Ham	4	17	4.3	9	0
Edwards	3	116	38.7	51	0
Dungy	3	37	12.3	29	0
Shel	3	14	4.7	8	0
White	2	27	13.5	19	0
Thomas	2	10	5.0	12	0
Winston	2	7	3.5	7	0
Lambert	1	5	5.0	5	0
Team	31	374	12.1	51	0
Opponents	21	299	14.2	471	1

Punting	No.	Yds	Avg	TB	In	Lg	B
Walden	67	2482	37.0	5	13	65	0
Engles	5	169	33.8	0	1	48	0
Team	73	2651	36.3	5	14	65	0
Opponents	79	3180	40.3	7	15	63	0

Punt Returns	Ret	FC	Yds	Avg	Lg	TD
Swann	9	0	88	9.8	31	0
J. Smith	36	0	294	8.2	30	0
Delopaine	1	0	7	7.0	7	0
Team	46	0	389	8.5	31	0
Opponents	34	11	380	11.2	871	1

Kickoff Returns	No.	Yds	Avg	Lg	TD
Maxson	5	120	24.0	43	0
J. Smith	16	381	23.8	37	0
L. Smith	16	365	22.6	33	0
Delopaine	1	18	18.0	18	0
Pough	7	106	15.1	22	0
Team	45	990	22.0	43	0
Opponents	48	1080	22.5	48	0

Passing	Att	Cmp	Yds	Cmp%	TD	Int	Lg	Sack/Lost	Rating
Bradshaw	314	162	2523	51.6	17	19	651	26/235	71.2
Graff	12	6	47	50.0	0	0	21	1/10	20.5
Dungy	8	3	43	37.5	0	2	18	0/0	-
Kruczek	7	2	19	28.6	0	0	13	0/0	-
Team	341	173	2632	50.7	17	21	651	27/245	67.3
Opponents	357	157	2254	43.9	16	31	651	32/285	43.7



1976 Final Regular-Season Statistics (10-4)

Date	Result	Opponent	Attn.
9/12	L 31-28	at Oakland	51,371
9/19	W 31-14	Cleveland	49,169
9/26	L 30-27	New England	47,379
10/4	L 17-6	at Minnesota	47,809
10/10	L 18-16	at Cleveland	76,411
10/17	W 23-6	Cincinnati	48,311
10/24	W 27-0	at N.Y. Giants	69,783
10/31	W 23-0	San Diego	45,484
11/7	W 45-0	at Kansas City	71,516
11/14	W 14-3	Miami	48,945
11/21	W 32-16	Houston	47,947
11/28	W 7-3	at Cincinnati	55,142
12/5	W 42-0	Tampa Bay	43,385
12/11	W 21-0	at Houston	44,743

Team Statistics	Pitt.	Opp.
Total First Downs	271	182
Rushing	163	68
Passing	94	96
Penalty	14	17
3rd Down: Made/Att	81/208	61/210
3rd Down Pct.	38.9	29.0
Total Net Yards	4637	3322
Avg. Per Game	331.2	237.3
Total Plays	957	866
Avg. Per Play	4.8	3.8
Net Yards Rushing	2971	1457
Avg. Per Game	212.2	104.1
Total Rushes	653	452
Net Yards Passing	1666	1865
Avg. Per Game	119.0	133.2
Sacked/Yards Lost	27/269	41/313
Gross Yards	1935	2178
Att./Completions	277/143	373/158
Completion Pct.	51.6	42.4
Had Intercepted	12	22
Punts/Average	76/39.2	94/37.4
Penalties/Yards	111/836	80/637
Fumbles/Ball Lost	40/19	42/24
Touchdowns	43	14
Rushing	33	5
Passing	10	9
Returns	0	0

Score by Periods	Q1	Q2	Q3	Q4	OT	PTS
Team	37	57	69	116	0	279
Opponents	15	44	36	43	0	138

Scoring	TD	R	P	Rt	Pat	FG	S	Pts.
Harris	14	14	0	0		0	84	
Gersla	0	0	0	0	40/43	14/26	0	82
Bleier	5	5	0	0		0	30	
Harrison	4	4	0	0		0	24	
Stallworth	3	1	2	0		0	18	
Bradshaw	3	3	0	0		0	18	
Swann	3	0	3	0		0	18	
Lewis	2	1	1	0		0	12	
Deloplane	2	2	0	0		0	12	
Kruczek	2	2	0	0		0	12	
Bell	1	0	1	0		0	6	
Grossman	1	0	1	0		0	6	
Cunningham	1	0	1	0		0	6	
Pough	1	0	1	0		0	6	
Fuqua	1	1	0	0		0	6	
Toews	0	0	0	0		1	2	
Team	43	33	10	0	14/26	40/43	1	279
Opponents	14	5	9	0	14/24	13/14	0	138

Sacks: Greene 6.0, Ham 4.5, Greenwood 4.5, Holmes 4.0, Lamberti 3.5, White 3.0, Russell 3.0, Banaszak 3.0, Toews 2.5, Furness 2.5, Wagner 2.0, Shell 1.5, Allen 0.5, Edwards 0.5
Team 41.0, Opponents 27.0

Rushing	No.	Yds	Avg	Lg	TD
Harris	289	1128	3.9	30	14
Bleier	220	1036	4.7	28	5
Harrison	54	235	4.4	27	4
Bradshaw	31	219	7.1	17	3
Kruczek	18	106	5.9	22	2
Deloplane	17	91	5.4	19	2
Fuqua	15	63	4.2	12	1
Lewis	2	24	12.0	16	1
Pough	2	8	4.0	6	0
Walden	3	7	2.3	7	0
Bell	1	5	5.0	5	0
Swann	1	2	2.0	2	0
Stallworth	0	47	47.0	47	1
Team	653	2971	4.5	47	33
Opponents	452	1457	3.2	30	5

Receiving	No.	Yds.	Avg.	Lg	TD
Swann	28	516	18.4	47	3
Bleier	24	294	12.3	32	0
Harris	23	151	6.6	39	0
Lewis	17	306	18.0	64	1
Grossman	15	181	12.1	35	1
Stallworth	9	111	12.3	25	2
Pough	8	161	20.1	50	1
Brown	7	97	13.9	35	0
Cunningham	5	49	9.8	20	1
Bell	3	43	14.3	19	1
Harrison	2	19	9.5	10	0
Fuqua	1	4	4.0	4	0
Deloplane	1	3	3.0	3	0
Team	143	1935	13.5	64	10
Opponents	158	2178	13.8	69	9

Interceptions	No.	Yds.	Avg.	Lg	TD
Edwards	6	95	15.8	55	0
Blount	6	75	12.5	28	0
Thomas	2	43	21.5	38	0
Lambert	2	32	16.0	22	0
Ham	2	13	6.5	13	0
Wagner	2	0	0.0	0	0
Shell	1	4	4.0	4	0
Russell	1	0	0.0	0	0
Team	22	262	11.9	55	0
Opponents	12	106	8.8	30	0

Punting	No.	Yds	Avg	TB	In	Lg	B
Walden	76	2982	39.2	13	33	58	1
Team	76	2982	39.2	13	33	58	1
Opponents	94	3513	37.4	4	11	63	1

Punt Returns	Ret	FC	Yds	Avg	Lg	TD
Boil	39	2	390	10.0	35	0
Deloplane	17	0	150	8.8	36	0
Edwards	1	0	8	8.0	8	0
Fuqua	11	0	77	7.0	13	0
Swann	3	0	11	3.8	7	0
Team	71	2	636	9.0	36	0
Opponents	36	0	206	5.7	32	0

Kickoff Returns	No.	Yds	Avg	Lg	TD
Harrison	1	26	26.0	26	0
Deloplane	17	385	22.6	39	0
Pough	18	369	20.5	29	0
Fuqua	4	75	18.8	26	0
Clack	1	0	0.0	0	0
Team	41	855	20.9	39	0
Opponents	61	1284	21.0	47	0

Passing	Att	Cmp	Yds	Cmp%	TD	Int	Lg	Sack/Lost	Rating
Bradshaw	192	92	1177	47.9	10	9	50	16/164	65.3
Kruczek	85	51	758	60.0	0	3	64	11/105	74.7
Team	277	143	1935	51.6	10	12	64	27/269	68.2
Opponents	373	158	2178	42.4	9	22	69	41/313	45.2



1975 Final Regular-Season Statistics (12-2)

Date	Result	Opponent	Attn.
9/21	W 37-0	at San Diego	37,987
9/28	L 30-21	Buffalo	49,348
10/5	W 42-6	at Cleveland	73,595
10/12	W 20-9	Denver	49,164
10/19	W 34-3	Chicago	47,579
10/26	W 16-13	at Green Bay	52,815
11/2	W 30-24	at Cincinnati	56,418
11/9	W 24-17	Houston	49,460
11/16	W 28-3	Kansas City	48,803
11/24	W 32-9	at Houston	49,947
11/30	W 20-7	at N.Y. Jets	52,618
12/7	W 31-17	Cleveland	47,962
12/13	W 35-14	Cincinnati	48,889
12/20	L 10-3	at Los Angeles	69,389

Team Statistics	Pitt.	Opp.
Total First Downs	288	214
Rushing	149	91
Passing	125	97
Penalty	14	26
3rd Down: Made/Att	92/205	79/216
3rd Down Pct.	44.9	36.6
Total Net Yards	4887	3561
Avg. Per Game	349.1	261.5
Total Plays	949	870
Avg. Per Play	5.1	4.2
Net Yards Rushing	2633	1825
Avg. Per Game	188.1	130.4
Total Rushes	581	431
Net Yards Passing	2254	1836
Avg. Per Game	161.0	131.1
Sacked/Yards Lost	31/290	43/358
Gross Yards	2544	2194
Att./Completions	337/191	396/183
Completion Pct.	56.7	46.2
Had Intercepted	27	12
Punts/Average	69/39.4	90/40.1
Penalties/Yards	89/756	85/700
Fumbles/Ball Lost	34/23	22/10
Touchdowns	46	19
Rushing	22	8
Passing	21	9
Returns	3	2

Score by Periods	Q1	Q2	Q3	Q4	OT	PTS
Team	63	116	81	111	0	373
Opponents	9	62	23	68	0	162

Scoring	TD	R	P	Rt	Pat	FG	S	Pts.
Gereia	0	0	0	0	44/46	17/21	0	95
Swann	11	0	11	0			0	66
Harris	11	10	1	0			0	66
Collier	4	3	0	1			0	24
Stallworth	4	0	4	0			0	24
Harrison	3	3	0	0			0	18
Bradshaw	3	3	0	0			0	18
Bleier	2	2	0	0			0	12
Lewis	2	0	2	0			0	12
Mullins	1	0	0	1			0	6
Grossman	1	0	1	0			0	6
Garrett	1	0	1	0			0	6
L. Brown	1	0	1	0			0	6
Fuqua	1	1	0	0			0	6
Thomas	1	0	0	1			0	6
White	0	0	0	0			1	2
Team	46	22	21	3	44/46	17/21	1	373
Opponents	19	8	9	2	15/19	11/18	0	162

Sacks: Holmes 8.5, White 7.5, Furness 6.5, Greenwood 6.0, Greene 3.0, Ham 3.0, Russell 3.0, Toews 2.5, Banaszak 2.0, Lambert 1.0, Team 43.0, Opponents 31.0

Rushing	No.	Yds	Avg	Lg	TD
Harris	262	1246	4.8	36	10
Bleier	140	528	3.8	17	2
Fuqua	74	285	3.9	18	1
Bradshaw	35	210	6.0	27	3
Harrison	43	191	4.4	17	3
Collier	21	124	5.9	23	3
Lewis	2	36	18.0	24	0
Swann	3	13	4.3	11	0
Hanratty	1	0	0.0	0	0
Team	581	2633	4.5	36	22
Opponents	431	1825	4.2	88	8

Receiving	No.	Yds.	Avg.	Lg	TD
Swann	49	781	15.9	43	11
Harris	28	214	7.6	44	1
Stallworth	20	423	21.2	59	4
Fuqua	18	146	8.1	21	0
Lewis	17	308	18.1	40	2
L. Brown	16	244	15.3	27	1
Bleier	15	65	4.3	13	0
Garrett	13	178	13.7	45	1
Grossman	11	135	12.3	21	1
Shell	2	39	19.5	20	0
Collier	1	7	7.0	7	0
Harrison	1	4	4.0	4	0
Team	191	2544	13.3	59	21
Opponents	183	2194	12.0	59	9

Interceptions	No.	Yds.	Avg.	Lg	TD
Blount	11	121	11.0	47	0
Wagner	4	122	30.5	65	0
Edwards	3	68	22.7	47	0
Thomas	3	44	14.7	14	0
Lambert	2	35	17.5	24	0
Allen	2	0	0.0	0	0
Shell	1	29	29.0	29	0
Ham	1	2	2.0	2	0
Team	27	421	15.6	65	0
Opponents	12	47	3.9	25	0

Punting	No.	Yds	Avg	Lg	B
Walden	69	2717	39.4	67	1
Team	69	2717	39.4	67	1
Opponents	90	3612	40.1	68	1

Punt Returns	Ret	FC	Yds	Avg	Lg	TD
Edwards	25	3	267	10.7	25	0
D. Brown	22	9	217	9.9	48	0
Swann	7	1	64	9.1	21	0
Team	54	13	548	10.5	48	0
Opponents	36	3	199	5.5	19	0

Kickoff Returns	No.	Yds	Avg	Lg	TD
Harris	1	27	27.0	27	0
Collier	22	523	23.8	94	1
D. Brown	6	126	21.0	26	0
Blount	8	139	17.4	23	0
Fuqua	1	0	0.0	0	0
Team	38	815	21.4	94	1
Opponents	64	1304	20.4	40	0

Passing	Att	Cmp	Yds	Cmp%	TD	Int	Lg	Sack/Lost	Rating
Bradshaw	286	165	2055	57.7	18	9	59	31/290	88.2
Gilliam	48	24	450	50.0	3	3	53	0/0	77.6
Walden	3	2	39	66.7	0	0	20	0/0	-
Team	337	191	2544	56.7	21	12	59	31/290	86.5
Opponents	396	183	2194	46.2	9	27	51	43/358	43.0



1974 Final Regular-Season Statistics (10-3-1)

Date	Result	Opponent	Attn.
9/15	W 30-0	Baltimore	48,890
9/22	T 35-35	at Denver	51,068
9/29	L 17-0	Oakland	48,304
10/6	W 13-7	at Houston	30,049
10/13	W 34-24	at Kansas City	65,517
10/20	W 20-16	Cleveland	48,100
10/28	W 24-17	Atlanta	48,094
11/3	W 27-0	Philadelphia	47,996
11/10	L 17-10	at Cincinnati	57,532
11/17	W 26-16	at Cleveland	77,739
11/25	W 28-7	at New Orleans	71,907
12/1	L 13-10	Houston	41,195
12/8	W 21-17	at New England	52,107
12/14	W 27-3	Cincinnati	42,878

Team Statistics	Pitt.	Opp.
Total First Downs	251	200
Rushing	136	87
Passing	98	83
Penalty	17	30
3rd Down: Made/Att	89/227	68/208
3rd Down Pct.	39.2	32.7
Total Net Yards	4375	3074
Avg. Per Game	312.5	219.6
Total Plays	950	863
Avg. Per Play	4.6	3.6
Net Yards Rushing	2417	1608
Avg. Per Game	172.6	114.9
Total Rushes	546	472
Net Yards Passing	1958	1466
Avg. Per Game	139.2	104.7
Sacked/Yards Lost	18/196	52/406
Gross Yards	2154	1872
Att./Completions	386/166	339/147
Completion Pct.	43.0	43.4
Had Intercepted	21	25
Punts/Average	78/39.0	91/41.2
Penalties/Yards	104/978	76/575
Fumbles/Ball Lost	33/19	38/22
Touchdowns	35	22
Rushing	19	7
Passing	12	14
Returns	4	1

Score by Periods	Q1	Q2	Q3	Q4	OT	PTS
Team	69	102	78	56	0	305
Opponents	41	74	44	30	0	189

Scoring	TD	R	P	Pat.	FG	S	Pts.
Gazela	0	0	0	0	33/35	20/29	0 33
Harris	6	5	1	0			0 36
Pearson	4	4	0	0			0 24
Lewis	4	0	4	0			0 24
S. Davis	3	2	1	0			0 18
Swann	3	0	2	1			0 18
Fuqua	2	2	0	0			0 12
Bleier	2	2	0	0			0 12
Bradshaw	2	2	0	0			0 12
Gilliam	1	1	0	0			0 6
Edwards	1	0	0	1			0 6
Blount	1	0	0	1			0 6
Shanklin	1	0	1	0			0 6
Thomas	1	0	0	1			0 6
Brown	1	0	1	0			0 6
Stallworth	1	0	1	0			0 6
Mullins	1	0	1	0			0 6
Harrison	1	1	0	0			0 6
Greenwood	0	0	0	0			1 2
Team	35	19	12	4	33/35	20/29	1 305
Opponents	22	7	14	1	21/22	12/17	0 189

Sacks: Holmes 11.5, Greenwood 11.0, Greene 9.0, White 8.5, Russell 5.0, Furness 3.0, Lambert 2.0, Ham 1.0, Kellum 0.5, Towns 0.5, Team 52.0, Opponents 18.0

Rushing	No.	Yds	Avg	Lg	TD
Harris	208	1006	4.8	54	5
Bleier	88	373	4.2	18	2
Pearson	70	317	4.5	53	4
S. Davis	71	246	3.5	22	2
Bradshaw	34	224	6.6	34	2
Fuqua	50	156	3.2	14	2
Gilliam	14	41	2.9	13	1
Harrison	6	30	5.0	15	1
Lewis	2	25	12.5	22	0
Swann	1	14	14.0	14	0
Hanratty	1	-6	-6.0	-6	0
Stallworth	1	-9	-9.0	-9	0
Team	546	2417	4.4	54	19
Opponents	472	1608	3.4	47	7

Receiving	No.	Yds.	Avg.	Lg	TD
Lewis	30	365	12.2	31	4
Harris	23	200	8.7	31	1
Shanklin	19	324	17.1	35	1
Brown	17	190	11.2	35	1
Stallworth	16	289	18.8	56	1
Grossman	13	164	12.6	32	0
Swann	11	208	19.9	54	2
S. Davis	11	152	13.8	61	1
Pearson	11	118	10.7	31	0
Bleier	7	87	12.3	24	0
Fuqua	6	68	11.3	18	0
Mullins	1	7	7.0	7	1
Harrison	1	2	2.0	2	0
Team	166	2154	13.0	61	12
Opponents	147	1872	12.7	52	14

Interceptions	No.	Yds.	Avg.	Lg	TD
Edwards	5	153	30.6	59	1
Thomas	5	22	4.4	14	0
Ham	5	13	2.6	10	0
Blount	2	74	37.0	52	1
Lambert	2	19	19.0	19	0
Wagner	2	13	6.5	9	0
Greene	1	26	26.0	26	0
Kellum	1	0	0.0	0	0
Russell	1	0	0.0	0	0
Shell	1	0	0.0	0	0
Team	25	320	12.8	59	2
Opponents	21	222	10.6	62	1

Punting	No.	Yds	Avg	Lg	B
Walden	78	3040	39.0	65	0
Team	78	3040	39.0	65	0
Opponents	91	3749	41.2	62	0

Punt Returns	Ret.	FC	Yds	Avg	Lg	TD
Swann	41	3	577	14.1	59	1
Edwards	16	0	128	8.0	19	0
Conn	10	0	69	6.9	18	0
Team	67	3	774	11.6	69	1
Opponents	47	4	413	8.8	74	0

Kickoff Returns	No.	Yds	Avg	Lg	TD
Conn	1	34	34.0	34	0
Blount	5	152	30.4	60	0
S. Davis	12	269	22.4	34	0
Bleier	3	67	22.3	35	0
Pearson	12	258	21.5	25	0
Harrison	4	72	18.0	27	0
Edwards	2	31	15.5	19	0
Allen	1	7	7.0	7	0
Swann	2	11	5.5	11	0
Team	42	901	21.5	60	0
Opponents	56	1275	22.8	45	0

Passing	Att	Cmp	Yds	Cmp%	TD	Int	Lg	Sack/Lost	Rating
Gilliam	212	96	1274	45.3	4	8	61	7/79	55.4
Bradshaw	148	67	785	45.3	7	8	56	10/104	55.1
Hanratty	26	3	95	11.5	1	5	35	1/13	15.4
Team	386	166	2154	43.0	12	21	61	18/195	49.0
Opponents	339	147	1872	43.4	14	25	52	52/406	44.1



1973 Final Regular-Season Statistics (10-4)

Date	Result	Opponent	Attn.
9/15	W 24-10	Detroit	48,913
9/23	W 33-6	Cleveland	49,936
9/30	W 36-7	at Houston	39,331
10/7	W 38-21	San Diego	48,795
10/14	L 19-7	at Cincinnati	55,819
10/21	W 26-14	N.Y. Jets	48,682
10/28	W 20-13	Cincinnati	45,761
11/5	W 21-16	Washington	48,969
11/11	W 17-9	at Oakland	47,535
11/18	L 23-13	Denver	48,580
11/25	L 21-16	Cleveland	67,773
12/3	L 30-26	at Miami	68,901
12/9	W 33-7	Houston	38,004
12/15	W 37-14	at San Francisco	52,752

Team Statistics	Pitt.	Opp.
Total First Downs	217	210
Rushing	111	95
Passing	89	91
Penalty	17	24
3rd Down: Made/Att	84/223	69/207
3rd Down Pct.	37.7	33.3
Total Net Yards	4070	3324
Avg. Per Game	290.7	237.4
Total Plays	894	880
Avg. Per Play	4.6	3.8
Net Yards Rushing	2143	1652
Avg. Per Game	153.1	118.0
Total Rushes	555	488
Net Yards Passing	1927	1672
Avg. Per Game	137.6	119.4
Sacked/Yards Lost	30/230	33/251
Gross Yards	2157	1923
Att./Completions	309/140	359/164
Completion Pct.	45.3	45.7
Had Intercepted	26	37
Punts/Average	62/41.1	75/42.4
Penalties/Yards	84/817	86/757
Fumbles/Ball Lost	36/14	41/18
Touchdowns	37	22
Rushing	12	8
Passing	20	11
Returns	5	3

Score by Periods	Q1	Q2	Q3	Q4	OT	PTS
Team	60	93	83	111	0	347
Opponents	56	56	27	71	0	210

Scoring	TD	R	P	Rt	Pat	FG	S	Pts.
Greela	0	0	0	0	36/37	29/43	0	123
Shanklin	10	0	10	0			0	60
P. Pearson	4	2	2	0			0	24
Bradshaw	3	3	0	0			0	18
Harris	3	3	0	0			0	18
B. Pearson	3	0	3	0			0	18
Lewis	3	0	3	0			0	18
S. Davis	3	2	1	0			0	18
Fuqua	2	2	0	0			0	12
McMakin	1	0	1	0			0	6
Edwards	1	0	0	1			0	6
Wagner	1	0	0	1			0	6
Ham	1	0	0	1			0	6
Russell	1	0	0	1			0	6
Rowser	1	0	0	1			0	6
Greene & White							1	2
Team	37	12	20	5	36/37	29/43	1	347
Opponents	22	8	11	3	21/21	19/29	0	210

Sacks: Greenwood 8.5, White 7.5, Holmes 7.0, Greene 4.0, Russell 2.0, Ham 1.0, Furness 1.0, H. Davis 1.0, Keating 1.0, Team 33.0.

Rushing	No.	Yds	Avg	Lg	TD
Harris	188	698	3.7	35	3
P. Pearson	132	554	4.2	47	2
Fuqua	117	457	3.9	25	2
S. Davis	67	266	4.0	27	2
Bradshaw	34	145	4.3	21	3
Gilliam	6	23	3.8	14	0
Shanklin	3	1	0.3	10	0
Bleier	3	0	0.0	1	0
Hanratty	3	0	0.0	0	0
Walden	1	0	0.0	0	0
Lewis	1	-1	-1.0	0	0
Team	555	2143	3.9	47	12
Opponents	488	1652	3.4	50	8

Receiving	No.	Yds.	Avg.	Lg	TD
Shanklin	30	711	23.7	67	10
Lewis	23	408	17.8	53	3
B. Pearson	23	317	13.8	46	3
Fuqua	17	150	8.8	22	0
McMakin	13	195	15.0	44	1
P. Pearson	11	173	15.7	36	2
Harris	10	68	6.9	19	0
S. Davis	7	31	4.4	9	1
Brown	5	88	17.6	45	0
D. Davis	1	14	14.0	14	0
Team	140	2157	15.4	67	20
Opponents	164	1923	11.7	84	11

Interceptions	No.	Yds.	Avg.	Lg	TD
Wagner	8	134	16.8	38	0
Edwards	6	186	31.0	86	1
Rowser	6	131	21.8	71	1
Blount	4	82	20.5	24	0
Russell	3	54	18.0	45	1
Ham	2	30	15.0	27	0
H. Davis	2	23	11.5	15	0
Toews	2	13	6.5	8	0
White	2	10	5.0	8	0
Thomas	1	10	10.0	10	0
Dockery	1	0	0.0	0	0
Team	37	673	18.2	86	3
Opponents	26	512	19.7	55	2

Punting	No.	Yds	Avg	Lg	B
Walden	62	2548	41.1	57	1
Team	62	2548	41.1	57	1
Opponents	75	3182	42.4	60	1

Punt Returns	Ret	FC	Yds	Avg	Lg	TD
Edwards	34	5	376	9.9	44	0
Meyer	18	2	80	4.4	18	0
Bleier	0	2	0	0.0	0	0
Team	52	9	416	8.0	44	0
Opponents	37	8	308	8.3	62	0

Kickoff Returns	No.	Yds	Avg	Lg	TD
S. Davis	15	404	26.9	48	0
Harris	1	23	23.0	23	0
Fuqua	1	22	22.0	22	0
Hanneman	1	20	20.0	20	0
P. Pearson	16	308	19.3	28	0
Bleier	3	47	15.7	20	0
Edwards	1	10	10.0	10	0
Webster	1	9	9.0	9	0
Mansfield	1	0	0.0	0	0
Team	40	843	21.1	48	0
Opponents	59	1357	23.0	46	0

Passing	Att	Cmp	Yds	Cmp%	TD	Int	Lg	Sack/Lost	Rating
Bradshaw	180	89	1183	49.4	10	15	67	24/186	54.7
Hanratty	69	31	643	44.9	8	5	53	3/27	66.6
Gilliam	60	20	331	33.3	2	6	46	3/7	24.3
Team	309	140	2157	45.3	20	26	67	30/230	55.3
Opponents	359	164	1923	45.7	11	37	84	33/251	33.3



1972 Final Regular-Season Statistics (11-3)

Date	Result	Opponent	Attn.
9/17	W 34-28	Oakland	50,141
9/24	L 15-10	at Cincinnati	54,292
10/1	W 25-19	at St. Louis	49,140
10/8	L 17-13	at Dallas	65,582
10/15	W 24-7	Houston	42,929
10/22	W 33-3	New England	46,081
10/29	W 39-21	at Buffalo	45,882
11/5	W 40-17	Cincinnati	50,350
11/12	W 16-7	Kansas City	50,350
11/19	L 26-24	at Cleveland	83,009
11/26	W 23-10	Minnesota	50,348
12/3	W 30-0	Cleveland	50,350
12/10	W 9-3	at Houston	36,528
12/17	W 24-2	at San Diego	52,873

Team Statistics	Pitt.	Opp.
Total First Downs	228	219
Rushing	131	79
Passing	79	116
Penalty	18	24
3rd Down: Made/Att	63/188	66/208
3rd Down Pct.	33.5	31.7
Total Net Yards	4231	3771
Avg. Per Game	302.2	269.4
Total Plays	853	896
Avg. Per Play	5.0	4.2
Net Yards Rushing	2520	1715
Avg. Per Game	180.0	122.5
Total Rushes	497	445
Net Yards Passing	1711	2056
Avg. Per Game	122.2	146.9
Sacked/Yards Lost	32/247	40/337
Gross Yards	1958	2393
Att./Completions	324/156	411/205
Completion Pct.	48.1	50.1
Had Intercepted	12	28
Punts/Average	66/43.6	74/40.3
Penalties/Yards	81/728	77/712
Fumbles/Ball Lost	27/14	37/20
Touchdowns	37	18
Rushing	22	6
Passing	12	9
Returns	3	3

Score by Periods	Q1	Q2	Q3	Q4	OT	PTS
Team	66	103	73	101	0	343
Opponents	28	40	46	61	0	175

Scoring	TD	R	P	Rt	Pat	FG	S	Pts.
Gersla	0	0	0	0	35/36	28/41	0	119
Harris	11	10	1	0	0	0	0	66
Bradshaw	7	7	0	0	0	0	0	42
Lewis	5	0	5	0	0	0	0	30
Fuqua	4	4	0	0	0	0	0	24
Shanklin	3	0	3	0	0	0	0	18
H. Davis	1	0	0	1	0	0	0	6
Blount	1	0	0	1	0	0	0	6
Ham	1	0	0	1	0	0	0	6
L. Brown	1	0	1	0	0	0	0	6
S. Davis	1	1	0	0	0	0	0	6
Mullins	1	0	1	0	0	0	0	6
McMakin	1	0	1	0	0	0	0	6
N/A	0	0	0	0	0	0	1	2
Team	37	22	12	3	35/36	28/41	1	343
Opponents	18	6	9	3	17/16	16/27	1	175

Sacks: Greenie 11.0, White 10.0, Greenwood 4.0, E. Holmes 4.0, McGee 2.0, Anderson 2.0, Ham 2.0, Wagner 2.0, Hammernan 2.0, Russell 1.0, Team 40.0, Opponents 32.0

Rushing	No.	Yds	Avg	Lg	TD
Harris	188	1055	5.6	75t	10
Fuqua	150	665	4.4	47	4
Bradshaw	58	346	6.0	20t	7
Pearson	67	264	3.9	21	0
S. Davis	20	85	4.3	28t	1
Lewis	3	68	22.7	41	0
Bankston	7	20	2.9	11	0
Bleier	1	17	17.0	17	0
McMakin	1	0	0.0	0	0
Gilliam	2	0	0.0	0	0
Team	497	2520	5.1	75t	22
Opponents	444	1719	3.9	94t	6

Receiving	No.	Yds.	Avg.	Lg	TD
Shanklin	38	669	17.9	57t	3
Lewis	27	391	14.5	52	5
McMakin	21	277	13.2	78t	1
Harris	21	180	8.6	29	1
Fuqua	18	152	8.4	28	0
Pearson	11	79	7.2	15	0
Smith	10	96	9.6	25	0
Young	6	86	14.3	33	0
L. Brown	1	13	13.0	13t	1
Bankston	1	5	5.0	5	0
S. Davis	1	5	5.0	5	0
Mullins	1	3	3.0	3	0
Team	156	1958	12.6	78t	12
Opponents	206	2393	11.6	70t	9

Interceptions	No.	Yds.	Avg.	Lg	TD
Ham	7	83	11.8	32t	1
Wagner	6	77	12.9	35	0
Bowser	4	30	7.5	23	0
Blount	3	75	25.0	34	0
Anderson	3	68	22.7	41	0
H. Davis	2	32	16.0	28	0
Beatty	2	16	8.0	16	0
Edwards	1	14	14.0	14	0
Team	28	395	14.1	41	1
Opponents	12	195	16.3	65t	1

Punting	No.	Yds	Avg	Lg	B
Walden	65	2846	43.6	72	2
Gersla	1	29	29.0	29	0
Team	66	2875	43.6	72	2
Opponents	74	2982	40.3	65	1

Punt Returns	Ret	FC	Yds	Avg	Lg	TD
Lewis	5	1	56	11.2	26	0
Edwards	22	19	202	9.2	52	0
Pearson	1	0	3	3.0	3	0
Bleier	2	0	1	0.5	1	0
Team	30	20	262	8.7	52	0
Opponents	37	10	169	4.6	30	0

Kickoff Returns	No.	Yds	Avg	Lg	TD
S. Davis	7	207	29.6	82	0
Harris	8	183	22.9	32	0
Pearson	13	292	22.4	42	0
Bleier	2	40	20.0	20	0
Bankston	1	20	20.0	20	0
Edwards	1	18	18.0	18	0
McMakin	1	0	0.0	0	0
Team	33	760	23.0	82	0
Opponents	54	1190	22.0	47	0

Passing	Att	Cmp	Yds	Cmp%	TD	Int	Lg	Sack/Lost	Rating
Bradshaw	308	147	1897	47.7	12	12	78t	29/237	64.3
Gilliam	11	7	48	63.6	0	0	9	2/6	-
Hanratty	4	2	23	50.0	0	0	14	1/2	-
Walden	1	0	0	0.0	0	0	0	0/0	-
Team	324	156	1958	48.1	12	12	78t	32/247	64.3
Opponents	411	206	2393	50.1	9	28	70t	40/337	47.0



1971 Final Regular-Season Statistics (6-8)

Date	Result	Opponent	Attn.
9/19	L 17-15	at Chicago	55,049
9/26	W 21-10	Cincinnati	48,448
10/3	W 21-17	San Diego	44,339
10/10	L 27-17	at Cleveland	83,391
10/18	L 38-16	at Kansas City	49,533
10/24	W 23-16	Houston	45,872
10/31	L 34-21	at Baltimore	60,238
11/7	W 26-9	Cleveland	50,202
11/14	L 24-21	at Miami	66,435
11/21	W 17-13	N.Y. Giants	50,008
11/28	L 22-10	Denver	39,710
12/5	L 29-3	at Houston	37,778
12/12	W 21-13	at Cincinnati	60,022
12/17	L 23-14	Los Angeles	45,233

Team Statistics	Pitt.	Opp.
Total First Downs	226	225
Rushing	98	81
Passing	111	132
Penalty	17	12
Total Net Yards	3882	4248
Avg. Per Game	277.3	303.4
Total Plays	867	881
Avg. Per Play	4.5	4.8
Net Yards Rushing	1758	1482
Avg. Per Game	125.6	105.9
Total Rushes	416	440
Net Yards Passing	2124	2766
Avg. Per Game	151.7	197.6
Sacked/Yards Lost	37/322	33/294
Gross Yards	2446	3060
Att./Completions	414/214	408/235
Completion Pct.	51.7	57.6
Had Intercepted	26	17
Yards/Average	79/43.9	77/41.5
Penalties/Yards	88/898	81/784
Fumbles/Ball Lost	37/21	27/9
Touchdowns	28	32
Rushing	10	13
Passing	15	16
Returns	3	3

Score by Periods	Q1	Q2	Q3	Q4	OT	PTS
Team	53	60	57	76	0	246
Opponents	69	117	42	64	0	292

Scoring	TD	R	P	Flt	Pat	FG	S	Pts.
Garcia	0	0	0	0	27/27	17/27	0	78
Shanklin	6	0	6	0			0	36
Bradshaw	5	5	0	0			0	30
Smith	5	0	5	0			0	30
Fuqua	5	4	1	0			0	30
Pearson	3	0	2	1			0	18
Staggers	1	0	0	1			0	6
Rowser	1	0	0	1			0	6
Hanratty	1	1	0	0			0	6
L. Brown	1	0	1	0			0	6
Team	28	10	15	3	27/27	17/27	0	246
Opponents	32	13	16	3	30/32	22/35	0	292

Sacks: N/A Team 37.0, Opponents 33.0

Rushing	No.	Yds	Avg	Lg	TD
Fuqua	155	625	4.0	30	4
Pearson	131	605	4.6	27	0
Bankston	70	274	3.9	30	0
Bradshaw	53	247	4.7	39	5
Walden	1	14	14.0	14	0
Staggers	1	5	5.0	5	0
Hanratty	1	3	3.0	3	1
Shanklin	2	1	0.5	2	0
Leahy	1	-6	-6.0	-6	0
Smith	1	-10	-10.0	-10	0
Team	415	1758	4.2	39	10
Opponents	440	1482	3.4	28	13

Receiving	No.	Yds.	Avg.	Lg	TD
Shanklin	49	652	13.3	42	6
Fuqua	49	427	8.7	40	1
Smith	47	663	14.1	49	5
Pearson	20	246	12.3	44	2
Adams	20	160	8.0	21	0
Bankston	17	148	8.7	31	0
Staggers	8	103	12.9	20	0
Lewis	3	44	14.8	22	0
L. Brown	1	3	3.0	3	1
Team	214	2446	11.4	49	15
Opponents	235	3060	13.0	66	16

Interceptions	No.	Yds.	Avg.	Lg	TD
Rowser	4	94	23.5	70	1
Allen	3	45	15.0	29	0
Wagner	2	53	26.5	29	0
Blount	2	16	8.0	16	0
Ham	2	4	2.0	4	0
Calland	2	0	0.0	0	0
Edwards	1	20	20.0	20	0
Anderson	1	14	14.0	14	0
Team	17	246	14.5	70	1
Opponents	26	350	13.5	44	1

Punting	No.	Yds	Avg	Lg	B
Walden	79	3455	43.7	57	0
Team	79	3455	43.7	57	0
Opponents	77	3195	41.5	73	1

Punt Returns	Ret	FC	Yds	Avg	Lg	TD
Staggers	31	14	262	8.5	67	1
Wagner	2	3	2	1.0	2	0
Edwards	1	0	0	0.0	0	0
Fuqua	1	0	0	0.0	0	0
Bleier	0	1	0	0.0	0	0
Team	35	18	264	7.5	67	1
Opponents	45	15	319	7.1	47	1

Kickoff Returns	No.	Yds	Avg	Lg	TD
Pearson	7	205	29.3	77	0
Staggers	10	261	26.1	47	0
Brumfield	12	271	22.6	35	0
Edwards	9	198	22.0	29	0
Bleier	1	21	21.0	21	0
Blount	4	76	19.0	23	0
Bankston	5	76	15.2	23	0
Glack	1	12	12.0	12	0
Team	49	1120	22.9	77	0
Opponents	45	1002	22.3	57	0

Passing	Att	Cmp	Yds	Cmp%	TD	Int	Lg	Sack/Lost	Rating
Bradshaw	373	203	2259	54.4	13	22	49	33/287	59.7
Hanratty	29	7	159	24.1	2	3	40	3/32	33.3
Leahy	11	3	18	27.3	0	1	18	1/3	-
Walden	1	1	10	100.0	0	0	10	0/0	-
Team	414	214	2157	51.7	15	26	49	37/322	52.8
Opponents	408	235	3060	57.6	16	17	86	33/294	66.8

1970 Final Regular-Season Statistics (5-9)

Date	Result	Opponent	Attn.
9/20	L 19-7	Houston	45,538
9/27	L 16-13	at Denver	50,705
10/3	L 15-7	at Cleveland	84,349
10/11	W 23-10	Buffalo	42,140
10/18	W 7-3	at Houston	42,799
10/25	L 31-14	at Oakland	54,423
11/2	W 21-10	Cincinnati	38,363
11/8	W 21-17	N.Y. Jets	50,028
11/15	L 31-14	Kansas City	50,081
11/22	L 34-7	at Cincinnati	59,276
11/29	W 28-9	Cleveland	50,214
12/6	L 20-12	Green Bay	46,418
12/13	L 27-16	at Atlanta	54,126
12/20	L 30-20	at Philadelphia	55,252

Team Statistics	Pitt.	Opp.
Total First Downs	206	225
Rushing	84	91
Passing	97	120
Penalty	25	14
Total Net Yards	3752	3996
Avg. Per Game	268.0	285.4
Total Plays	644	906
Avg. Per Play	4.4	4.4
Net Yards Rushing	1715	1679
Avg. Per Game	122.5	119.9
Total Rushes	432	487
Net Yards Passing	2037	2317
Avg. Per Game	145.5	165.5
Sacked/Yards Lost	28/275	26/238
Gross Yards	2312	2555
Att./Completions	384/150	393/191
Completion Pct.	39.1	48.6
Had Intercepted	32	23
Punts/Average	78/44.2	85/41.9
Penalties/Yards	82/635	76/790
Fumbles/Ball Lost	30/14	29/14
Touchdowns	26	32
Rushing	13	8
Passing	12	21
Returns	1	3

Score by Periods	Q1	Q2	Q3	Q4	OT	PTS
Team	33	76	50	51	0	210
Opponents	63	65	82	62	0	272

Scoring	TD	R	P	Rt	Pat	FG	S	Pts.
Fuqua	9	7	2	0		0	54	
Mingo	0	0	0	0	17/17	5/13	0	32
Shanklin	4	0	4	0		0	24	
Watson	0	0	0	0	7/9	5/10	0	22
Hughes	3	0	3	0		0	18	
Pearson	2	2	0	0		0	12	
Bankston	2	2	0	0		0	12	
Smith	2	0	2	0		0	12	
Hoak	1	1	0	0		0	6	
Bradshaw	1	1	0	0		0	6	
Staggers	1	0	1	0		0	6	
Beatty	1	0	0	1		0	6	
Team	26	13	12	1	24/26	10/28	0	210
Opponents	32	8	21	3	29/32	15/32	3	272

Sacks: N/A Team 28.0, Opponents 26.0

Rushing	No.	Yds	Avg	Lg	TD
Fuqua	138	691	5.0	85	7
Pearson	173	303	2.9	30	2
Bradshaw	32	233	7.3	22	1
Bankston	26	122	4.7	31	2
Hoak	40	115	2.6	13	1
Bryant	3	25	8.3	24	0
Wilburn	5	25	5.0	10	0
Cole	9	8	0.9	6	0
Smith	1	6	6.0	6	0
Hanratty	4	-5	-1.3	0	0
Hughes	1	-8	-8.0	-8	0
Team	432	1715	4.0	85	13
Opponents	487	1679	3.4	N/A	8

Receiving	No.	Yds.	Avg.	Lg	TD
Shanklin	30	691	23.0	81	4
Smith	30	458	15.3	87	2
Hughes	24	332	13.8	72	3
Fuqua	23	289	12.6	57	2
Bryant	8	154	19.3	63	0
Bankston	7	30	4.3	20	0
Staggers	6	118	19.7	31	1
Wilburn	6	77	12.8	15	0
Pearson	6	71	11.8	18	0
Hoak	4	25	6.3	18	0
Adams	3	36	12.0	17	0
Cole	3	31	10.3	20	0
Team	150	2312	15.4	87	12
Opponents	191	2555	13.4	N/A	21

Interceptions	No.	Yds.	Avg.	Lg	TD
Galland	7	38	5.4	21	0
Allen	4	48	12.0	30	0
Russell	3	64	21.3	37	0
Rowser	3	27	9.0	12	0
Beatty	2	49	24.5	30	1
Hillebrand	2	14	7.0	14	0
Austin	1	22	22.0	22	0
Blount	1	4	4.0	4	0
Team	23	266	11.5	37	1
Opponents	32	318	9.9	N/A	1

Punting	No.	Yds	Avg	Lg	B
Walden	75	3393	45.2	66	1
Bradshaw	3	52	17.3	39	0
Team	78	3445	44.2	66	1
Opponents	85	3517	41.9	N/A	1

Punt Returns	Ret	FC	Yds	Avg	Lg	TD
Blount	1	0	52	52.0	52	0
Staggers	13	12	70	5.4	15	0
Bryant	37	7	159	4.3	33	0
Team	51	19	281	5.5	52	0
Opponents	51	N/A	304	6.0	N/A	0

Kickoff Returns	No.	Yds	Avg	Lg	TD
Blount	18	535	29.7	91	0
Pearson	4	114	28.5	35	0
Staggers	14	333	23.8	46	0
Sharp	1	9	9.0	9	0
Wenzel	1	6	6.0	6	0
Galland	1	0	0.0	0	0
Washington	1	0	0.0	0	0
Team	40	997	24.9	91	0
Opponents	49	1068	21.8	N/A	1

Passing	Att	Cmp	Yds	Cmp%	TD	Int	Lg	Sack/Lost	Rating
Bradshaw	218	83	1460	38.1	8	24	87	25/242	31.3
Hanratty	163	64	792	39.3	5	8	72	3/33	44.8
Hoak	2	2	40	100.0	1	0	27	0/0	-
Walden	1	1	20	100.0	0	0	20	0/0	-
Team	384	150	2312	39.1	12	32	87	28/247	35.4
Opponents	393	191	2555	48.6	21	23	N/A	26/238	63.1



1969 Final Regular-Season Statistics (1-13)

Date	Result	Opponent	Attn.
9/21	W 16-13	Detroit	51,360
9/28	L 41-27	at Philadelphia	60,656
10/5	L 27-14	St. Louis	45,011
10/12	L 10-7	at N.Y. Giants	62,987
10/18	L 42-31	at Cleveland	84,078
10/26	L 14-7	Washington	47,557
11/2	L 38-34	Green Bay	46,403
11/9	L 38-7	at Chicago	45,856
11/16	L 24-3	Cleveland	47,670
11/23	L 52-14	at Minnesota	47,202
11/30	L 47-10	at St. Louis	43,721
12/7	L 10-7	Dallas	24,990
12/14	L 21-17	N.Y. Giants	21,069
12/21	L 27-24	at New Orleans	72,256

Team Statistics	Pitt.	Opp.
Total First Downs	210	260
Rushing	81	101
Passing	115	142
Penalty	14	17
Total Net Yards	3626	4401
Avg. Per Game	259.0	314.4
Total Plays	843	898
Avg. Per Play	4.3	4.9
Net Yards Rushing	1542	1732
Avg. Per Game	110.1	123.7
Total Rushes	400	455
Net Yards Passing	2084	2669
Avg. Per Game	148.9	190.6
Sacked/Yards Lost	52/374	33/304
Gross Yards	2458	2973
Att./Completions	391/176	410/227
Completion Pct.	45.0	55.4
Had Intercepted	29	25
Punts/Average	77/42.3	65/40.1
Penalties/Yards	67/659	74/772
Fumbles/Ball Lost	36/16	25/9
Touchdowns	26	50
Rushing	8	17
Passing	17	27
Returns	1	6

Score by Periods	Q1	Q2	Q3	Q4	OT	PTS
Team	57	47	35	79	0	218
Opponents	63	114	85	142	0	404

Scoring	TD	R	P	Rt	Pat	FG	S	Pts.
Mingo	0	0	0	0	26/26	12/26	0	62
Jefferson	9	0	9	0			0	54
Gros	7	4	3	0			0	42
Hoak	3	2	1	0			0	18
Henderson	3	0	8	0			0	18
Bankston	1	1	0	0			0	6
Shiner	1	1	0	0			0	6
Williams	1	0	1	0			0	6
McCall	1	0	0	1			0	6
Team	26	8	17	1	26/26	12/26	0	218
Opponents	50	17	27	6	49/50	17/25	2	404

Sacks: N/A Team 33.0, Opponents 52.0

Rushing	No.	Yds	Avg	Lg	TD
Hoak	151	531	3.5	13	2
Gros	116	343	3.0	16	4
Bankston	62	259	4.2	15	1
Hanratty	10	106	10.6	31	0
McCall	30	98	3.3	14	0
Nix	10	70	7.0	20	0
Shiner	14	55	3.9	18	1
Jefferson	4	48	11.5	22	0
Wilburn	2	29	14.5	35	0
Campbell	1	5	5.0	5	0
Team	400	1542	3.9	35	8
Opponents	455	1732	3.8	N/A	17

Receiving	No.	Yds.	Avg.	Lg	TD
Jefferson	67	1079	16.1	63	9
Wilburn	20	373	18.7	53	0
Hoak	20	190	9.5	26	1
Gros	17	131	7.7	20	3
Hilton	12	231	19.3	34	0
Henderson	12	188	15.7	45	3
Cropper	9	116	12.9	19	0
Adams	6	80	13.3	18	0
Bankston	6	6	1.0	8	0
Williams	3	14	4.7	6	1
McCall	2	2	1.0	5	0
Campbell	1	32	32.0	32	0
Alley	1	16	16.0	16	0
Team	176	2458	14.0	63	17
Opponents	227	2973	13.1	N/A	27

Interceptions	No.	Yds.	Avg.	Lg	TD
Hohn	5	64	12.8	24	0
Martha	5	37	7.4	15	0
Shorter	3	47	15.7	23	0
Slenger	3	36	12.0	19	0
Russell	2	48	24.0	26	0
May	2	4	2.0	2	0
Calland	2	0	0.0	0	0
Hillebrand	1	14	14.0	14	0
Hinton	1	7	7.0	7	0
Woodson	1	0	0.0	0	0
Team	25	257	10.3	26	0
Opponents	29	535	18.4	N/A	3

Punting	No.	Yds	Avg	Lg	B
Walden	77	3254	42.3	61	0
Team	77	3254	42.3	61	0
Opponents	65	2608	40.1	N/A	0

Punt Returns	Ret	FC	Yds	Avg	Lg	TD
Hoak	1	1	9	9.0	9	0
Jefferson	4	2	23	5.8	9	0
Campbell	28	7	133	4.8	23	0
Martha	3	2	0	0.0	0	0
Davis	1	0	0	0.0	0	0
Beatty	0	1	0	0.0	0	0
Team	37	13	165	4.5	23	0
Opponents	41	N/A	396	9.7	N/A	1

Kickoff Returns	No.	Yds	Avg	Lg	TD
McCall	21	532	25.3	101	1
Campbell	26	522	20.1	46	0
Bankston	4	89	22.3	41	0
Jefferson	4	80	20.0	27	0
Woodson	1	18	18.0	18	0
Davis	3	0	0.0	0	0
Koltb	1	0	0.0	0	0
Team	60	1241	21.0	101	1
Opponents	46	962	20.9	N/A	1

Passing	Att	Cmp	Yds	Cmp%	TD	Int	Lg	Sack/Lost	Rating
Shiner	209	97	1422	46.4	7	10	63	24/157	60.3
Hanratty	126	52	716	41.3	8	13	41	20/168	41.7
Nix	53	25	290	47.2	2	6	47	7/39	37.2
Hoak	3	2	30	66.7	0	0	16	1/10	-
Team	391	176	2458	45.0	17	29	63	52/374	49.4
Opponents	410	227	2973	55.4	27	25	N/A	33/304	75.0



2002 Final Postseason Statistics (1-1)

Date	Result	Opponent	Attn.
1/5	W 36-33	Cleveland	62,595
1/11	L 34-31/OT	Tennessee	68,809

Team Statistics	Pitt.	Opp.
Total First Downs	51	50
Rushing	7	12
Passing	36	36
Penalty	8	2
3rd Down: Made/Att	7/24	20/35
3rd Down Pct.	29.2	57.1
4th Down: Made/Att	0/0	1/1
4th Down Pct.	0.0	100.0
Possession Avg.	25:50	35:17
Total Net Yards	756	877
Avg. Per Game	378.0	438.5
Total Plays	134	155
Avg. Per Play	5.6	5.7
Net Yards Rushing	156	137
Avg. Per Game	78.0	68.5
Total Rushes	40	64
Net Yards Passing	600	740
Avg. Per Game	300.0	370.0
Sacked/Yards Lost	4/33	3/27
Gross Yards	633	767
Att./Completions	90/51	88/53
Completion Pct.	56.7	60.2
Had Intercepted	3	3
Punts/Average	12/33.6	11/35.0
Net Punting Avg.	25.3	24.9
Penalties/Yards	10/76	17/167
Fumbles/Ball Lost	1/1	2/2
Touchdowns	8	8
Rushing	2	3
Passing	5	5
Returns	1	0

Score by Periods	Q1	Q2	Q3	Q4	OT	PTS
Team	0	20	14	33	0	67
Opponents	21	10	21	12	3	67

Scoring	TD	R	P	Rt	Pat	FG	S	Pts.
Ward	3	0	3	0			0	18
Reed	0	0	0	0	6/6	3/5	0	15
Tuman	1	0	1	0			0	8
Burress	1	0	1	0			0	8
Zereoue	1	1	0	0			0	6
Furness/Maddox	1	1	0	0			0	6
Randle El	1	0	0	1			0	6
Team	8	2	5	1	6/6	3/5	0	67
Opponents	8	3	5	0	7/7	4/5	0	67

Sacks: Porter 1.0, Farnior 1.0, von Oelhoffen 1.0, Team 3.0, Opponents 4.0

2-Pt. Conversions: Burress, Tuman, Team 2/2; Opponents 0/1

Rushing	No.	Yds	Avg	Lg	TD
Zereoue	27	122	4.5	36	1
Randle El	2	14	7.0	11	0
Maddox	2	7	3.5	8	0
Ward	3	5	1.7	11	0
Bettis	4	4	1.0	4	0
Furness/Maddox	2	4	2.0	31	1
Team	40	156	3.9	36	2
Opponents	64	137	2.1	33	3

Receiving	No.	Yds.	Avg.	Lg	TD
Ward	18	186	10.3	211	3
Randle El	9	138	15.3	30	0
Burress	8	162	20.3	40	1
Mahis	6	80	13.3	22	0
Furness/Maddox	3	25	8.3	10	0
Tuman	3	18	6.0	9	1
Kreider	2	14	7.0	8	0
Zereoue	2	10	5.0	6	0
Team	51	633	12.4	40	5
Opponents	53	767	14.5	83	5

Interceptions	No.	Yds.	Avg.	Lg	TD
Logan	1	14	14.0	14	0
Scott	1	0	0.0	0	0
Townsend	1	0	0.0	0	0
Team	3	14	4.7	14	0
Opponents	3	57	19.0	28	0

Punting	No.	Yds	Avg	Net	TB	In	Lg	TD
Rouen	12	403	33.6	25.3	1	3	40	0
Team	12	403	33.6	25.3	1	3	40	0
Opponents	11	385	35.0	24.9	1	2	42	0

Punt Returns	Ret	FC	Yds	Avg	Lg	TD
Randle El	6	3	91	15.2	66t	1
Team	6	3	91	15.2	66t	1
Opponents	3	5	79	26.3	59	0

Kickoff Returns	No.	Yds	Avg	Lg	TD
Randle El	5	88	17.6	32	0
Potrat	4	55	13.8	20	0
Mays	3	81	27.0	33	0
Team	12	224	18.7	33	0
Opponents	12	191	15.9	38	0

Field Goals	1-19	20-29	30-39	40-49	50+
Reed	0/0	0/0	2/2	1/3	0/0
Team	0/0	0/0	2/2	1/3	0/0
Opponents	0/0	2/2	1/1	1/2	0/0

Reed:
(46WL)(30G,39G,44WL,40G)
Opponents:
(31G,24G)(42G,48WR,26G)

Passing	Att	Cmp	Yds	Cmp%	TD	Int	Lg	Sack/Lost	Rating
Maddox	89	51	633	57.3	5	3	40	4/33	84.2
Randle El	1	0	0	0.0	0	0	0	0/0	39.6
Team	90	51	633	56.7	5	3	40	4/33	83.2
Opponents	88	53	767	60.2	5	3	83	3/27	93.3

2001 Final Postseason Statistics (1-1)

Date	Result	Opponent	Attn.
1/20	W 27-10	Baltimore	63,976
1/27	L 24-17	New England	64,704

Team Statistics	Pitt.	Opp.
Total First Downs	44	22
Rushing	15	4
Passing	22	17
Penalty	7	1
3rd Down: Made/Att	11/30	7/29
3rd Down Pct.	36.7	24.1
4th Down: Made/Att	0/0	1/2
4th Down Pct.	0.0	50.0
Possession Avg.	34:55	25:05
Total Net Yards	603	409
Avg. Per Game	301.5	204.5
Total Plays	140	119
Avg. Per Play	4.3	3.4
Net Yards Rushing	212	89
Avg. Per Game	106.0	44.5
Total Rushes	71	36
Net Yards Passing	391	320
Avg. Per Game	195.5	160.0
Sacked/Yards Lost	5/18	7/50
Gross Yards	409	370
Att./Completions	64/36	76/40
Completion Pct.	56.3	52.6
Had Intercepted	4	3
Punts/Average	12/41.7	15/38.2
Net Punting Avg.	12/25.1	15/30.5
Penalties/Yards	8/75	21/152
Fumbles/Ball Lost	5/1	1/1
Touchdowns	5	4
Rushing	4	0
Passing	1	1
Returns	0	3

Score by Periods	Q1	Q2	Q3	Q4	OT	PTS
Team	10	13	14	7	0	44
Opponents	7	10	14	3	0	34

Scoring	TD	R	P	RI	Pat.	FG	S	Pts.
Zereoue	3	3	0	0			0	18
Brown	0	0	0	0	5/5	3/5	0	14
Bettis	1	1	0	0			0	6
Burress	1	0	1	0			0	6
Team	5	4	1	0	5/5	3/5	0	44
Opponents	4	0	1	3	4/4	2/3	0	34

Sacks: Gildon 3.0, Bell 1.0, Jones 1.0, Porter 1.0, A. Smith 1.0, Team 7.0, Opponents 5.0

2-Pt. Conversions: Team 0/0, Opponents 0/0

Rushing	No.	Yds	Avg	Lg	TD
Zereoue	28	74	2.6	12	3
Stewart	18	71	3.9	34	0
Fumale/McNabb	12	30	2.5	8	0
Edwards	1	23	23.0	23	0
Bettis	9	8	0.9	4	1
Ward	2	4	2.0	6	0
Witman	1	2	2.0	2	0
Team	71	212	3.0	34	4
Opponents	36	89	2.5	19	0

Receiving	No.	Yds.	Avg.	Lg	TD
Burress	10	151	15.1	321	1
Ward	9	101	11.2	24	0
Zereoue	6	63	10.5	19	0
Edwards	3	22	7.3	9	0
Bettis	2	23	11.5	12	0
Shaw	2	23	11.5	14	0
Kreider	2	13	6.5	9	0
Cushing	1	10	10.0	10	0
Tuman	1	3	3.0	3	0
Team	36	409	11.4	321	1
Opponents	40	370	9.3	28	1

Interceptions	No.	Yds.	Avg.	Lg	TD
Alexander	2	32	16.0	32	0
Scott	1	19	19.0	19	0
Team	3	51	17.0	32	0
Opponents	4	48	12.0	19	0

Punting	No.	Yds	Avg	Net	TB	In	Lg	B
Miller	12	500	41.7	25.1	1	4	53	0
Team	12	500	41.7	25.1	1	4	53	0
Opponents	15	573	38.2	30.5	1	2	52	0

Punt Returns	Ret	FC	Yds	Avg	Lg	TD
Edwards	7	0	94	13.4	35	0
Shaw	1	0	2	2.0	2	0
Team	8	0	96	12.0	35	0
Opponents	6	2	179	29.8	88	2

Kickoff Returns	No.	Yds	Avg	Lg	TD
Edwards	7	135	19.3	28	0
Jackson	1	23	23.0	23	0
Team	8	158	19.8	28	0
Opponents	9	198	22.0	35	0

Field Goals	1-19	20-29	30-39	40-49	50+
K. Brown	0/0	1/1	1/3	1/1	0/0
Team	0/0	1/1	1/3	1/1	0/0
Opponents	0/0	1/1	0/0	1/1	0/1

Brown:
(21G,35N,46G)(30G,34B)
Opponents:
(26G)(44G,50N)

Passing	Att	Cmp	Yds	Cmp%	TD	Int	Lg	Sack/Lost	Rating
Stewart	64	36	409	56.3	1	4	321	5/18	54.8
Team	64	36	409	56.3	1	4	321	5/18	54.8
Opponents	76	40	370	52.6	1	3	28	7/50	54.2



1997 Final Postseason Statistics (1-1)

Date	Result	Opponent	Attn.
1/3	W 7-6	New England	61,228
1/11	L 24-21	Denver	61,382

Team Statistics	Pitt.	Opp.
Total First Downs	39	38
Rushing	14	7
Passing	21	29
Penalty	4	2
3rd Down: Made/Att	14/29	14/29
3rd Down Pct.	48.3	48.3
4th Down: Made/Att	0/1	0/0
4th Down Pct.	0.0	0.0
Possession Avg.	32:48	27:12
Total Net Yards	630	625
Avg. Per Game	315.0	312.5
Total Plays	136	128
Avg. Per Play	4.6	4.9
Net Yards Rushing	306	186
Avg. Per Game	153.0	93.0
Total Rushes	64	49
Net Yards Passing	324	439
Avg. Per Game	162.0	219.5
Sacked/Yards Lost	5/11	4/35
Gross Yards	335	474
Att./Completions	67/32	75/41
Completion Pct.	47.8	54.7
Had Intercepted	4	3
Punts/Average	13/35.5	12/37.6
Net Punting Avg.	13/32.2	12/29.5
Penalties/Yards	9/112	11/89
Fumbles/Ball Lost	1/1	4/3
Touchdowns	4	3
Rushing	3	1
Passing	1	2
Returns	0	0

Score by Periods	Q1	Q2	Q3	Q4	OT	PTS
Team	14	7	0	7	0	28
Opponents	7	20	0	3	0	30

Scoring	TD	R	P	Rt	Pat	FG	S	Pts.
Stewart	2	2	0	0		0	12	
Bettis	1	1	0	0		0	6	
C. Johnson	1	0	1	0		0	6	
N. Johnson	0	0	0	0	4/4	0/1	0	4
Team	4	3	1	0	4/4	0/1	0	28
Opponents	3	1	2	0	3/3	3/3	0	30

Sacks: Bell 1.0, Gideon 1.0, Kirkland 1.0, Vrabiel 1.0, Team 4.0, Opponents 5.0

2-Pt. Conversions: Team 0/0, Opponents 0/0

Rushing	No.	Yds	Avg	Lg	TD
Bettis	48	172	3.6	16	1
Stewart	14	112	8.0	40	2
McAfee	2	22	11.0	12	0
Team	64	306	4.8	40	3
Opponents	49	186	3.8	43	1

Receiving	No.	Yds.	Avg.	Lg	TD
Thigpen	9	146	16.2	28	0
Hawkins	8	58	7.3	9	0
Johnson	6	62	10.3	14	1
Blackwell	3	33	11.0	16	0
Lester	3	10	3.3	7	0
Bettis	2	10	5.0	7	0
Bruener	1	16	16.0	16	0
Team	32	335	10.5	28	1
Opponents	41	474	11.6	39	2

Interceptions	No.	Yds.	Avg.	Lg	TD
Kirkland	2	21	10.5	21	0
Scott	1	27	27.0	27	0
Team	3	48	16.0	27	0
Opponents	4	6	1.5	6	0

Punting	No.	Yds	Avg	Net	TB	In	Lg	B
Miller	13	462	35.5	32.2	0	4	51	0
Team	13	462	35.5	32.2	0	4	51	0
Opponents	12	451	37.6	29.5	0	3	54	0

Punt Returns	Ret	FC	Yds	Avg	Lg	TD
Blackwell	5	0	97	19.4	58	0
Hawkins	0	2	0	—	—	0
Team	5	2	97	19.4	58	0
Opponents	5	2	43	8.6	19	0

Kickoff Returns	No.	Yds	Avg	Lg	TD
Blackwell	5	88	17.6	24	0
Coleman	1	8	8.0	8	0
Witman	1	10	10.0	10	0
Team	7	106	15.1	24	0
Opponents	6	105	17.5	25	0

Field Goals	1-19	20-29	30-39	40-49	50+
N. Johnson	0/0	0/0	0/1	0/0	0/0
Team	0/0	0/0	0/1	0/0	0/0
Opponents	0/0	0/0	1/1	2/2	0/0

N. Johnson:

(1)(38N)

Opponents:

(31G, 46G)(43G)

Passing	Att	Cmp	Yds	Cmp%	TD	Int	Lg	Sack/Lost	Rating
Stewart	67	32	335	47.8	1	4	28	5/11	42.8
Team	67	32	335	47.8	1	4	28	5/11	42.8
Opponents	75	41	474	54.7	2	3	39	4/35	66.2

1996 Final Postseason Statistics (1-1)

Date	Result	Opponent	Attn.
12/29	W 42-14	Indianapolis	58,078
1/5	L 28-3	at New England	60,188

Team Statistics	Pitt.	Opp.
Total First Downs	36	25
Rushing	23	9
Passing	12	13
Penalty	1	3
3rd Down: Made/Att	9/30	10/28
3rd Down Pct.	30.0	35.7
4th Down: Made/Att	2/4	0/2
4th Down Pct.	50.0	0.0
Possession Avg.	33:08	26:53
Total Net Yards	620	492
Avg. Per Game	310.0	246.0
Total Plays	142	112
Avg. Per Play	4.4	4.4
Net Yards Rushing	354	235
Avg. Per Game	177.0	117.5
Total Rushes	78	47
Net Yards Passing	266	257
Avg. Per Game	133.0	128.5
Sacked/Yards Lost	3/20	8/50
Gross Yards	286	307
Att./Completions	61/30	59/28
Completion Pct.	49.2	47.5
Had Intercepted	4	3
Punts/Average	11/41.9	15/42.9
Net Punting Avg.	11/35.0	15/34.2
Penalties/Yards	6/34	8/51
Fumbles/Ball Lost	2/1	1/1
Touchdowns	5	6
Rushing	5	3
Passing	0	2
Returns	0	1

Score by Periods	Q1	Q2	Q3	Q4	OT	PTS
Team	10	3	11	21	0	45
Opponents	14	21	0	7	0	42

Scoring	TD	R	P	RI	Pat	FG	S	Pts.
N. Johnson	0	0	0	0	4/4	3/3	0	13
Beltis	2	2	0	0			0	12
Stewart	2	2	0	0			0	12
Wilman	1	1	0	0			0	6
Farquhar	0	0	0	0			0	2
Team	5	5	0	0	4/4	3/3	0	45
Opponents	6	3	2	1	6/6	0/0	0	42

Sacks: Brown 4.0, Gildon 1.0, Royle 1.0.
Team 6.0, Opponents 3.0

2-Pl. Conversions: Farquhar, Team 1/1,
 Opponents 0/1

Rushing	No.	Yds	Avg	Lg	TD
Beltis	36	145	3.8	18	2
Stewart	13	67	5.2	24	2
Wilman	10	59	5.9	31	1
McAfee	10	51	5.1	10	0
Tomczak	3	19	6.3	10	0
Hastings	2	7	3.5	5	0
Mills	1	4	4.0	4	0
Lester	1	2	2.0	2	0
Team	78	354	4.5	31	5
Opponents	47	235	5.0	78	3

Receiving	No.	Yds.	Avg.	Lg	TD
Hastings	8	85	10.6	23	0
Johnson	5	109	21.8	35	0
Botkin	4	46	11.5	18	0
McAfee	3	7	2.3	9	0
Beltis	3	3	1.0	4	0
Arnold	2	16	8.0	11	0
Mills	2	15	7.5	8	0
Lester	2	7	3.5	4	0
Wilman	1	-2	-2.0	-2	0
Team	30	286	9.5	35	0
Opponents	28	307	11.0	53	2

Interceptions	No.	Yds.	Avg.	Lg	TD
Brown	1	0	0.0	0	0
Kirkland	1	0	0.0	0	0
Williams	1	0	0.0	0	0
Team	3	0	0.0	0	0
Opponents	4	73	18.3	59	1

Punting	No.	Yds	Avg	Net	TB	In	Lg	B
Miller	11	461	41.9	35.0	0	2	59	0
Team	11	461	41.9	35.0	0	2	59	0
Opponents	15	644	42.9	34.2	1	4	52	0

Punt Returns	Ref	FC	Yds	Avg	Lg	TD
Arnold	10	3	111	11.1	31	0
Team	10	3	111	11.1	31	0
Opponents	8	3	76	9.5	14	0

Kickoff Returns	No.	Yds	Avg	Lg	TD
Mills	6	128	21.3	36	0
Arnold	2	38	19.0	24	0
Team	8	166	20.8	36	0
Opponents	9	181	20.1	29	0

Field Goals	1-19	20-29	30-39	40-49	50+
N. Johnson	0/0	2/2	0/0	0/0	1/1
Team	0/0	2/2	0/0	0/0	1/1
Opponents	0/0	0/0	0/0	0/0	0/0

N. Johnson:
 (29G,50G)(29G)
Opponents:
 (11)

Passing	Att	Cmp	Yds	Cmp%	TD	Int	Lg	Sack/Lost	Rating
Tomczak	50	29	286	58.0	0	4	35	2/15	40.9
Stewart	11	1	0	9.1	0	0	0	1/5	39.6
Team	61	30	286	49.2	0	4	35	3/20	35.3
Opponents	59	28	307	47.5	2	3	53	6/50	53.4



1995 Final Postseason Statistics (2-1)

Date	Result	Opponent	Attn.
1/6	W 40-21	Buffalo	59,072
1/14	W 20-16	Indianapolis	61,062
1/28	L 27-17	Dallas	76,347

Team Statistics	Pitt.	Opp.
Total First Downs	69	49
Rushing	23	15
Passing	42	33
Penalty	4	1
3rd Down: Made/Att	20/49	10/37
3rd Down Pct.	40.8	27.0
4th Down: Made/Att	3/5	2/4
4th Down Pct.	60.0	50.0
Possession Avg.	33:50	26:10
Total Net Yards	1004	832
Avg. Per Game	334.7	277.3
Total Plays	228	172
Avg. Per Play	4.4	4.8
Net Yards Rushing	330	233
Avg. Per Game	110.0	77.7
Total Rushes	98	69
Net Yards Passing	674	599
Avg. Per Game	224.7	199.7
Sacked/Yards Lost	5/32	7/39
Gross Yards	706	638
Att./Completions	125/72	96/54
Completion Pct.	57.6	56.3
Had Intercepted	6	3
Punts/Average	13/38.3	14/42.1
Net Punting Avg.	13/30.6	14/33.3
Penalties/Yards	11/81	14/107
Fumbles/Ball Lost	3/0	4/1
Touchdowns	8	7
Rushing	5	3
Passing	3	4
Returns	0	0

Score by Periods	Q1	Q2	Q3	Q4	OT	PTS
Team	10	30	6	31	0	77
Opponents	13	13	17	21	0	64

Scoring	TD	R	P	Rt	Pat	FG	S	Pts.
N. Johnson	0	0	0	0	8/8	7/8	0	29
Morris	4	4	0	0			0	24
Mills	1	0	1	0			0	6
Stewart	1	0	1	0			0	6
Thigpen	1	0	1	0			0	6
J. Williams	1	1	0	0			0	6
Team	8	5	3	0	8/8	7/8	0	77
Opponents	7	3	4	0	7/7	5/7	0	64

Sacks: Lloyd 2.0, Greene 1.5, Brown 1.0,
Kirkland 1.0, Seals 1.0, Steed 0.5, Team 7.0,
Opponents 5.0

2-Pt. Conversions: Team 0/0, Opponents 0/0

Rushing	No.	Yds	Avg	Lg	TD
Morris	51	188	3.7	15	4
Pegram	24	94	3.9	17	0
Stewart	9	32	3.6	7	0
J. Williams	6	9	1.5	6	1
Mills	2	8	4.0	5	0
O' Donnell	6	-1	-0.2	2	0
Team	98	330	3.4	17	5
Opponents	69	233	3.4	40	3

Receiving	No.	Yds.	Avg.	Lg	TD
Mills	16	196	12.3	37	1
Hastings	16	158	9.9	19	0
Thigpen	12	161	13.4	43	1
Morris	9	36	4.0	10	0
J. Williams	7	36	5.1	8	0
Stewart	4	45	11.3	19	1
Holliday	3	27	9.0	10	0
Pegram	3	24	8.0	23	0
Hayes	1	17	17.0	17	0
Bruener	1	6	6.0	6	0
Team	72	706	9.8	43	3
Opponents	54	638	11.8	47	4

Interceptions	No.	Yds.	Avg.	Lg	TD
Oksavsky	1	5	5.0	5	0
Kirkland	1	4	4.0	4	0
Lake	1	3	3.0	3	0
Team	3	12	4.0	5	0
Opponents	6	116	19.3	44	0

Punting	No.	Yds	Avg	Net	TB	In	Lg	B
Stark	12	457	38.1	31.4	3	2	55	0
Stewart	1	41	41.0	21.0	1	0	41	0
Team	13	498	38.3	30.6	4	2	55	0
Opponents	14	590	42.1	33.3	2	2	53	0

Punt Returns	Ret	FC	Yds	Avg	Lg	TD
Hastings	7	1	84	12.0	33	0
Team	7	1	84	12.0	33	0
Opponents	5	2	20	4.0	11	0

Kickoff Returns	No.	Yds	Avg	Lg	TD
Mills	11	226	20.5	26	0
McAfee	2	37	18.5	20	0
Team	13	263	20.2	26	0
Opponents	15	240	16.0	23	0

Field Goals	1-19	20-29	30-39	40-49	50+
N. Johnson	0/0	0/0	5/5	2/3	0/0
Team	0/0	0/0	5/5	2/3	0/0
Opponents	0/0	0/0	4/4	1/2	0/1

N. Johnson:
(45G,38G,34G,39G)(31G,36G,40N)(46G)
Opponents:
(52N)(34G,36G,37G,47N)(42G,35G)

Passing	Att	Cmp	Yds	Cmp%	TD	Int	Lg	Sack/Lost	Rating
O' Donnell	125	72	706	57.6	3	6	43	5/32	61.6
Team	125	72	706	57.6	3	6	43	5/32	61.6
Opponents	96	54	638	56.3	4	3	47	7/39	77.5

1994 Final Postseason Statistics (1-1)

Date	Result	Opponent	Attn.
1/7	W 29-9	Cleveland	58,185
1/15	L 17-13	San Diego	61,545

Team Statistics	Pitt.	Opp.
Total First Downs	45	23
Rushing	18	7
Passing	26	14
Penalty	1	2
3rd Down: Made/Att	19/35	5/22
3rd Down Pct.	54.3	22.7
4th Down: Made/Att	2/3	1/2
4th Down Pct.	66.7	50.0
Possession Avg.	39:50	20:10
Total Net Yards	839	412
Avg. Per Game	419.5	206.0
Total Plays	154	97
Avg. Per Play	5.4	4.2
Net Yards Rushing	304	121
Avg. Per Game	152.0	60.5
Total Rushes	77	41
Net Yards Passing	535	291
Avg. Per Game	267.5	145.5
Sacked/Yards Lost	0/0	3/18
Gross Yards	535	309
Att./Completions	77/48	53/24
Completion Pct.	62.3	45.3
Had Intercepted	0	3
Punts/Average	10/41.3	10/38.2
Net Punting Avg.	10/29.1	10/37.2
Penalties/Yards	12/161	5/32
Fumbles/Ball Lost	5/2	0/0
Touchdowns	4	3
Rushing	1	0
Passing	3	3
Returns	0	0

Score by Periods	Q1	Q2	Q3	Q4	OT	PTS
Team	10	24	6	2	0	42
Opponents	0	6	7	13	0	26

Scoring	TD	R	P	Rt	Pat	FG	S	Pts.
Anderson	0	0	0	0	4/4	4/4	0	16
J. Williams	2	1	1	0			0	12
Green	1	0	1	0			0	6
Thigpen	1	0	1	0			0	6
Lake	0	0	0	0			1	2
Team	4	1	3	0	4/4	4/4	1	42
Opponents	3	0	3	0	2/2	2/2	0	26

Sacks: Buckner 2.0, Lake 1.0, Team 3.0,
Opponents 0.0

2-Pl. Conversions: Team 0/0, Opponents 0/1

Rushing	No.	Yds	Avg	Lg	TD
Foster	44	180	4.1	28	0
Morris	24	62	2.6	17	0
J. Williams	5	59	11.8	26	1
Tomczak	3	2	0.7	6	0
O' Donnell	1	1	1.0	1	0
Team	77	304	3.9	28	1
Opponents	41	121	3.0	17	0

Receiving	No.	Yds.	Avg.	Lg	TD
Mills	13	223	17.2	50	0
Foster	11	65	5.9	16	1
Green	7	101	14.4	33	1
Hastings	7	73	10.4	18	0
Thigpen	5	45	9.0	21	1
Foster	3	12	4.0	6	0
Hayes	1	16	16.0	16	0
Morris	1	0	0.0	0	0
Team	48	535	11.1	50	3
Opponents	24	309	12.9	43	3

Interceptions	No.	Yds.	Avg.	Lg	TD
McKyer	1	21	21.0	21	0
Woodson	1	6	6.0	6	0
Perry	1	0	0.0	0	0
Team	3	27	9.0	21	0
Opponents	0	0	0.0	0	0

Punting	No.	Yds	Avg	Net	TB	In	Lg	B
Royals	10	413	41.3	29.1	4	2	55	0
Team	10	413	41.3	29.1	4	2	55	0
Opponents	10	382	38.2	37.2	0	3	45	0

Punt Returns	Ret	FC	Yds	Avg	Lg	TD
Woodson	3	2	10	3.3	10	0
Johnson	0	1	0	0.0	0	0
Team	3	3	10	3.3	10	0
Opponents	5	0	42	8.4	20	0

Kickoff Returns	No.	Yds	Avg	Lg	TD
Johnson	6	101	16.8	24	0
Woodson	1	2	2.0	2	0
Team	7	103	14.7	24	0
Opponents	9	178	19.8	32	0

Field Goals	1-19	20-29	30-39	40-49	50+
Anderson	0/0	1/1	2/2	1/1	0/0
Team	0/0	1/1	2/2	1/1	0/0
Opponents	0/0	2/2	0/0	0/0	0/0

Anderson:
(39G, 40G)(39G, 23G)
Opponents:
(22G)(20G)

Passing	Att	Cmp	Yds	Cmp%	TD	Int	Lg	Sack/Lost	Rating
O' Donnell	77	48	535	62.3	3	0	50	0/0	96.0
Team	77	48	535	62.3	3	0	50	0/0	96.0
Opponents	53	24	309	45.3	3	3	43	3/16	59.4



1993 Final Postseason Statistics (0-1)

Date	Result	Opponent	Attn.
1/8	L 27-24(OT)	Kansas City	74,515

Team Statistics	Pitt.	Opp.
Total First Downs	21	28
Rushing	5	7
Passing	15	19
Penalty	1	2
3rd Down: Made/Att	9-19	4-13
3rd Down Pct.	47.0	31.0
4th Down: Made/Att	1-2	1-2
4th Down Pct.	50.0	50.0
Possession Avg.	34:58	36:05
Total Net Yards	369	401
Avg. Per Game	369.0	401.0
Total Plays	80	81
Avg. Per Play	4.6	5.0
Net Yards Rushing	97	125
Avg. Per Game	97.0	125.0
Total Rushes	35	33
Net Yards Passing	272	276
Avg. Per Game	272.0	276.0
Sacked/Yards Lost	3-14	4-23
Gross Yards	286	299
Att./Completions	42-23	44-29
Completion Pct.	54.8	65.9
Had Intercepted	0	0
Punts/Average	7-38.3	6-44.8
Net Punting Avg.		
Penalties/Yards	5-40	5-25
Fumbles/Ball Lost	1-0	0-0
Touchdowns	3	3
Rushing	0	1
Passing	3	2
Returns	0	0

Score by Periods	Q1	Q2	Q3	Q4	OT PTS
Team	7	10	0	7	0 24
Opponents	7	0	3	14	3 27

Scoring	TD	R	P	Rt	Pat	FG	SPTS.
Anderson	0	0	0	0	3/3	1/1	0 6
Cooper	1	0	1	0			0 6
Mills	1	0	1	0			0 6
Green	1	0	1	0			0 6
Team	3	0	3	0	3/3	1/1	0 24
Opponents	3	1	2	0	3/3	2/2	0 27

Sacks: Williams 3.0, Lloyd 1.0, Team 4.0,
Opponents 3.0

2-Pt. Conversions: Team 0-0, Opponents 0-0

Rushing	No.	Yds	Avg	Lg	TD
Thompson	25	60	2.4	10	0
Hoge	8	27	4.5	9	0
Stone	3	11	3.7	9	0
O'Donnell	1	-1	-1.0	-1	0
Team	35	97	2.8	10	0
Opponents	33	125	3.8	17	1

Receiving	No.	Yds.	Avg.	Lg	TD
Graham	7	96	13.7	35	0
Mills	4	60	15.0	26 1	
Hoge	3	43	14.3	32	0
Stone	3	36	12.0	26	0
Thompson	3	4	0.7	5	0
Green	2	37	18.5	22 1	
Cooper	1	10	10.0	10 1	
Team	23	286	12.4	35	3
Opponents	29	299	10.3	25	2

Interceptions	No.	Yds.	Avg.	Lg	TD
Team	0	0	0.0	0	0
Opponents	0	0	0.0	0	0

Punting	No.	Yds	Avg	Net	TB	In	Lg	B
Royals	7	268	44.7		1	1	51	1
Team	7	268	44.7		1	1	51	1
Opponents	6	269	44.8		1	1	48	0

Punt Returns	Ret	FC	Yds	Avg	Lg	TD
Woodson	3	2	18	6.0	8	0
Team	3	2	18	6.0	8	0
Opponents	4	0	36	9.0	15	0

Kickoff Returns	No.	Yds	Avg	Lg	TD
Woodson	3	66	22.0	42	0
Stone	1	18	18.0	18	0
Cuthbert	1	13	13.0	13	0
Team	5	97	19.4	42	0
Opponents	5	127	21.2	34	0

Field Goals	1-19	20-29	30-39	40-49	50+
Anderson	0/0	0/0	1/1	0/0	0/0
Team	0/0	0/0	1/1	0/0	0/0
Opponents	0/0	1/1	1/1	0/1	0/0

Anderson:
(30G)
Opponents:
(23G, 43WR, 32G)

Passing	Att	Cmp	Yds	Cmp%	TD	Int	Lg	Sack/Lost	Rating
O'Donnell	42	23	286	54.8	3	0	35	3/14	99.9
Team	42	23	286	54.8	3	0	35	3/14	99.9
Opponents	44	29	299	65.9	2	0	25	4/23	100.5

1992 Final Postseason Statistics (0-1)

Date	Result	Opponent	Attn.
1/9	L 24-3	Buffalo	60,407

Team Statistics	Pitt.	Opp.
Total First Downs	18	19
Rushing	7	7
Passing	10	11
Penalty	1	1
3rd Down: Made/Att	6-12	8-14
3rd Down Pct.	50.0	57.0
4th Down: Made/Att	0-2	0-1
4th Down Pct.	0.0	0.0
Possession Avg.	27:34	32:26
Total Net Yards	240	325
Avg. Per Game	240.0	325.0
Total Plays	63	63
Avg. Per Play	3.8	5.2
Net Yards Rushing	129	169
Avg. Per Game	129.0	169.0
Total Rushes	27	39
Net Yards Passing	111	156
Avg. Per Game	156.0	111.0
Sacked/Yards Lost	7-52	1-4
Gross Yards	163	160
Att./Completions	29-15	23-16
Completion Pct.	51.7	69.5
Had Intercepted	2	0
Punts/Average	3-37.3	4-42.3
Net Punting Avg.		
Penalties/Yards	2-23	4-33
Fumbles/Ball Lost	4-1	0-0
Touchdowns	0	3
Rushing	0	1
Passing	0	2
Returns	0	0

Score by Periods	Q1	Q2	Q3	Q4	OT	PTS
Team	3	0	0	0	0	3
Opponents	0	7	7	10	0	24

Scoring	TD	R	P	At	Pat	FG	S	Pts.
Anderson	0	0	0	0	0/0	1/1	0	3
Team	0	0	0	0	0/0	1/1	0	3
Opponents	3	1	2	0	3/3	1/1	0	24

Sacks: Lake 1.0, Team 1.0, Opponents 7.0

2-Pl. Conversions: Team 0-0, Opponents 0-0

Rushing	No.	Yds	Avg	Lg	TD
Foster	20	104	5.2	16	0
O'Donnell	4	26	6.5	17	0
Thompson	1	3	3.0	3	0
Stone	1	-4	-4.0	-4	0
Royals	1	0	0.0	0	0
Team	27	129	4.8	17	0
Opponents	39	169	4.3	41	1

Receiving	No.	Yds.	Avg.	Lg	TD
Mills	8	93	11.6	20	0
Davenport	3	54	18.0	24	0
Stone	1	9	9.0	9	0
Foster	3	7	2.3	11	0
Team	15	163	10.9	24	0
Opponents	16	160	10.0	23	2

Interceptions	No.	Yds.	Avg.	Lg	TD
Royals	3	112	37.3	12	44 0
Team	0	0	0.0	0	0
Opponents	2	1	0.5	1	0

Punting	No.	Yds	Avg	Net	TB	In	Lg	B
Royals	3	112	37.3		1	2	44	0
Team	3	112	37.3		1	2	44	0
Opponents	4	169	42.3		0	0	48	0

Punt Returns	Ret	FC	Yds	Avg	Lg	TD
Woodson	2	0	14	7.0	14	0
Thigpen	0	1	0	0.0	0	0
Team	2	1	14	7.0	14	0
Opponents	0	1	0	0.0	0	0

Kickoff Returns	No.	Yds	Avg	Lg	TD
Stone	3	65	21.6	26	0
Thigpen	1	14	14.0	14	0
Thompson	1	20	20.0	20	0
Team	5	99	19.8	26	0
Opponents	2	42	21.0	24	0

Field Goals	1-19	20-29	30-39	40-49	50+
Anderson	0/0	0/0	1/1	0/0	0/0
Team	0/0	0/0	1/1	0/0	0/0
Opponents	0/0	0/0	0/0	1/1	0/0

Anderson:

(38G)

Opponents:

(43G)

Passing	Att	Cmp	Yds	Cmp%	TD	Int	Lg	Sack/Lost	Rating
O'Donnell	29	15	163	51.7%	0	2	24	7/52	39.9
Team	29	15	163	51.7%	0	2	24	7/52	39.9
Opponents	23	16	160	69.5%	2	0	23	1/4	118.0



1989 Final Postseason Statistics (1-1)

Date	Result	Opponent	Attn.
12/31	W 26-23(OT)	at Houston	59,744
1/7	L 24-23	at Denver	75,977

Team Statistics	Pitt.	Opp.
Total First Downs	36	41
Rushing	15	10
Passing	21	27
Penalty	0	4
3rd Down: Made/Att	12/29	14/28
3rd Down Pct.	41.3	50.0
4th Down: Made/Att	1/1	0/0
4th Down Pct.	100.0	0.0
Possession Avg.	31:18	30:45
Total Net Yards	693	744
Avg. Per Game	346.5	372.0
Total Plays	125	125
Avg. Per Play	5.5	5.9
Net Yards Rushing	352	203
Avg. Per Game	176.0	101.5
Total Rushes	62	56
Net Yards Passing	341	541
Avg. Per Game	170.5	270.5
Sacked/Yards Lost	1/15	1/13
Gross Yards	356	554
Att./Completions	62/34	68/41
Completion Pct.	54.8	60.3
Had Intercepted	0	1
Punts/Average	8/29.8	8/35.3
Net Punting Avg.	8/29.0	8/32.8
Penalties/Yards	13/90	10/64
Fumbles/Ball Lost	3/3	4/2
Touchdowns	4	5
Rushing	3	2
Passing	1	3
Returns	0	0

Score by Periods	Q1	Q2	Q3	Q4	OT	PTS
Team	10	17	6	13	3	49
Opponents	0	16	10	21	0	47

Scoring	TD	R	P	RI	Pat	FG	S	Pts.
Anderson	0	0	0	0	4/4	7/7	0	25
Hoge	2	2	0	0			0	12
Lipps	1	0	1	0			0	6
Worley	1	1	0	0			0	6
Team	4	3	1	0	4/4	7/7	0	49
Opponents	5	2	3	0	5/5	4/5	0	47

Sacks: Jones 1.0, Team 1.0, Opponents 1.0

2-Pt. Conversions: Team 0/0, Opponents 0/0

Rushing	No.	Yds	Avg	Lg	TD
Hoge	33	220	6.6	49	2
Worley	24	104	4.3	19	1
Stone	1	22	22.0	22	0
Bisler	3	5	1.6	4	0
Lipps	1	1	1.0	1	0
Team	62	352	6.6	49	3
Opponents	56	203	3.6	32	2

Receiving	No.	Yds.	Avg.	Lg	TD
Hoge	11	86	7.8	19	0
Lipps	6	53	8.8	11	1
Mularkey	5	76	15.2	25	0
Worley	5	56	11.2	33	0
Stone	3	18	6.0	11	0
Stock	2	37	18.5	30	0
Thompson	1	23	23.0	23	0
Hill	1	7	7.0	7	0
Team	34	356	10.5	33	1
Opponents	41	554	13.5	51	3

Interceptions	No.	Yds.	Avg.	Lg	TD
Everett	1	26	26.0	26	0
Team	1	26	26.0	26	0
Opponents	0	0	0.0	0	0

Punting	No.	Yds	Avg	Net	TB	In	Lg	B
Newsome	7	238	34.0	29.3	0	2	50	0
Team	1	0	-	-	-	-	-	-
Team	8	238	29.8	29.0	0	2	50	0
Opponents	8	282	35.3	32.8	1	3	55	0

Punt Returns	Ret	FC	Yds	Avg	Lg	TD
Woodson	2	1	20	10.0	18	0
Team	2	1	20	10.0	18	0
Opponents	2	2	6	3.0	6	0

Kickoff Returns	No.	Yds	Avg	Lg	TD
Woodson	6	107	17.8	21	0
Stone	1	14	14.0	14	0
Thompson	1	11	11.0	11	0
Team	8	132	16.5	21	0
Opponents	7	146	20.8	31	0

Field Goals	1-19	20-29	30-39	40-49	50+
Anderson	0/0	1/1	4/4	1/1	1/1
Team	0/0	1/1	4/4	1/1	1/1
Opponents	0/0	2/2	1/1	1/1	0/1

Anderson:
(25G,30G,48G,50G)(32G,35G,32G)
Opponents:
(55SH,26G,35G,26G)(43G)

Passing	Att	Cmp	Yds	Cmp%	TD	Int	Lg	Sack/Lost	Rating
Bisler	62	34	356	54.8	1	0	33	1/15	77.1
Team	62	34	356	54.8	1	0	33	1/15	77.1
Opponents	68	41	554	60.3	3	1	51	1/13	94.9



1984 Final Postseason Statistics (1-1)

Date	Result	Opponent	Attn.
12/30	W 24-17	at Denver	74,981
1/6	L 45-28	at Miami	76,029

Team Statistics	Pitt.	Opp.
Total First Downs	47	43
Rushing	20	14
Passing	27	29
Penalty	0	0
3rd Down: Made/Att	11/24	8/24
3rd Down Pct.	45.8	33.3
4th Down: Made/Att	0/1	0/1
4th Down Pct.	0.0	0.0
Total Net Yards	836	819
Avg. Per Game	418.0	409.5
Total Plays	138	135
Avg. Per Play	6.1	6.1
Net Yards Rushing	312	185
Avg. Per Game	156.0	92.5
Total Rushes	72	60
Net Yards Passing	524	534
Avg. Per Game	262.0	317.0
Sacked/Yards Lost	2/12	4/37
Gross Yards	536	671
Att./Completions	64/37	71/42
Completion Pct.	57.8	59.1
Had Intercepted	3	3
Punts/Average	6/36.0	6/42.3
Net Punting Avg.	6/31.1	6/39.6
Penalties/Yards	7/60	4/30
Fumbles/Ball Lost	5/3	3/1
Touchdowns	7	8
Rushing	3	2
Passing	4	6
Returns	0	0

Score by Periods	Q1	Q2	Q3	Q4	OT	PTS
Team	7	17	14	14	0	52
Opponents	14	17	24	7	0	62

Scoring	TD	R	P	Rt	Pat	FG	S	Pts.
Pollard	2	2	0	0			0	12
Stallworth	2	0	2	0			0	12
Anderson	0	0	0	0	7/7	1/5	0	10
Lipps	1	0	1	0			0	6
Erenberg	1	1	0	0			0	6
Capers	1	0	1	0			0	6
Team	7	3	4	0	7/7	1/5	0	52
Opponents	8	2	6	0	8/8	2/5	0	62

Sacks: Little 2.0, Merriweather 1.0, Gary 1.0.
Team 4.0, Opponents 2.0

Rushing	No.	Yds	Avg	Lg	TD
Pollard	27	147	5.4	23	2
Abercrombie	32	143	4.7	20	0
Erenberg	6	27	4.5	7	1
Veals	1	1	1.0	1	0
Lipps	1	0	0.0	0	0
Malone	5	-6	-1.2	0	0
Team	72	312	4.3	23	3
Opponents	60	185	3.1	17	2

Receiving	No.	Yds.	Avg.	Lg	TD
Lipps	8	131	16.4	33	1
Stallworth	7	149	21.3	65t	2
Pollard	7	61	8.7	17	0
Erenberg	5	59	11.8	24	0
Abercrombie	4	31	7.8	13	0
Sweeney	3	42	14.0	20	0
Capers	1	29	29.0	29	1
Cunningham	1	19	19.0	19	0
Thompson	1	15	15.0	15	0
Team	37	536	14.5	65t	4
Opponents	42	671	15.9	52	6

Interceptions	No.	Yds.	Avg.	Lg	TD
Williams	1	28	28.0	28	0
Shell	1	18	18.0	18	0
Dunn	1	6	6.0	6	0
Team	3	52	17.3	28	0
Opponents	3	42	14.0	34	0

Punting	No.	Yds	Avg	Net	TB	In	Lg	B
Colquitt	5	216	43.2	37.4	0	0	49	0
Team	6	216	36.0	31.1	0	0	49	0
Opponents	6	254	42.3	39.6	0	2	51	0

Punt Returns	Ret	FC	Yds	Avg	Lg	TD
Lipps	4	1	16	3.0	7	0
Team	4	1	16	3.0	7	0
Opponents	5	0	29	5.8	17	0

Kickoff Returns	No.	Yds	Avg	Lg	TD
Erenberg	6	135	22.5	33	0
Lipps	3	73	24.3	34	0
Team	9	208	23.1	34	0
Opponents	5	118	23.6	31	0

Field Goals	1-19	20-29	30-39	40-49	50+
Anderson	0/0	1/2	0/1	0/1	0/1
Team	0/0	1/2	0/1	0/1	0/1
Opponents	0/0	2/2	0/1	0/0	0/2

Anderson:
(28G, 40WR, 26WL, 39WR)(53WR)
Opponents:
(39WR, 57SH, 21G)(26G, 52SH)

Passing	Att	Cmp	Yds	Cmp%	TD	Int	Lg	Sack/Lost	Rating
Malone	64	37	536	57.8	4	3	65t	2/12	86.5
Team	64	37	536	57.8	4	3	65t	2/12	86.5
Opponents	71	42	671	59.1	6	3	52	4/37	101.3



1983 Final Postseason Statistics (0-1)

Date	Result	Opponent	Attn.
1/1	L 38-10	at Los Angeles	92,434

Team Statistics	Pitt.	Opp.
Total First Downs	17	24
Rushing	9	13
Passing	8	9
Penalty	0	2
3rd Down: Made/Att	4/14	5/13
3rd Down Pct.	29.0	38.0
4th Down: Made/Att	0/1	0/1
4th Down Pct.	0.0	0.0
Total Net Yards	331	413
Avg. Per Game	331.0	413.0
Total Plays	64	68
Avg. Per Play	5.2	6.1
Net Yards Rushing	162	188
Avg. Per Game	162.0	188.0
Total Rushes	52	33
Net Yards Passing	169	225
Avg. Per Game	169.0	225.0
Sacked/Yards Lost	5/40	1/7
Gross Yards	209	232
Att./Completions	27/13	34/21
Completion Pct.	48.1	61.8
Had Intercepted	1	0
Punts/Average	8/40.9	6/41.3
Net Punting Avg.	34.4	37.8
Penalties/Yards	4/30	2/15
Fumbles/Ball Lost	2/1	2/0
Touchdowns	1	5
Rushing	0	4
Passing	1	0
Returns	0	1

Score by Periods	Q1	Q2	Q3	Q4	OT	PTS
Team	3	0	7	0	0	10
Opponents	7	10	21	0	0	38

Scoring	TD	R	P	Rt	Pst	FG	S	Pts.
Stallworth	1	0	1	0			0	6
Anderson	0	0	0	0	1/1	1/1	0	4
Team	1	0	1	0	1/1	1/1	0	10
Opponents	5	4	0	1	5/5	1/1	0	38

Sacks: Cole 1.0, Team 1.0, Opponents 5.0

Rushing	No.	Yds	Avg	Lg	TD
Stoudt	9	50	5.6	22	0
Pollard	9	37	4.1	15	0
Abercrombie	6	36	6.0	21	0
F. Harris	6	33	5.5	14	0
Odom	1	4	4.0	4	0
T. Harris	1	2	2.0	2	0
Team	32	162	5.1	22	0
Opponents	33	188	5.7	49t	4

Receiving	No.	Yds.	Avg.	Lg	TD
F. Harris	4	31	7.8	11	0
Capers	2	54	27.0	44	0
Cunningham	2	32	16.0	18	0
Sweeney	2	24	12.0	12	0
Stallworth	1	58	58.0	58t	1
Odom	1	6	6.0	6	0
Abercrombie	1	4	4.0	4	0
Team	13	209	16.1	58t	1
Opponents	21	232	11.0	25	0

Interceptions	No.	Yds.	Avg.	Lg	TD
Team	0	0	0.0	0	0
Opponents	1	18	18.0	18	1

Punting	No.	Yds	Avg	Net	TB	In	Lg	B
Colquitt	8	327	40.9	34.4	1	0	51	0
Team	8	327	40.9	34.4	1	0	51	0
Opponents	6	248	41.3	37.8	1	2	55	0

Punt Returns	Ret	FC	Yds	Avg	Lg	TD
Woods	3	0	21	7.0	21	0
Team	3	0	21	7.0	21	0
Opponents	6	0	52	8.6	16	0

Kickoff Returns	No.	Yds	Avg	Lg	TD
Odom	4	84	21.0	28	0
T. Harris	1	19	19.0	19	0
Team	5	103	20.6	28	0
Opponents	3	87	29.0	32	0

Field Goals	1-19	20-29	30-39	40-49	50+
Anderson	1/1	0/0	0/0	0/0	0/0
Team	1/1	0/0	0/0	0/0	0/0
Opponents	0/0	0/0	0/0	1/1	0/0

Anderson:

(17G)

Opponents:

(45G)

Passing	Att	Cmp	Yds	Cmp%	TD	Int	Lg	Sack/Lost	Rating
Stoudt	20	10	187	50.0	1	1	58t	5/40	78.5
Malone	7	3	22	42.9	0	0	10	0/0	50.9
Team	27	13	209	48.1	1	1	58t	5/40	71.4
Opponents	34	21	232	61.7	0	0	25	1/7	82.0



1982 Final Postseason Statistics (0-1)

Date	Result	Opponent	Attn.
1/9	L 31-28	San Diego	53,546

Team Statistics	Pitt.	Opp.
Total First Downs	26	29
Rushing	6	6
Passing	19	19
Penalty	1	4
3rd Down: Made/Att	6/12	9/14
3rd Down Pct.	50.0	64.0
4th Down: Made/Att	1/1	1/2
4th Down Pct.	100.0	50.0
Total Net Yards	422	479
Avg. Per Game	422.0	479.0
Total Plays	62	71
Avg. Per Play	6.8	6.7
Net Yards Rushing	97	146
Avg. Per Game	97.0	146.0
Total Rushes	23	29
Net Yards Passing	325	333
Avg. Per Game	325.0	333.0
Sacked/Yards Lost	0/0	0/0
Gross Yards	325	333
Att./Completions	39/28	42/27
Completion Pct	71.8	64.3
Had Intercepted	2	0
Punts/Average	2/32.5	1/48.0
Net Punting Avg.	32.5	36.0
Penalties/Yards	6/54	6/51
Fumbles/Ball Lost	1/0	3/2
Touchdowns	4	4
Rushing	1	1
Passing	2	3
Returns	1	0

Score by Periods Q1 Q2 Q3 Q4 OT PTS

Team	14	0	7	7	0	28
Opponents	3	14	0	14	0	31

Scoring	TD	R	P	Rt	Pat	FG	S	Pts.
Bradshaw	1	1	0	0		0	6	
Stallworth	1	0	1	0		0	6	
Cunningham	1	0	1	0		0	6	
Ruff	1	0	0	1		0	6	
Anderson	0	0	0	0	4/4	0/0	0	4
Team	4	1	2	1	4/4	0/0	0	28
Opponents	4	1	3	0	4/4	1/1	0	31

Sacks: Team 0.0, Opponents 0.0

Rushing	No.	Yds	Avg	Lg	TD
Pollard	9	47	5.2	18	0
Harris	10	35	3.5	7	0
Bradshaw	2	12	6.0	11	1
Hawthorne	2	3	1.5	2	0
Team	23	97	4.2	18	1
Opponents	29	146	5.0	18	1

Receiving	No.	Yds.	Avg.	Lg	TD
Harris	11	71	6.5	17	0
Stallworth	8	116	14.5	22	1
Cunningham	5	55	11.0	16	0
Pollard	2	29	14.5	20	1
Smith	1	40	40.0	40	0
Swann	1	14	14.0	14	0
Team	28	325	11.6	40	2
Opponents	27	333	12.3	33	3

Interceptions	No.	Yds.	Avg.	Lg	TD
Team	0	0	0.0	0	0
Opponents	2	43	21.5	35	0

Punting	No.	Yds	Avg	Net	TB	In	Lg	B
Goodson	2	65	32.5	32.5	0	1	45	0
Team	2	65	32.5	32.5	0	1	45	0
Opponents	1	48	48.0	36.0	0	0	48	0

Punt Returns	Ret	FC	Yds	Avg	Lg	TD
Woods	1	0	12	12.0	12	0
Team	1	0	12	12.0	12	0
Opponents	0	1	0	0.0	0	0

Kickoff Returns	No.	Yds	Avg	Lg	TD
Abercrombie	4	72	18.0	24	0
Pollard	1	18	18.0	18	0
Team	5	90	18.0	24	0
Opponents	3	36	12.0	36	0

Field Goals	1-19	20-29	30-39	40-49	50+
Anderson	0/0	0/0	0/0	0/0	0/0
Team	0/0	0/0	0/0	0/0	0/0
Opponents	0/0	1/1	0/0	0/0	0/0

Anderson:

(1)

Opponents:
(25G)

Passing	Att	Cmp	Yds	Cmp%	TD	Int	Lg	Sack/Lost	Rating
Bradshaw	39	28	325	71.8	2	2	40	0/0	92.4
Team	39	28	325	71.8	2	2	40	0/0	92.4
Opponents	42	27	333	64.3	3	0	33	0/0	112.5



1979 Final Postseason Statistics (3-0)

Date	Result	Opponent	Attn.
12/30	W 27-13	Miami	50,214
1/6	W 34-14	Houston	50,475
1/20	W 31-19	L.A. Rams*	103,985

Team Statistics	Pitt.	Opp.
Total First Downs	68	43
Rushing	31	10
Passing	35	27
Penalty	2	6
3rd Down: Made/Att	33/47	16/46
3rd Down Pct.	70.2	34.8
Total Net Yards	1130	777
Avg. Per Game	376.6	259.0
Total Plays	199	176
Avg. Per Play	5.7	4.4
Net Yards Rushing	404	156
Avg. Per Game	134.6	52.0
Total Rushes	113	73
Net Yards Passing	726	621
Avg. Per Game	242.0	207.0
Sacked/Yards Lost	4/32	8/70
Gross Yards	758	691
Att./Completions	82/53	95/58
Completion Pct.	64.6	61.1
Had Intercepted	4	4
Punts/Average	7/42.4	13/37.3
Net Punting Avg.	7/40.7	13/32.7
Penalties/Yards	19/140	8/71
Fumbles/Ball Lost	4/4	4/2
Touchdowns	12	5
Rushing	6	2
Passing	6	2
Returns	0	1

Score by Periods	Q1	Q2	Q3	Q4	OT	PTS
Team	26	21	14	31	0	92
Opponents	14	9	13	10	0	46

Scoring	TD	R	P	Rt	Pat	FG	S	Pts.
Bahr	0	0	0	0	11/12	3/4	0	20
Stallworth	3	0	3	0			0	18
Harris	3	3	0	0			0	18
Swann	2	0	2	0			0	12
Bleier	2	2	0	0			0	12
Cunningham	1	0	1	0			0	6
Thornton	1	1	0	0			0	6
Team	12	6	6	0	11/12	3/4	0	92
Opponents	5	2	2	1	4/5	4/4	0	46

Sacks: Dunn 1.5, Greene 1.0, Thomas 1.0.
 Cole 1.0, Furness 1.0, Banaszak 1.0.
 Greenwood 1.0, Lambert 0.5, Team 8.0,
 Opponents 4.0

Rushing	No.	Yds.	Avg.	Lg.	TD
Harris	62	214	3.5	13	3
Bleier	27	90	3.5	9	2
Thornton	17	55	3.2	10	1
Bradshaw	4	34	8.5	25	0
Hawthorne	2	15	7.5	10	0
A. Anderson	1	-4	-4.0	-4	0
Team	113	404	3.6	25	6
Opponents	73	156	2.1	39	2

Receiving	No.	Yds.	Avg.	Lg.	TD
Harris	14	148	10.6	32	0
Stallworth	12	259	21.6	73	3
Swann	12	180	15.0	47	2
Thornton	4	56	14.0	22	0
Smith	4	41	10.3	14	0
Cunningham	4	35	8.8	16	1
Bleier	3	39	13.0	20	0
Team	53	758	14.3	73	6
Opponents	58	691	11.9	50	2

Interceptions	No.	Yds.	Avg.	Lg.	TD
Woodruff	2	0	0.0	0	0
Lambert	1	16	16.0	16	0
Winston	1	3	3.0	3	0
Team	4	19	4.75	16	0
Opponents	4	96	24.0	75	1

Punting	No.	Yds.	Avg.	Net	TB	In	Lg.	B
Colquitt	7	297	42.4	40.7	1	4	66	0
Team	7	297	42.4	40.7	1	4	66	0
Opponents	13	485	37.3	32.7	0	1	59	0

Punt Returns	Ret	FC	Yds.	Avg.	Lg.	TD
Bel	8	0	56	7.0	13	0
Smith	2	0	14	7.0	7	0
Woodruff	1	0	0	0.0	0	0
Team	11	0	70	6.4	13	0
Opponents	4	0	12	3.0	5	0

Kickoff Returns	No.	Yds.	Avg.	Lg.	TD
L. Anderson	10	270	27.0	45	0
Hawthorne	1	20	20.0	20	0
Team	11	290	26.4	45	0
Opponents	18	230	12.7	27	0

Field Goals	1-19	20-29	30-39	40-49	50+
Bahr	0/0	1/1	1/1	1/2	0/0
Team	0/0	1/1	1/1	1/2	0/0
Opponents	0/0	2/2	1/1	1/1	0/0

Bahr:
 (1)(21G,39G,40WR)(41G)
Opponents:
 (1)(27G,23G)(31G,45G)

Passing	Att	Cmp	Yds	Cmp%	TD	Int	Lg	Sack/Lost	Rating
Bradshaw	82	53	758	64.6	6	4	73	4/32	98.5
Team	82	53	758	64.6	6	4	72	4/32	96.5
Opponents	95	58	691	61.1	2	4	50	8/70	72.7

* Super Bowl XIV

1978 Final Postseason Statistics (3-0)

Date	Result	Opponent	Attn.
12/30	W 33-10	Denver	48,921
1/7	W 34-5	Houston	49,417
1/21	W 35-31	at Dallas*	78,656

Team Statistics	Pitt.	Opp.
Total First Downs	64	45
Rushing	19	16
Passing	37	24
Penalty	8	5
3rd Down: Made/Att	16/38	13/41
3rd Down Pct.	42.1	31.7
Total Net Yards	1161	677
Avg. Per Game	387.0	225.6
Total Plays	193	178
Avg. Per Play	6.0	3.8
Net Yards Rushing	398	300
Avg. Per Game	132.6	100.0
Total Rushes	111	85
Net Yards Passing	763	377
Avg. Per Game	254.3	125.6
Sacked/Yards Lost	4/27	16/115
Gross Yards	790	492
Att./Completions	78/44	78/41
Completion Pct.	56.4	53.2
Had Intercepted	4	6
Punts/Average	6/42.3	17/37.6
Net Punting Avg.	6/31.8	17/29.0
Penalties/Yards	20/155	22/241
Fumbles/Ball Lost	12/6	11/8
Touchdowns	13	5
Rushing	5	1
Passing	8	3
Returns	0	1

Score by Periods	Q1	Q2	Q3	Q4	OT	PTS
Team	27	44	3	28	0	102
Opponents	10	17	5	14	0	46

Scoring	TD	R	P	Rt	Pat	FG	S	Pts.
Harris	5	5	0	0			0	30
Stallworth	4	0	4	0			0	24
Gerela	0	0	0	0	12/13	4/7	0	24
Swann	3	0	3	0			0	18
Bleier	1	0	1	0			0	6
Team	13	5	8	0	12/13	4/7	0	102
Opponents	5	1	3	1	5/5	3/4	1	46

Sacks: Greene 3.0, White 3.0, Furness 3.0, Greenwood 2.5, Ham 2.0, Banazack 1.0, Shell 1.0, Cole 0.5, Team 16.0, Opponents 4.0

Rushing	No.	Yds	Avg	Lg	TD
Harris	64	224	3.5	22	4
Bleier	20	74	3.7	15	1
Deloplaine	4	32	8.0	23	0
Bradshaw	11	28	2.5	13	0
Thornton	5	26	5.2	14	0
Moser	5	13	2.6	5	0
Smith	1	4	4.0	4	0
Kruczek	1	-3	-3.0	-3	0
Team	111	398	3.6	23	5
Opponents	85	300	3.5	29	1

Receiving	No.	Yds.	Avg.	Lg	TD
Stallworth	14	288	20.6	75	4
Swann	13	274	21.1	38	3
Grossman	9	136	15.1	29	0
Bleier	5	49	9.8	16	1
Bell	2	21	10.5	12	0
Harris	1	22	22.0	22	0
Team	44	790	17.9	75	8
Opponents	41	492	12.0	39	3

Interceptions	No.	Yds.	Avg.	Lg	TD
Blount	2	29	14.5	16	0
Toews	1	35	35.0	35	0
Johnson	1	34	34.0	34	0
Shell	1	5	5.0	5	0
Ham	1	0	0.0	0	0
Team	6	103	17.2	35	0
Opponents	4	31	7.8	6	0

Punting	No.	Yds	Avg	Net	TB	In	Lg	B
Colquitt	6	254	42.3	31.8	1	2	53	0
Team	6	254	42.3	31.8	1	2	53	0
Opponents	17	639	37.6	29.0	0	2	50	0

Punt Returns	Ret	FC	Yds	Avg	Lg	TD
Bell	13	1	125	9.6	30	0
Deloplaine	1	0	21	21.0	21	0
Smith	0	1	0	0.0	0	0
Team	14	2	146	10.4	30	0
Opponents	4	1	63	15.8	22	0

Kickoff Returns	No.	Yds	Avg	Lg	TD
Anderson	6	117	19.5	30	0
Deloplaine	1	21	21.0	21	0
Thornton	1	6	6.0	6	0
Team	8	146	18.3	30	0
Opponents	20	353	17.7	35	0

Field Goals	1-19	20-29	30-39	40-49	50+
Gerela	0/0	3/3	1/1	0/2	0/1
Team	0/0	3/3	1/1	0/2	0/1
Opponents	1/1	1/2	1/1	0/0	0/0

Gerela:
(24G,27G)(37G,22G,40N,40N)(51N)
Opponents:
(37G,29B)(19G)(27G)

Passing	Att	Cmp	Yds	Cmp%	TD	Int	Lg	Sack/Lost	Rating
Bradshaw	78	44	790	56.4	8	4	75	4/27	104.1
Kruczek	0	0	0	0.0	0	0	0	0/0	0.0
Team	78	44	790	56.4	8	4	75	4/27	104.1
Opponents	78	41	492	53.2	3	6	39	16/115	52.9

* Super Bowl VIII

1977 Final Postseason Statistics (0-1)

Date	Result	Opponent	Attn.
12/24	L 24-21	at Denver	75,011

Team Statistics

	Pitt.	Opp.
Total First Downs	18	15
Rushing	10	5
Passing	8	9
Penalty	0	1
3rd Down: Made/Att	22/11	13/4
3rd Down Pct.	50.0	30.8
Total Net Yards	304	258
Avg. Per Game	304.0	258.0
Total Plays	76	61
Avg. Per Play	4.0	4.2
Net Yards Rushing	127	103
Avg. Per Game	127.0	103.0
Total Rushes	39	37
Net Yards Passing	177	155
Avg. Per Game	177.0	155.0
Sacked/Yards Lost	0/0	1/9
Gross Yards	177	164
Att./Completions	37/19	23/11
Completion Pct.	51.4	47.8
Had Intercepted	3	0
Punts/Average	6/34.0	5/37.6
Net Punting Avg.	32.0	31.4
Penalties/Yards	10/67	3/20
Fumbles/Ball Lost	2/1	3/1
Touchdowns	3	4
Rushing	2	2
Passing	1	2
Returns	0	0

Scoring	TD	R	P	Rt	Pat	FG	S	Pts.
Harris	1	1	0	0		0	6	
Bradshaw	1	1	0	0		0	6	
Brown	1	0	1	0		0	6	
Gerela	0	0	0	0	3/3	0/0	0	3
Team	3	2	1	0	3/3	0/0	0	21
Opponents	4	2	2	0	4/4	2/2	0	34

Sacks: Furness 1.0, Team 1.0, Opponents 0.0

Rushing	No.	Yds	Avg	Lg	TD
Harris	28	92	3.3	20	1
Bradshaw	4	21	5.3	11	1
Bleier	7	14	2.0	5	0
Team	39	127	3.3	20	2
Opponents	37	103	2.8	29	2

Receiving	No.	Yds.	Avg.	Lg	TD
Stallworth	4	80	20.0	48	0
Harris	4	20	5.0	12	0
Cunningham	3	42	14.0	19	0
Maxson	3	11	3.6	10	0
Bleier	2	10	5.0	7	0
Grossman	1	7	7.0	7	0
Swann	1	6	6.0	6	0
Brown	1	1	1.0	1	1
Team	19	177	9.3	48	0
Opponents	11	164	14.9	39	0

Interceptions	No.	Yds.	Avg.	Lg	TD
Team	0	0	0.0	0	0
Opponents	3	64	21.3	32	0

Punting	No.	Yds	Avg	Net	TB	In	Lg	B
Engles	6	204	40.8	32.0	0	0	55	1
Team	6	204	40.8	38.4	0	0	55	1
Opponents	5	188	37.6	31.4	0	1	41	0

Punt Returns	Ret	FC	Yds	Avg	Lg	TD
Smith	4	1	31	7.8	17	0
Team	4	1	31	7.8	17	0
Opponents	4	1	12	3.0	4	0

Kickoff Returns	No.	Yds	Avg	Lg	TD
Smith	4	60	20.0	34	0
Maxson	1	24	24.0	24	0
Team	5	104	20.8	34	0
Opponents	4	85	21.3	27	0

Field Goals	1-19	20-29	30-39	40-49	50+
Gerela	0/0	0/0	0/0	0/0	0/0
Team	0/0	0/0	0/0	0/0	0/0
Opponents	0/0	1/1	0/0	1/1	0/0

Gerela:
()
Opponents:
(44G, 25G)

Score by Periods	Q1	Q2	Q3	Q4	OT	PTS
Team	0	14	0	7	0	21
Opponents	7	7	7	13	0	34

Passing	Att	Cmp	Yds	Cmp%	TD	Int	Lg	Sack/Lost	Rating
Bradshaw	37	19	177	51.4	1	3	48	0/0	40.0
Team	37	19	177	51.4	1	3	48	0/0	40.0
Opponents	23	11	164	47.8	2	0	34	1/9	100.6

1976 Final Postseason Statistics (1-1)

Date	Result	Opponent	Attn.
12/19	W 40-14	at Baltimore	60,020
12/26	L 24-7	at Oakland	53,821

Team Statistics	Pitt.	Opp.
Total First Downs	42	31
Rushing	15	11
Passing	23	15
Penalty	4	5
3rd Down: Made/Att	13/24	11/27
3rd Down Pct.	54.2	40.7
Total Net Yards	763	390
Avg. Per Game	381.5	195.0
Total Plays	124	121
Avg. Per Play	6.2	3.2
Net Yards Rushing	297	228
Avg. Per Game	148.5	114.0
Total Rushes	61	74
Net Yards Passing	466	162
Avg. Per Game	233.0	81.0
Sacked/Yards Lost	4/18	9/70
Gross Yards	484	232
Att./Completions	59/33	41/21
Completion Pct.	55.9	51.2
Had Intercepted	1	2
Punts/Average	8/36.8	11/42.7
Net Punting Avg.	8/33.0	11/40.0
Penalties/Yards	17/37	14/93
Fumbles/Ball Lost	3/1	2/0
Touchdowns	6	5
Rushing	3	2
Passing	3	3
Returns	0	0

Score by Periods	Q1	Q2	Q3	Q4	OT	PTS
Team	9	24	0	14	0	47
Opponents	10	14	7	7	0	38

Scoring	TD	R	P	RI	Pat	FG	S	Pts.
Harrison	3	3	0	0			0	18
Swann	2	0	2	0			0	12
Gerela	0	0	0	0	3/4	2/2	0	9
Lewis	1	0	1	0			0	6
Mansfield	0	0	0	0	2/2	0/0	0	2
Team	6	3	3	0	5/6	2/2	0	47
Opponents	5	2	3	0	5/5	1/1	0	38

Sacks: Russell 2.0, Wagner 1.0, Greenwood 1.0, Greene 1.0, Lambert 1.0, Holmes 1.0, Toews 1.0 Team 8.0, Opponents 4.0

Rushing	No.	Yds	Avg	Lg	TD
Harris	18	132	7.3	50	0
Harrison	21	84	4.0	14	3
Fuqua	19	78	4.1	13	0
Bradshaw	1	4	4.0	4	0
Cunningham	1	0	0.0	0	0
Bleier	1	-1	-1.0	-1	0
Team	61	297	4.9	50	3
Opponents	74	228	3.1	16	2

Receiving	No.	Yds.	Avg.	Lg	TD
Swann	8	135	16.9	30	2
Harrison	6	47	7.8	18	0
Fuqua	4	45	11.3	31	0
Cunningham	4	30	9.0	29	0
Lewis	3	114	38.0	76	1
Harris	3	24	8.0	15	0
Stallworth	2	26	13.0	18	0
Bel	2	25	12.5	13	0
Brown	1	32	32.0	32	0
Team	33	484	14.6	76	3
Opponents	21	232	11.0	28	3

Interceptions	No.	Yds.	Avg.	Lg	TD
Edwards	1	26	26.0	26	0
Wagner	1	12	12.0	12	0
Team	2	38	19.0	26	0
Opponents	1	25	25.0	25	0

Punting	No.	Yds	Avg	Net	TB	In	Lg	B
Walden	8	294	36.8	33.0	1	0	52	0
Team	8	294	36.8	33.0	1	0	52	0
Opponents	11	470	42.7	40.0	2	2	60	0

Punt Returns	Ret	FC	Yds	Avg	Lg	TD
Swann	4	0	16	3.0	8	0
Bel	2	0	14	7.0	8	0
Team	6	0	30	5.0	8	0
Opponents	3	1	30	10.0	12	0

Kickoff Returns	No.	Yds	Avg	Lg	TD
Pough	5	100	20.0	22	0
Bel	1	60	60.0	60	0
Blount	1	16	16.0	16	0
Team	7	176	25.1	60	0
Opponents	9	145	16.1	27	0

Field Goals	1-19	20-29	30-39	40-49	50+
Gerela	0/0	1/1	0/0	1/1	0/0
Team	0/0	1/1	0/0	1/1	0/0
Opponents	0/0	0/0	1/1	0/0	0/0

Gerela:
(45G,25G)
Opponents:
(1)(39G)

Passing	Att	Cmp	Yds	Cmp%	TD	Int	Lg	Sack/Lost	Rating
Bradshaw	53	28	440	52.8	3	1	76 1	4/18	81.7
Kruczek	6	5	44	83.3	0	0	15	0/0	97.2
Team	59	33	484	55.9	3	1	76 1	4/18	92.8
Opponents	41	21	232	51.2	3	2	28	8/79	72.4



1975 Final Postseason Statistics (3-0)

Date	Result	Opponent	Attn.
12/27	W 28-10	Baltimore	49,053
1/4	W 15-10	Oakland	49,103
1/18	W 21-17	Dallas*	80,197

Team Statistics	Pitt.	Opp.
Total First Downs	45	42
Rushing	25	13
Passing	19	25
Penalty	1	4
3rd Down: Made/Att	17/46	17/54
3rd Down Pct.	36.9	31.5
Total Net Yards	958	745
Avg. Per Game	319.3	248.3
Total Plays	190	206
Avg. Per Play	5.0	3.6
Net Yards Rushing	477	283
Avg. Per Game	159.0	94.3
Total Rushes	128	104
Net Yards Passing	481	462
Avg. Per Game	160.3	154.0
Sacked/Yards Lost	5/46	14/88
Gross Yards	527	550
Att./Completions	57/32	94/41
Completion Pct.	56.1	43.6
Had Intercepted	5	7
Punts/Average	12/39.3	24/37.8
Net Punting Avg.	12/36.4	24/33.5
Penalties/Yards	8/77	12/74
Fumbles/Ball Lost	12/8	10/4
Touchdowns	8	4
Rushing	4	0
Passing	3	4
Returns	1	0

Score by Periods	Q1	Q2	Q3	Q4	OT	PTS
Team	14	3	7	41	0	65
Opponents	7	10	3	17	0	37

Scoring	TD	R	P	Rt	Pat	FG	S	Pts.
Gerela	0	0	0	0	6/8	3/7	0	15
Harris	2	2	0	0		0	12	
Bleier	1	1	0	0		0	6	
Swann	1	0	1	0		0	6	
Stallworth	1	0	1	0		0	6	
Groosman	1	0	1	0		0	6	
Bradshaw	1	1	0	0		0	6	
Russell	1	0	0	1		0	6	
Harrison	0	0	0	0		1	2	
Team	8	4	3	1	6/8	3/7	1	65
Opponents	4	0	4	0	4/4	3/3	0	37

Sacks: Greenwood 4.0, White 4.0, Ham 2.0, Furness 1.5, Russell 1.0, Holmes 1.5. **Team 14.0, Opponents 5.0**

Rushing	No.	Yds	Avg	Lg	TD
Harris	81	314	3.9	25	2
Bleier	37	95	2.6	8	1
Bradshaw	9	60	6.7	16	1
Collier	1	8	8.0	8	0
Team	128	477	3.7	25	4
Opponents	104	283	2.7	16	0

Receiving	No.	Yds.	Avg.	Lg	TD
Swann	8	221	27.6	64	1
Harris	5	84	14.0	26	0
Grossman	5	43	8.6	14	1
Lewis	4	98	24.5	34	0
Stallworth	4	38	9.5	20	1
Brown	3	29	9.6	13	0
Bleier	2	14	7.0	9	0
Team	32	527	16.5	64	3
Opponents	41	550	13.4	58	4

Interceptions	No.	Yds.	Avg.	Lg	TD
Wagner	3	53	17.6	20	0
Thomas	1	35	35.0	35	0
Edwards	1	35	35.0	35	0
Blount	1	20	20.0	20	0
Ham	1	6	6.0	6	0
Team	7	149	21.3	35	0
Opponents	5	86	17.2	58	0

Punting	No.	Yds	Avg	Net	TB	In	Lg	B
Walden	12	472	39.3	35.4	0	3	59	0
Team	12	472	39.3	36.4	0	3	59	0
Opponents	24	909	37.8	33.5	4	6	49	1

Punt Returns	Ret	FC	Yds	Avg	Lg	TD
Brown	6	1	49	8.2	16	0
Edwards	4	0	39	9.8	16	0
Collier	2	1	17	8.5	17	0
Team	12	2	105	8.8	17	0
Opponents	6	4	35	5.8	18	1

Kickoff Returns	No.	Yds	Avg	Lg	TD
Collier	3	82	27.3	43	0
Blount	3	64	21.3	27	0
Brown	2	53	26.5	36	0
Harrison	2	23	11.5	21	0
Team	10	222	22.2	43	0
Opponents	13	270	20.7	53	0

Field Goals	1-19	20-29	30-39	40-49	50+
Gerela	1/1	0/0	2/4	0/2	0/0
Team	1/1	0/0	2/4	0/2	0/0
Opponents	0/0	1/1	1/2	1/1	0/0

Gerela:
(1)(36G, 44N, 48B)(36WL, 37WL, 36G, 18G)
Opponents:
(21G)(41G, 38N)(36G)

Passing	Att	Cmp	Yds	Cmp%	TD	Int	Lg	Sack/Lost	Rating
Bradshaw	57	32	527	56.1	3	5	64	5/46	68.4
Team	57	32	527	56.1	3	5	64	5/46	68.4
Opponents	94	41	550	43.6	4	7	58	14/88	46.0

* Super Bowl X

1974 Final Postseason Statistics (3-0)

Date	Result	Opponent	Attn.
12/22	W 32-14	Buffalo	48,321
12/29	W 24-13	at Oakland	53,515
1/12	W 16-6	at Minnesota*	80,997

Team Statistics	Pitt.	Opp.
Total First Downs	66	39
Rushing	40	7
Passing	21	28
Penalty	5	4
3rd Down: Made/Att	23/48	12/36
3rd Down Pct.	47.9	33.3
Total Net Yards	1076	661
Avg. Per Game	358.6	220.3
Total Plays	213	153
Avg. Per Play	5.1	4.3
Net Yards Rushing	708	146
Avg. Per Game	236.0	48.6
Total Rushes	158	63
Net Yards Passing	368	515
Avg. Per Game	122.6	171.6
Sacked/Yards Lost	3/26	2/22
Gross Yards	394	537
Att./Completions	52/29	88/41
Completion Pct.	55.7	46.5
Had Intercepted	3	6
Punts/Average	14/37.4	16/39.8
Net Punting Avg.	14/35.7	16/33.2
Penalties/Yards	14/162	12/93
Fumbles/Ball Lost	9/4	5/3
Touchdowns	9	4
Rushing	6	0
Passing	3	3
Returns	0	1

Score by Periods	Q1	Q2	Q3	Q4	OT	PTS
Team	3	31	7	31	0	72
Opponents	10	0	14	9	0	33

Scoring	TD	R	P	Rt	Pat	FG	S	Pts.
Harris	6	6	0	0			0	36
Gerela	0	0	0	0	7/9	3/5	0	18
Bleier	1	0	1	0			0	6
Swann	1	0	1	0			0	6
Brown	1	0	1	0			0	6
White	0	0	0	0			1	2
Team	9	6	3	0	7/9	3/5	1	72
Opponents	4	0	3	1	3/4	2/4	0	33

Sacks: Greene 1.0, Greenwood 1.0, Team 2.0, Opponents 3.0

Rushing	No.	Yds	Avg	Lg	TD
Harris	87	343	3.9	25	6
Bleier	49	208	4.2	23	0
Bradshaw	13	96	7.4	18	0
S. Davis	5	32	6.4	9	0
Swann	3	17	5.6	25	0
Gilliam	1	12	12.0	12	0
Team	158	708	4.5	25	6
Opponents	63	146	2.3	30	0

Receiving	No.	Yds.	Avg.	Lg	TD
Bleier	7	90	12.9	27	1
Brown	6	115	19.2	30	1
Swann	5	77	15.4	35	1
Stallworth	5	40	8.0	22	0
Lewis	3	30	10.0	12	0
McMakin	1	22	22.0	22	0
Shanklin	1	15	15.0	15	0
Harris	1	5	5.0	5	0
Team	29	394	13.6	35	3
Opponents	41	537	13.1	42	3

Interceptions	No.	Yds.	Avg.	Lg	TD
J.T. Thomas	1	37	37.0	37	0
Wagner	1	26	26.0	26	0
Ham	1	19	19.0	19	0
Greene	1	10	10.0	10	0
Blount	1	10	10.0	10	0
Team	5	102	20.4	37	0
Opponents	1	37	37.0	37	0

Punting	No.	Yds	Avg	Net	TB	In	Lg	B
Walden	14	523	37.4	35.7	3	5	52	0
Team	14	523	37.4	35.7	3	5	52	0
Opponents	16	637	39.8	33.2	0	2	55	0

Punt Returns	Ret	FC	Yds	Avg	Lg	TD
Swann	8	0	76	9.5	17	0
Edwards	5	0	30	6.0	15	0
Team	13	0	106	8.2	17	0
Opponents	6	1	23	3.8	26	0

Kickoff Returns	No.	Yds	Avg	Lg	TD
Davis	4	106	26.5	32	0
Blount	2	56	28.0	42	0
Pearson	2	43	21.5	28	0
Harrison	2	17	8.5	17	0
Team	10	222	22.2	42	0
Opponents	14	273	19.5	30	0

Field Goals	1-19	20-29	30-39	40-49	50+
Gerela	0/0	3/4	0/1	0/0	0/0
Team	0/0	3/4	0/1	0/0	0/0
Opponents	0/0	0/1	1/2	1/1	0/0

Gerela:
(21G,22G)/(20WL,23G)/(37WL)
Opponents:
(1)/(40G,38G,24B)/(39WR)

Passing	Att	Cmp	Yds	Cmp%	TD	Int	Lg	Sack/Lost	Rating
Bradshaw	50	29	394	58.0	3	1	35	3/26	94.9
Gilliam	2	0	0	0.0	0	0	0	0/0	39.6
Team	52	29	394	55.7	3	1	35	3/26	91.3
Opponents	88	41	537	46.5	3	6	42	2/22	49.3

* Super Bowl IX

1973 Final Postseason Statistics (0-1)

Date	Result	Opponent	Attn.
12/22	L 33-14	at Oakland	51,110

Team Statistics	Pitt.	Opp.
Total First Downs	15	24
Rushing	2	14
Passing	10	8
Penalty	3	2
3rd Down: Made/Att.	5/11	10/17
3rd Down Pct.	45.5	58.8
Total Net Yards	223	361
Avg. Per Game	223.0	361.0
Total Plays	46	74
Avg. Per Play	4.8	4.8
Net Yards Rushing	65	232
Avg. Per Game	65.0	232.0
Total Rushes	20	55
Net Yards Passing	158	129
Avg. Per Game	158.0	129.0
Sacked/Yards Lost	1/9	2/13
Gross Yards	167	142
Att./Completions	25/12	17/14
Completion Pct.	48.0	82.4
Had Intercepted	3	0
Punts/Average	5/41.6	2/39.0
Net Punting Avg.	5/39.4	2/29.0
Penalties/Yards	4/60	9/75
Fumbles/Ball Lost	1/0	0/0
Touchdowns	2	3
Rushing	0	2
Passing	2	0
Returns	0	1

Scoring	TD	R	P	Rt	Pat	FG	S	Pts.
B. Pearson	1	0	1	0			0	6
Lewis	1	0	1	0			0	6
Gerela	0	0	0	0	2/2	0/0	0	2
Team	2	0	2	0	2/2	0/0	0	14
Opponents	3	2	0	1	3/3	4/5	0	33

Sacks: Greenwood 1.0, White 1.0, Team 2.0,
Opponents 1.0

Rushing	No.	Yds	Avg	Lg	TD
Harris	10	29	2.9	8	0
P. Pearson	4	14	3.5	6	0
Fuqua	3	13	4.3	10	0
Bradshaw	3	9	3.0	5	0
Team	20	65	3.2	10	0
Opponents	55	232	4.2	40	2

Receiving	No.	Yds.	Avg.	Lg	TD
Lewis	4	70	17.5	26 1	
Fuqua	4	52	13.0	25	0
B. Pearson	2	7	3.5	41	1
P. Pearson	1	24	24.0	24	0
Williams	1	14	14.0	14	0
Team	12	167	13.9	26 1	2
Opponents	14	142	10.1	21	0

Interceptions	No.	Yds.	Avg.	Lg	TD
Team	0	0	0.0	0	0
Opponents	3	62	20.6	54 1	

Punting	No.	Yds	Avg	Net	TB	In	Lg	B
Walden	5	208	41.6	39.4	0	1	44	0
Team	5	208	41.6	39.4	0	1	44	0
Opponents	2	78	39.0	29.0	0	0	40	0

Punt Returns	Ret	FC	Yds	Avg	Lg	TD
Edwards	1	0	20	20.0	20	0
Meyer	0	1	0	0.0	0	0
Team	1	1	20	20.0	20	0
Opponents	2	0	11	5.5	13	0

Kickoff Returns	No.	Yds	Avg	Lg	TD
P. Pearson	4	79	19.8	27	0
Davis	3	77	5.6	29	0
Team	7	156	22.3	28	0
Opponents	3	58	19.3	30	0

Field Goals	1-19	20-29	30-39	40-49	50+
Gerela	0/0	0/0	0/0	0/0	0/0
Team	0/0	0/0	0/0	0/0	0/0
Opponents	1/1	2/2	1/1	0/1	0/0

Gerela:
0
Opponents:
(25G,31G,22G,10G,49N)

Score by Periods	Q1	Q2	Q3	Q4	OT	PTS
Team	0	7	0	7	0	14
Opponents	7	3	13	10	0	33

Passing	Att	Cmp	Yds	Cmp%	TD	Int	Lg	Sack/Lost	Rating
Bradshaw	25	12	167	48.0	2	3	26 1	1/9	57.0
Team	25	12	167	48.0	2	3	26 1	1/9	57.0
Opponents	17	14	142	82.4	0	0	21	2/13	101.5



1972 Final Postseason Statistics (1-1)

Date	Result	Opponent	Attn.
12/23	W 13-7	Oakland	50,350
12/31	L 21-17	Miami	50,350

Team Statistics	Pitt.	Opp.
Total First Downs	26	32
Rushing	13	20
Passing	12	10
Penalty	1	2
3rd Down: Made/Att	11/30	14/36
3rd Down Pct.	36.6	38.8
Total Net Yards	502	530
Avg. Per Game	251.0	265.0
Total Plays	112	130
Avg. Per Play	4.5	4.1
Net Yards Rushing	236	331
Avg. Per Game	118.0	165.5
Total Rushes	62	80
Net Yards Passing	266	199
Avg. Per Game	133.0	99.5
Sacked/Yards Lost	5/46	3/24
Gross Yards	312	223
Att./Completions	45/21	46/22
Completion Pct.	46.6	47.8
Had Intercepted	3	3
Punts/Average	10/49.4	11/41.6
Net Punting Avg.	10/45.7	11/37.6
Penalties/Yards	5/35	4/34
Fumbles/Ball Lost	2/0	3/2
Touchdowns	3	4
Rushing	0	3
Passing	2	1
Returns	1	0

Score by Periods	Q1	Q2	Q3	Q4	OT	PTS
Team	7	0	6	17	0	30
Opponents	0	7	7	14	0	28

Scoring	TD	R	P	Rt	Pat	FG	S	Pts.
Gerela	0	0	0	0	3/3	3/5	0	12
Harris	1	0	1	0			0	6
Mullins	1	0	0	1			0	6
Young	1	0	1	0			0	6
Team	3	0	2	1	3/3	3/5	0	30
Opponents	4	3	1	0	4/4	0/0	0	28

Sacks: White 2.0, Greenwood 1.0, Team 3.0,
Opponents 5.0

Rushing	No.	Yds	Avg.	Lg	TD
Harris	34	140	4.1	14	0
Fuqua	24	72	3.0	12	0
Bradshaw	4	24	6.0	12	0
Team	62	236	3.8	14	0
Opponents	80	331	4.1	37	3

Receiving	No.	Yds.	Avg.	Lg	TD
Harris	7	99	14.1	60	0
Shanklin	5	104	20.8	25	0
Young	5	58	11.6	25	1
McMakin	2	31	15.5	22	0
Fuqua	1	11	11.0	11	0
Brown	1	9	9.0	9	0
Team	21	312	14.9	60	1
Opponents	22	223	10.1	52	1

Interceptions	No.	Yds.	Avg.	Lg	TD
Edwards	1	28	28.0	28	0
Russell	1	0	0.0	0	0
Ham	1	0	0.0	0	0
Team	3	28	9.3	28	0
Opponents	3	18	6.0	7	0

Punting	No.	Yds	Avg	Net	TB	In	Lg	B
Walden	10	494	49.4	45.7	4	2	61	0
Team	10	494	49.4	45.7	4	2	61	0
Opponents	11	458	41.6	37.6	2	2	56	0

Punt Returns	Ret	FC	Yds	Avg	Lg	TD
Edwards	4	3	44	11.0	21	0
Blejer	0	1	0	0.0	0	0
Team	4	4	44	11.0	21	0
Opponents	1	2	37	37.0	37	0

Kickoff Returns	No.	Yds	Avg	Lg	TD
S. Davis	1	22	22.0	22	0
P. Pearson	3	84	28.0	41	0
Team	4	106	26.5	41	0
Opponents	2	49	24.5	26	0

Field Goals	1-19	20-29	30-39	40-49	50+
Gerela	2/2	1/1	0/0	0/1	0/1
Team	2/2	1/1	0/0	0/1	0/1
Opponents	0/0	0/0	0/0	0/0	0/0

Gerela:
(52SH,18G,29G)/(14G,48B)
Opponents:
(0)

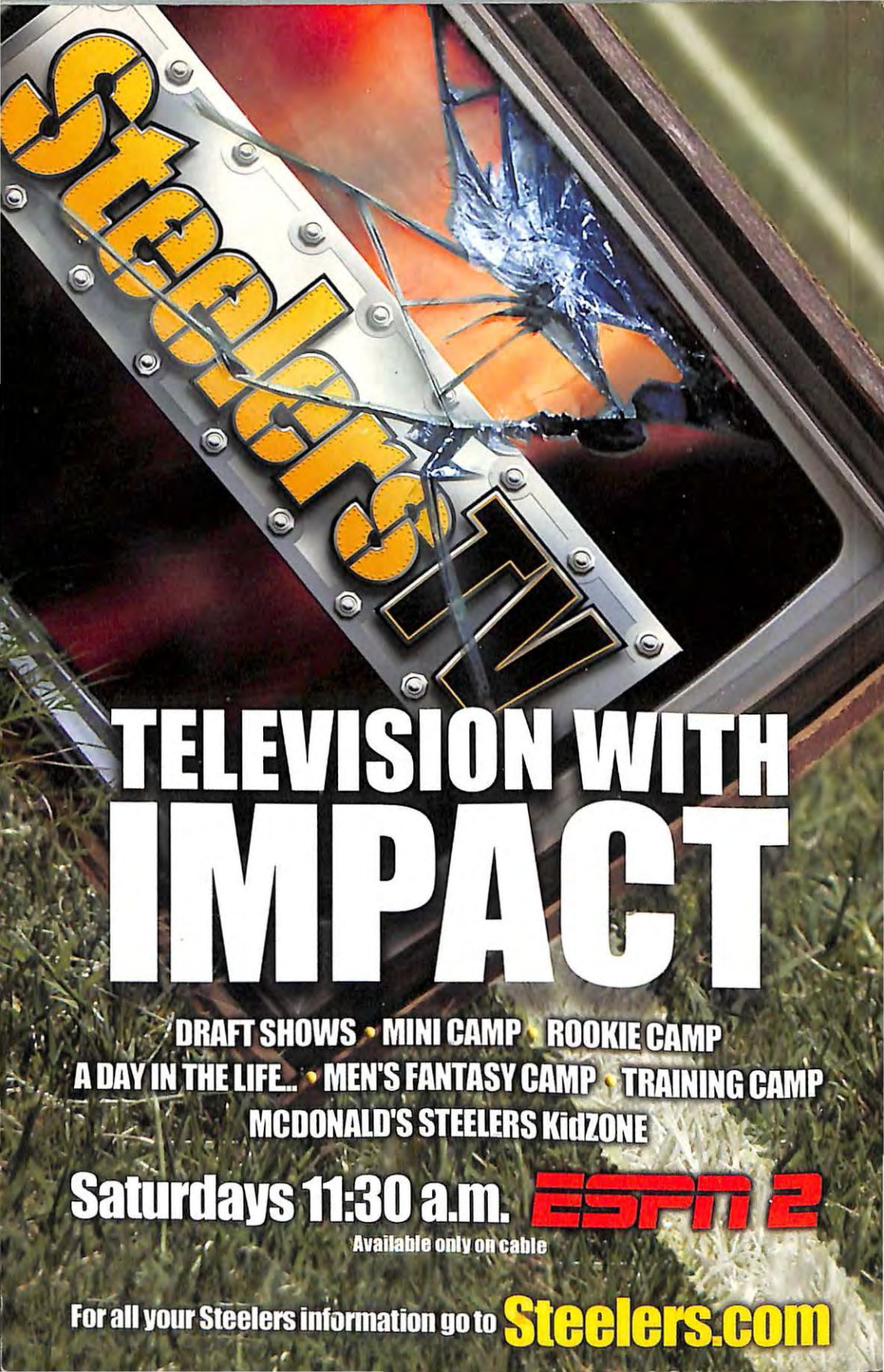
Passing	Att	Cmp	Yds	Cmp%	TD	Int	Lg	Sack/Lost	Rating
Bradshaw	35	16	275	45.7	2	3	60	4/40	56.3
Hanratty	10	5	37	50.0	0	0	25	1/6	59.2
Team	45	21	312	46.6	2	3	60	5/46	56.9
Opponents	46	22	223	47.8	1	3	52	3/24	42.2

[illegible]



FOUNDING PARTNERS





TELEVISION WITH IMPACT

DRAFT SHOWS • MINI CAMP • ROOKIE CAMP
A DAY IN THE LIFE... • MEN'S FANTASY CAMP • TRAINING CAMP
MCDONALD'S STEELERS KidZONE

Saturdays 11:30 a.m. **ESPN 2**

Available only on cable

For all your Steelers information go to **Steelers.com**